

An aerial photograph of Halas Hall, the Chicago Bears' training facility, and the adjacent football field. The field is green with white yard lines and numbers. The stadium is a large, multi-story brick building with a brown roof. The surrounding area is filled with trees in autumn colors. The text "OFFICIAL CHICAGO BEARS 1981 Media Guide" is overlaid at the top.

OFFICIAL CHICAGO BEARS

1981 Media Guide

Halas Hall
Lake Forest, Illinois, "Home of the Bears"

FINGERTIP INFORMATION

The Chicago Bears Football Club, Inc.

Chairman of the Board, President, Chief Executive Officer	George S. Halas
Executive Vice President, General Manager, Chief Operating Officer	James E. Finks
Vice President	Edward W. McCaskey
Vice President	Charles Brizzolara
Secretary	Virginia H. McCaskey
Treasurer, Assistant Secretary	Jerome R. Vainisi
Assistant Secretary	Florence Brizzolara

1981 DIRECTORY

CORPORATE HEADQUARTERS & TICKET OFFICE

55 East Jackson Blvd.
Suite 1200
Chicago, IL 60604
Telephone: 312/663-5100
Night Line: 312/663-5103
Box Office: 312/663-5408

President	George S. Halas
General Manager	Jim Finks
Vice President	Ed McCaskey
Treasurer	Jerry Vainisi
Stadium Operations	George Arneson
Business Manager	Rudy Custer
Staff Assistant	Max Swiatek

TICKET INFORMATION

Box Office 55 E. Jackson Blvd.
Chicago, IL 60604
Additional Outlets Ticketron
All Seats Reserved \$11.50
Season Ticket Applications Accepted.
Single Game Sales Start July 13, 1981
Box Office Hours: 9 a.m.-4 p.m. Monday through
Friday; Also the Saturday before a home game
until noon. Soldier Field Ticket Windows open 9
a.m. game days.

TRAINING CAMP INFORMATION

The Bears train on the fields adjacent to their year-round headquarters at Halas Hall on the campus of the Lake Forest (IL) College—30 miles north of Chicago's Loop. DIRECTIONS—From Route 41 (Edens), exit on Deerpath Road. East on Deerpath app. 1½ miles through downtown Lake Forest, across commuter rail tracks. The second city street east of the tracks is Washington. Turn right. Halas Hall is ½ mile down at 250 N. Washington.

COACHES, PERSONNEL, PUBLIC RELATIONS

Halas Hall	
250 N. Washington	
Lake Forest, IL 60045	
Telephone: 312/295-6600	
Telecopier: 312/295-5238	
Press Room: 312/295-2020	
Head Coach	Neill Armstrong
Defensive Line	Dale Haupt
Backs, Special Teams	Hank Kuhlmann
Defensive Backs	Jim LaRue
Offensive Coordinator	Ted Marchibroda
Receivers	Ted Plumb
Defensive Coordinator	Buddy Ryan
Offensive Line	Dick Stanfel
Asst. to General Manager	Bill McGrane
Collegiate Scouting Director	Jim Parmer
Pro Scouting Director	Bill Tobin
Team Physician	Dr. Clarence Fossier
Trainer	Fred Cato
Strength Coordinator	Clyde Emrich
Assistant Trainer	Ron Russ
Equipment Manager	Ray Earley
Equipment Assistant	Ken Earley
Film Director	Mitch Friedman
Film Assistant	Kevin Banna
Superintendent, Halas Hall	R. L. McMurrin
Public Relations	Ted Haracz

Haracz Home Phone: 312/945-6208
PR Assistant Patrick McCaskey
McCaskey Home Phone: 312/432-3786
PR Secretary Vickie Comella

GENERAL INFORMATION

Colors Orange, Navy Blue, White
Home Stadium Soldier Field (1924)
Capacity 68,000
Playing Surface AstroTurf
Address 425 E. McFetridge Dr.
Chicago, IL 60605

Press Will Call

Located near Gate "O" at South end of Soldier Field.
Press Box elevator (West side near Gate 17) and Will Call open 3 hours before kickoff.

TABLE OF CONTENTS

CURRENT

Assembling the Bears	71
Biographies, Coaches	7-10
Biographies, Front Office	2-5
Biographies, Rookies	50-55
Biographies, Veterans	11-48
Blocked Kicks	47
Cut Down Days	26
Draft Information	69-70
Durability Chart	49
Free Agents	56
Halas Hall	75
Homecoming	118
Honey Bears	127
Important Dates	26
Lyrics, Bear Down	42
Media Information	145
Opponents Information	145
Piccolo Award	4
Playoff Pairings and Priorities, 1981	144
Pronunciations	11-55
Radio	105
Road Headquarters	16
Roster, Newcomers	73
Roster, Veterans	72
Rushers, NFL Top 10	35
Schedule, Bears	1
Schedule, NFL	140-143
Special Teams Tackles	31
Standings, 1980	56
Statistics, 1980	57-58
Super Bowls, Future	20

Historical-Records

All-Pro Bears	117
Annual Stat Leaders	105-108
Attendance Chart	23
Career Leaders	100-104
Coaching Records	127
College Alma Maters	44
Hall of Famers	119-124
Historical Highlights	119-124
Last Time Marks	79
Monday Night History	135
National TV Results	34
Opponent Big Days	78
Overtime History	134
Pass Receiving—150-yard games	85
Passing—300-yard games	84
Playoff History	136-139
Pro Bowl Bears	118
Recapitulation, 1980	59-68
Records, Individual	80-90
Records, Team	90-99
Results, All-Time	128-133
Retired Numbers	133
Roster, All-Time Assistants	116
Roster, All-Time Players	109-116
Rushing—100-yard games	82
Series Standings	125-126
Soldier Field History	74
Soldier Field Records	79
Thanksgiving Results	117
Trades	124
Trends, Statistical	76-77

1981 SCHEDULE

PRESEASON

Saturday/Aug. 8
Saturday/Aug. 15
Saturday/Aug. 22
Saturday/Aug. 29

GIANTS in CHICAGO
Chiefs at Kansas City
BENGALS in CHICAGO
Cardinals at St. Louis

CHAMPIONSHIP SEASON

Sunday/Sept. 6
Sunday/Sept. 13
Sunday/Sept. 20
Monday/Sept. 28
Sunday/Oct. 4
Sunday/Oct. 11
Monday/Oct. 19
Sunday/Oct. 25
Sunday/Nov. 1
Sunday/Nov. 8
Sunday/Nov. 15
Sunday/Nov. 22
Thursday/Nov. 26
Sunday/Dec. 6
Sunday/Dec. 13
Sunday/Dec. 20

PACKERS in CHICAGO
49ers at San Francisco
BUCCANEERS in CHICAGO
RAMS in CHICAGO
Vikings at Minnesota
REDSKINS in CHICAGO
Lions at Detroit
CHARGERS in CHICAGO
Buccaneers at Tampa Bay
Chiefs at Kansas City
Packers at Green Bay
LIONS in CHICAGO
Cowboys at Dallas
VIKINGS in CHICAGO
Raiders at Oakland
BRONCOS in CHICAGO

CENTRAL TIME

6:00 PM
7:35 PM
6:00 PM
6:00 PM

1:00 PM
3:00 PM
1:00 PM
8:00 PM

Noon
1:00 PM
8:00 PM
3:00 PM

Noon
1:00 PM
Noon
Noon

3:00 PM
Noon
3:00 PM
Noon

GEORGE STANLEY HALAS

President

Chairman of the Board Chief Executive Officer

The uniqueness of George S. Halas, 86—President, Chairman of the Board, Chief Executive Officer—is chronicled properly in the Pro Football Hall of Fame in Canton, Ohio.

A plaque hanging in the Pro Football Hall of Fame reads in part:

"... Heading the Chicago Bears for more than a half-century, George S. Halas, the team's founder and for 40 years, its head coach, is one of the most enduring personalities in any sports endeavor. He is a survivor of the little band of enthusiasts who met in a Canton automobile agency to organize the American Professional Football Association on September 17, 1920. The Bears are one of two surviving charter franchises of the APFA, which was the direct forerunner of the NFL ...

"The Bears' success on the playing field has been legendary ... More Bears have been enshrined in the Pro Football Hall of Fame than from any other club—18 Bears, including Halas, to be exact ...

The quote doesn't tell you a lot about George S. Halas. But then, Halas the man, Halas the coach, the Chicago Bears and, in some aspects, professional football are one in the same. Inseparable. Each of the four has a separate birthdate, yet they are one in the same.

The biography of one would spill into the life of the others.

Halas feels he is just about the most fortunate man in all professional sports ... his version of a great American dream has come true. He is the home town boy who didn't have to travel to make good but rather pyramided one success upon another right in Chicago.

Halas is a man of unique stature and distinguished status, active in the operation of the Chicago Bears since 1920 when he founded the team. 1981 is the sixty-second year since the Bears came into being as the Decatur Staleys.

No other football coach, professional or college, has equalled his personal winning record. The 40 years he has been the coach of the Bears break down into four separate 10-year tenures: 1920-'29, 1933-'42, 1946-'55, and 1958-'67.

In those years, the Bears won 326 games, including playoff wins.

Halas, born February 2, 1895, and raised on Chicago's West Side, prepped at Crane Tech High School, went on to the University of Illinois, earning a



NO. 1 WINNING COACH OF ALL TIME

Name & Seasons Active	Won	Lost	Tied	Pct.
George S. Halas (40)	326	150	31	.674
A. A. Stagg (57)	314	199	35	.605
Glenn (Pop) Warner (44)	313	106	32	.729
Paul (Bear) Bryant (36)	306	79	16	.781
Wayne (Woody) Hayes (33)	238	72	10	.759
E. L. (Curly) Lambeau (33)	234	135	23	.626

B.S. degree in Engineering and lettering in football, basketball, and baseball. After graduation in 1918, he went into the Navy for the first of his two tours of duty.

Halas was named Player of the Game in the 1919 Rose Bowl as an end on the Great Lakes team that beat the Marines 17-0.

An ensign in World War I, Halas enlisted again in World War II, becoming Welfare and Recreation officer of the Navy's Pacific Fleet under Admiral Chester W. Nimitz. He was decorated with the Bronze Star. A commander when he left active duty in 1946, Halas retired as a captain in the Naval Reserve. He was also awarded the Distinguished Citizens Award, the highest honor the Navy can bestow on a civilian.

After leaving the Navy for the first time, Halas played right field briefly for the New York Yankees who optioned him to St. Paul in the American Association. A hip injury shortened his baseball career. In 1920, he turned a course that became a highway to success for him.

Halas went to work for a Decatur, Ill. corn products firm owned by an enthusiastic sports fan, Mr. A. E. Staley. Mr. Staley sponsored a semi-pro baseball team managed by the famous ex-New York Giants pitcher, "Iron-Man Joe" McGinnity. Halas played shortstop, captained the team.

Late that summer, Mr. Staley commissioned

Halas to organize an independent football team.

The Decatur Staleys were forerunners of the Bears. In 1921, they were known as the Chicago Staleys under an agreement with the corn products firm. In 1922 the team was officially named the Chicago Bears.

As a player, Halas set an NFL record that stood for 49 years. He ran 98 yards for a touchdown with a Jim Thorpe fumble in a 26-0 win over the Oorang Indians at Wrigley Field November 4, 1923. Halas played end for the Bears from 1920-'29; he was named to the NFL All-Pro Squad of the 1920's.

Halas' intensity and competitive drive gave the Bears color and dramatic flair. He seeks continuously to add dignity to the sport he loves so deeply. Halas is responsible for these innovations.

The first pro team to practice daily; the first to take game movies for study and strategical purposes; the first to have its own team band; the first to have its own team song; the first to publish and distribute a club newspaper; the first to have radio broadcasts of games; the first to have a homecoming game dinner for all ex-Bears; the first to issue Player Diplomas.

When Halas signed Red Grange in 1925 and arranged a coast-to-coast tour, the Bears brought NFL football to cities that had hardly heard of it.

The most powerful influence on Halas in dedicating his professional life to pro football, was Coach Bob Zuppke's farewell talk to the 1918 Illinois team. Halas never forgot Zuppke's words:

"Goodby makes no sense whatsoever. Just when all of you begin to know something about football after three years, I lose you. Football is the only sport that ends a man's career just when it should be beginning."

Halas realized professional football is only an extension of a player's competitive life and has always cautioned veterans and rookies alike.

"Don't regard pro football as a complete career in itself. Don't see it as the beginning and the end of your earning power. Plan for the years beyond. Use the glamour of the game to attract attention to yourself by playing well. That will develop an off-season occupation, and then the assurance of a substantial future."

Four times, Halas has interrupted his coaching activities of his own volition.

He turned over leadership to Ralph Jones from 1930 through 1932. When Halas left for the U.S. Navy on November 1, 1942, Luke Johnsos and "Hunk" Anderson shared head coaching responsibilities through 1945. John "Paddy" Driscoll coached in 1956 and 1957.

Coincidentally, in 1933 and again in 1946 when Halas resumed head coaching duties after having been away, his Bears' team won world championships immediately. Resuming coaching in 1958, Halas needed a little more time to develop another championship team and in 1963 the Bears won their eighth championship. (Halas' Bears actually won nine championships, but only eight are recognized by the NFL at this time. Number nine was 1924 when the Bears whipped the Cleveland Bulldogs 23-0 in Wrigley Field Dec. 7, 1924. In those days, championships were awarded at post-season League meetings. Halas says with a grin "... I left the meeting room to go to the washroom and when I got back they had awarded the Championship to Cleveland.")

The Associated Press, The Sporting News, and The United Press International named him Coach of the Year after the 1963 and 1965 seasons.

Halas retired from coaching May 27, 1968.

The team rather than the individual has always been the philosophy of the Bears. The Bears are tied with the old Canton Bulldogs for most consecutive regular season games without defeat. The Bears turned the trick from 1941 through '43 (23 wins, one tie). The Bears scored most straight victories, all games, 18 in a row (1933-'34 and again in 1941-42). Their 17 straight regular season victories (1933-34) were another record—and they share second place in this category with 16 in a row: Bears (1941-42) and Miami (1971-73).

The Bears played an incredible 30 games without a defeat from 1932 to 1933. That span included season, championship, and pre-season games.

During the 1940's, the team reached the height of its power with four straight Western Conference titles; three world championships; a fantastic four season record (including pre-season games) of 62 victories, 7 losses, 1 tie for an astronomical winning percentage of .899; 2,164 points against 842. The 1940 team, which defeated the Washington Redskins with an all-time high scoring mark of 73-0 for the world championship, was voted the greatest professional team of all time by the National Academy of Sports Editors in 1963.

Halas has won many honors and awards over the years, among which is the prestigious Sword of Loyola; an honorary doctor of laws degree from Lake Forest College; Britannica Achievement in Life Award; and the Walter Camp Foundation Distinguished American Award.

His autobiography—*Halas by Halas*—was published October, 1979 by McGraw Hill, and is now ready for its fourth printing.

EDWARD W. McCASKEY

Vice President

Community involvement programs are a natural for the Chicago Bears Vice President Ed McCaskey, who once was a professional night club singer.

An executive with the Bears since 1967, McCaskey has been the spearhead for the Club's civic projects.

A close friend of the late Brian Piccolo, whom he considered a son, McCaskey worked closely with Screen Gems in the production of the movie "Brian's Song." He represents the NFL owners on the Brian Piccolo Golf Tournament Committee that has donated over \$340,000 to the Memorial Sloan-Kettering Cancer Center in New York, as a memorial to Brian Piccolo.

Entering the business world after World War II, McCaskey was in the music publishing business in New York and associated with the late Jimmy Dorsey.

Since coming to Chicago in '49, he has been merchandising manager for the National Retail Tea and Coffee Association, executive vice-president of Merchandise Service, Inc., and an account executive for E. F. MacDonald Co.

Born April 27, 1919, in Philadelphia, McCaskey sang with dance bands before enrolling at the University of Pennsylvania in 1940.

He was a football tackle at Lancaster (Pa.) Catholic High School prior to graduation in '37.

He continued a singing career during his collegiate days and was elected a class president at Penn. After graduation in '43, McCaskey served with the 80th Infantry in France—enlisting as a private and leaving the Army with Captain's rank.

In addition to the Piccolo Committee, McCaskey serves on the board of trustees of Rosary College, as trustee of the Piccolo Children's Fund, the Illinois Chapter of the National Hemophilia Foundation, the Chicago Association for Retarded Children, and the Charlie Conacher Cancer Research Fund at the Toronto General Hospital. He is also on the Board of Directors of the Michigan Avenue National Bank, NFL Films, and NFL Properties.

McCaskey and his wife Virginia have 11 children, 11 grandchildren, and reside in Des Plaines.



Brian Piccolo Award

Bear veterans vote the award to the rookie who best exemplifies the courage, loyalty, teamwork, dedication and sense of humor of the late Brian Piccolo.

A running back who died of cancer June 16, 1970, Piccolo was in his fourth season with the club when forced from the lineup because of the malignancy. He was 26 years old when he died and left a wife and three daughters, and legions of friends.

Piccolo played the first nine games of the '69 season when a persistent cough led to a chest x-ray that revealed the cancer.

He signed with the Bears as a free agent following the '64 collegiate season. As a senior at Wake Forest, Piccolo led the nation in scoring (111) and rushing (1,044).

1980	Tight End Bob Fisher
1979	Defensive End Dan Hampton
1978	Running Back John Skibinski
1977	Tackle Ted Albrecht
1976	Wide Receiver Brian Baschnagel
1975	Running Back Roland Harper
1974	Tight End Fred Pagac
1973	Defensive Tackle Wally Chambers
1972	Defensive Tackle Jim Osborne
1971	Safety Jerry Moore
1970	Guard Glen Holloway

JIM FINKS
Vice President,
General Manager,
Chief Operating Officer



Sometime this summer, Jim Finks will begin his 25th year of labor in the National Football League. He'd like nothing more than to celebrate that milestone with a Central Division title and his third Bear playoff team.

"I can see us being a very good club in '81," says the team's executive vice-president and general manager. "But we have to get better. We just weren't good enough last year. Whether it was by a foot or a mile doesn't really matter."

A bottom line administrator, as that quote indicates, Finks has turned the Bears from hopeless to hopeful in his six years with the Club. The Club he took over for '75 season had managed only 4 victories for 6 consecutive years.

In prodding the Bears from that hole to annual playoff contenders, Finks has shuffled some 350 players through Chicago lockerrooms since that first (1975) training camp.

Finks joined the Bears two days before the 1974 opener on September 12 as executive vice-president, general manager and chief operating officer. After moving to Chicago, he spent the remainder of that season scouting future talent—players, coaches, front office personnel—while observing the Club's existing operation and personnel.

When the '74 season ended, Finks began to shape his team.

The Finks touch has extended beyond the Club's personnel. Soldier Field, the team's home since 1971, will have been completely rebuilt by the '82 season. In '79 the Club moved into the most modern of physical plants—\$1.8 million Halas Hall on the campus of Lake Forest College.

Finks, who will be 54 Aug. 31 (1927), broke into the NFL in 1949 as a rookie quarterback with the Pittsburgh Steelers from Tulsa University.

Since that time, he has been an NFL regular at both defensive back and quarterback, a college (Notre Dame) coach, a Canadian Football League (CFL) scout and general manager, an NFL Club Vice President and General Manager, and League Execu-

tive—all with distinction.

Finks joined the Bears after serving full time with the Management Council through the turbulent summer of '74 and its player strike. Previously his 10-year association with Minnesota brought the Vikings to the top of the professional game. Finks joined Minnesota in 1964 as its general manager and six seasons later saw the Purple Gang in their first Super Bowl (Jan. 11, 1970).

That same season (1969) Finks was named Vice President of the Minnesota Club—retaining his general manager's duties.

As Viking fortunes increased to include 47 victories in his last four seasons (1970-'73), Finks resigned his post in Minnesota. He was the Club's Executive Vice-President when he tendered his resignation following the Vikings second Super Bowl.

Finks was a T-formation collegiate quarterback at Tulsa before he entered the NFL with the Steelers.

Pittsburgh still employed a single wing offense, however, and the 5-10, 175-pound passer found himself defending passes. From 1949-'51, Finks was a regular in the Steeler secondary.

In 1952, the Steelers converted to the T-formation and Finks switched back to quarterback. In '53, he joined Otto Graham as the Eastern Conference quarterbacks in the Pro Bowl.

Finks left the pro game to coach Notre Dame's 1956 backfield under Terry Brennan.

He scouted for Calgary in the Canadian League the following season and took over as general manager of the Stampeders in late 1957. He remained with the Stampeders until moving to Minnesota in '64.

In 1968, he was on the first NFL negotiating committee that met with the Players' Association.

An avid tennis player, Finks and his wife Maxine have four sons—Jim, David, Dan and Tom. He is a native of Salem in south central Illinois about 70 miles east of St. Louis.

BEAR STAFFERS



GEORGE ARNESON
Stadium Operations



FRED CAITO
Trainer



RUDY CUSTER
Business



RAY EARLEY
Equipment



CLYDE EMRICH
Physical Coordinator Film



MITCH FRIEDMAN



TED HARACZ
Public Relations



PAT McCASKEY
Public Relations



BILL McGRANE
Assistant to
General Manager



JIM PARMER
College Scouting



BILL TOBIN
Pro Scouting



JERRY VAINISI
Treasurer

NEILL ARMSTRONG Head Coach



was a college football power during the 1943-46 Armstrong years going 21 games without a loss during that span and winning post-season games in the Cotton and Sugar bowls.

Following those collegiate triumphs, Armstrong was the Philadelphia Eagles' number one draft choice in 1947 as an offensive end and defensive back. In his five NFL seasons (1947-51), the Eagles played for the NFL championship three times winning in '48 (over the Chicago Cardinals 7-0) and 1949 (over the LA Rams 14-0).

Continuing his playing days until 1954 in the CFL with the Winnipeg Blue Bombers, Armstrong began his coaching career with a seven-year tour as an assistant at his Alma Mater Oklahoma State from 1955 to 1961.

His first coaching exposure to professional football came with the Houston Oilers teams of Frank "Pop" Ivy that were 17-11 in 1962 and 1963 in the infant American Football League. The 62 Oilers advanced to the AFL championship where they fell in sudden death overtime 20-17 to the Dallas Texans.

In 1964, Armstrong left Houston for his first head coaching assignment at Edmonton in the CFL. During a six-year reign with the Eskimos, Armstrong led a once downtrodden team into the Grey Cup playoffs three times.

Following the 1969 Canadian season, Armstrong shunned a collegiate administrator's position to join ex-CFL coaching rival and former Philadelphia-Winnipeg teammate Bud Grant with the Minnesota Vikings.

The Vikings were in the midst of their first Super Bowl drive when Armstrong joined them in November. In 1971, Grant named him Minnesota's defensive coordinator. Minnesota was the NFC Central Division playoff representative all but once (1972) in Armstrong's nine seasons there and won NFC titles in 1969, 1973, 1974 and 1976.

Born March 9, 1926, Neill and his wife, Jane live in Lake Forest and have three children.

Indeed, it's a rare man in this second century of American football that puts self secondary to team. Yet the Chicago Bears have such a man heading their field fortunes in 55-year-old Neill Armstrong.

Armstrong starts his fourth season as Chicago's head coach in a 24-24 career coaching record and a reputation as a stand-up guy in a fall-guy business. Those who work with him daily—his staff, players, the media on the Bear beat—know that when there is praise to be passed Armstrong gets the shovel. When there's fault to be found he'll take it without whimper and without passing the proverbial buck.

The unshakable foundation upon which the Bears hope to build future championships, Armstrong guided the Bears to a 10-victory season in 1979—most by the Club since early 1960s. Losing six games by a total of 28 points last season, the Bears finished with a 7-9 record while setting a team record for first downs and allowing fewer points than all but three National Football League teams.

A competitor in playoffs after 12 of his 17 NFL seasons as player and coach, Armstrong has been in eight additional playoffs as his 28-year coaching career progressed through the collegiate, AFL, and CFL levels.

Since Armstrong took over as Chicago's head coach Feb. 16, 1978, after seven years as Minnesota Vikings defensive coordinator, the Bears have become annual division title threats after 15 years without a championship.

A native of Tishomingo, population 2,663 off Highway 99 on the northern tip of Lake Texoma in southeast Oklahoma, Armstrong prepared himself for his coaching career as a standout athlete. After a spectacular career as a high school athlete, Armstrong earned All-America end and honors at Oklahoma A&M (now Oklahoma State) and was recognized as one of the country's outstanding hurdlers.

Perhaps an indicator of his future profession, it was Armstrong from his end position who called the Oklahoma A&M signals—not the quarterback. A&M

ASSISTANT COACHES

DALE HAUPTDEFENSIVE LINE COACH

Steady improvement is something every teacher would like to see from his pupils. Same goes for coaching.

The year before Dale Haupt joined the Chicago Bear staff as defensive line coach, the Bears made just 27 sacks. That was 1977.

Since that time, Chicago has averaged 44 a season on totals that read 40, 46, 47.

Haupt enters his fourth year with the Bears looking for another year of progress.

At Duke in 1977, Haupt spent 17 years coaching major college football before joining the Bears for the '78 season. After six of those collegiate seasons, his teams went to bowl games.

Born April 12, 1929 at Manitowoc, WI, the three-time University of Wyoming letterman spent six years tutoring linemen in the Atlantic Coast Conference. His one year at Duke was preceded by a five-year stint at North Carolina (1972-76).

Wyoming's most valuable player as junior guard-linebacker in 1952, Haupt was the Cowboys' captain as a senior. A two-time all-conference pick, he went to camp with the 1954 Green Bay Packers before entering the Army.

Discharged with the rank 1st Lt. in 1957, Haupt coached high school football (Apopka, FL; Casper, WY; and Daytona Beach, FL) for three years before teaching the college game.

Haupt began his college coaching career at Tennessee where he was head freshman coach for 1960-63. He joined the varsity staff at Iowa State (1964 & '65) for two seasons before a six-year tour at the University of Richmond (1966-71).

He coached in the 1968 and 1971 Tangerine Bowls, the 1972 and 1975 Peach Bowls, the 1973 Liberty Bowl, and the 1974 Astro-Bluebonnet Bowl.

Haupt holds a B.S. in education from Wyoming and a masters degree in education from East Carolina.

HANK KUHLMANNSPECIAL TEAMS-RUNNING BACKS

It's almost impossible to listen in on a post-game press conference around the National Football League these days and not hear head coaches talking about their specialty teams.

Hank Kuhlmann, entering his fourth year on Neill Armstrong's coaching staff, is the Bears special teams coach. In his three seasons in Chicago, Kuhlmann has seen his special teamers block 20 kicks and score six touchdowns ... impressive numbers.

Also tutor of Chicago's running backs, Kuhlmann's charges annually rank among the NFL leaders as the Bears remain one of football's top rushing teams. Chicago has ranked no lower than fifth in the League in rushing the last three seasons.

After three years helping shake down Notre Dame thunder on collegiate opponents, Kuhlmann (pron: kool-man) returned to National Football Conference Central Division warfare in 1978.

Kuhlmann, 43, guided the Notre Dame running backs and special teamers as the Fighting Irish won the national collegiate championship in 1977-his third season on Dan Devine's staff.

Born Oct. 5, 1937 at St. Louis, Kuhlmann got his first exposure to the National Football League from 1972 to 1974 as tutor of the Green Bay Packer special teams.

A two-sport all-Big Eight athlete as a running back and baseball catcher at the University of Missouri, Kuhlmann began his coaching career at his alma mater in 1963. For six of nine seasons, he was offensive backfield coach.

JIM LaRUESECONDARY COACH

Astute football followers will tell you the game is being played further down field from the line of scrimmage than ever before with rule changes handicapping defensive coverage of pass plays.

That's why Bear secondary coach Jim LaRue has a job that gets tougher every year. Last year, Chicago



finished a creditable eight in the League in pass defense.

Since LaRue joined Neill Armstrong's coaching staff for the 1978 season, the Bears have averaged 21 interceptions a season and led the NFC with 29 in 1979.

A coaches' coach with 10 of his former quarterbacks in the business, LaRue joined the Bears after two seasons on the offensive staff of the Buffalo Bills. Prior to entering the NFL in 1975, he was an assistant coach at six major colleges and a successful head coach at the University of Arizona.

Leader of the Wildcats for eight seasons from 1959 to 1966, the LaRue-coached Arizona team posted a 41-37-2 record, compiled an 8-1-1 mark as an independent in 1961, and won a share of the WAC title in 1964. The 8-1-1 mark is the best one-year record in Arizona football history.

A two-way halfback in college at Carson-Newman, Duke, and Maryland during the WWII years, LaRue is a Duke mathematics graduate who holds a master's degree in education from Maryland. He played in three bowl games as a collegian including the classic 1945 Duke-Alabama Sugar Bowl. Drafted by the professionals twice, LaRue opted for coaching and teaching.

LaRue, born August 11, 1925 in Clinton, OK, was athletic director and head coach at Bainbridge Naval Training Center in 1952 and 1953.

TED MARCHIBRODA OFFENSIVE COORDINATOR

Highly regarded as a passing attack master, Ted Marchibroda was Neill Armstrong's first choice to be offensive coordinator when the Bear head coach rebuilt his coaching staff this winter.

Tutor of Roman Gabriel and Bert Jones at comparable stages of their careers, Marchibroda will work with 25-year-old Vince Evans and the other Bear quarterbacks in addition to heading the offensive staff.

Coach of the Year in 1975 for turning the 2-12 Colts into 10-4 winners in his first season, Marchibroda was Baltimore's head coach through 1979. In his first three seasons at Baltimore, the Colts ran up a 31-11 record and won three AFC East titles. That 1975 reversal of form is the greatest single-season turnaround in NFL history.

He elected to stay out of coaching last season except for a three-week stint as consultant to the Philadelphia Eagles staff.

Marchibroda began his pro coaching career with Washington in 1961 as backfield coach and stayed with the Redskins until he began a nine-year association with George Allen in 1965 with the Los Angeles Rams. When Allen moved to Washington in '71, Marchibroda went with him as offensive coordinator.

A St. Bonaventure graduate who quarterbacked his senior season at the University of Detroit after the Bonnies dropped football, Marchibroda was the Pittsburgh Steelers' first round draft choice in 1953. He was a teammate of QB Jim Finks there (1954-56) and finished his playing days with the Chicago Cardinals in 1957.

Born March 15, 1931, at Franklin, PA, Marchibroda finished second in the NFL in passing in 1956 throwing for 1,585 yards and 12 touchdowns.

TED PLUMB RECEIVERS COACH

With Chicago accounting for more passing yardage last season than any Bear team in 15 years and expectations running high for further gains this season, receivers coach Ted Plumb hopes to be a busy man this fall.

Plumb's long suit is attention to detail, a handy trump card when it comes to teaching the execution of pass routes. Now in his eighth season in the pro coaching ranks, Plumb has been an offensive coach for all 8 years.

The 41-year-old Plumb joined Neill Armstrong's Bear staff in January, 1980 after three seasons each with the Atlanta Falcons and New York Giants. Plumb has been a coach for the past 16 years. He started his NFL coaching career on the staff of Bill Arnsparger in New York working with the offensive backfield from 1974 to '76. Plumb joined Leeman Bennett with the Falcons as quarterback-receiver coach for the '77 season.

A college teammate of former Bear star Ronnie Bull, Plumb played on Baylor



Bear teams that earned bowl invitations in 1960 (Gator) and 1961 (Gotham) where they split with Utah State (24-9) and Florida (12-13). Baylor's 1960 record of 8-3 has been equalled but not surpassed.

As a collegiate receiver at Baylor, Plumb modeled his play after Raymond Berry, the man who elevated the art of route running and catching footballs to a textbook science. Berry was Plumb's spring tutor for three years at Baylor.

He returned to Texas in '68 to join the staff at Texas Christian University for two seasons and followed those years with stints at Tulsa (1971) and Kansas (1972-73).

Raised in northern California, Plumb was born 8/20/39 at Reno, NV.

JAMES (BUDDY) RYANDEFENSIVE COORDINATOR

On reputation, football men expect the Chicago Bears to play tough defense. After all, it was the Bears who pounded enough lumps around the National Football League in the '60's to earn a Black and Blue nickname for an entire Division—the NFC Central.

After a long hibernation, the Bears are back among the toughest defenses in football. Coordinating the Chicago defenses for head coach Neill Armstrong (himself a defensive architect) is Buddy Ryan—entering his fourth year with the Club.

Under the Armstrong-Ryan combine, the Bears have risen from 22nd in the League in overall defense in 1977, to rank no lower than 10th in the last three years. The last two Bear teams have ranked third and fourth in points allowed.

One of the few coaches to have been to Super Bowls with two different teams, Ryan, 47, also tutors the Chicago linebackers.

A 13-year veteran NFL defensive coach, Ryan was the Minnesota Vikings line coach for two seasons prior to joining the Bears in 1978 and was the first assistant hired by Armstrong.

Ryan, like Armstrong, is a graduate of Oklahoma State. From 1968 through 1975, he was on the defensive staff of the New York Jets under Hall of Fame coach Weeb Ewbank.

He has been to the Super Bowl as an assistant coach twice—winning with the Jets in 1969 and losing with the Vikings in the 1977 game.

He began his coaching career at the University of Buffalo as defensive coordinator from 1961 to 1965. Ryan was also defensive coordinator at Vanderbilt (1966) and at the University of the Pacific (1967) before joining the Jets. Ryan was born Feb. 17, 1934 at Frederick, OK.



DICK STANFELOFFENSIVE LINE COACH

Four-time all-Pro guard Dick Stanfel, a soft-spoken disciplinarian who righted the New Orleans Saints' sinking ship as interim head coach for the final four games of 1980, starts his first season on Neill Armstrong's coaching staff this year.

As offensive line coach with special concern for the Bear rushing attack, Stanfel has gained respect in pro football circles as an outstanding teacher during his 17 previous NFL coaching seasons.

The League's most valuable player in 1954 when the Detroit Lions won the League title, Stanfel split his playing career between the Lions (1953-55) and Washington Redskins (1956-58).

He began his coaching days at Notre Dame (1959-62) and spent one season (1963) on the University of California staff before taking his first pro coaching assignment with the Philadelphia Eagles in '64 (-1970).

Stanfel joined the San Francisco 49ers as line coach in 1971 and stayed by the Bay until moving to New Orleans in 1976. He was the 49ers' offensive coordinator in '75.


An all-America pick at the University of San Francisco, Stanfel was Detroit's second round draft pick in 1951 but was injured in the College All-Star game and missed his rookie season. Stanfel played in three NFL championship games.

His 1979 Saint offensive line set a New Orleans record by allowing only 17 sacks during the 16-game season.



BIOGRAPHIES





64
1977 D-1
6-4, 250

T-G

TED ALBRECHT
California
Born 10/8/54, Harvey, IL

PROFESSIONAL: Paced offensive linemen in '80 training camp Armstrong 880 with 2:33.9 clocking . . . bothered by knee, ankle hurts last month of '80 . . . started last 43 consecutive games as LT and 59 of last 60 . . . has started all but two games in career . . . last miss was 10/1/78 vs Oakland with foot sprain . . . hospitalized with mono mid-1979 but did not miss start . . . gave up sacks in only three '79 games . . . got game ball from (11/4/79) 35-7 victory over Detroit . . . first round '77 draft pick . . . fifth offensive lineman picked . . . consensus all-rookie pick that year . . . voted Bear rookie Brian Piccolo Award . . . got first pro start as guard . . . started career on KO return team.

COLLEGIATE: Started 33 games at right tackle for Golden Bears . . . teammate of cancer stricken QB Joe Roth . . . saw first guard action in four post-season bowl games . . . two-time all-Pac 8, all-Coast pick . . . only Cal player to win two team awards—the Brick Muller (most valuable lineman) and the Andy Smith (playing time leader) . . . ran 40 in :04.8 as collegian . . . played in North-South, East-West, Hula and Japan Bowls.

PERSONAL: Given name Theodore Carl Albrecht (pron: all-brekt) . . . married (LuJean) . . . among strongest of Bear offensive starters: bench 450, squat 550, power 300 . . . suburban Deerfield home owner . . . director and founder (1978) of Shriners' "Teddy Bear Club for Kids" . . . voted Miller Man of the Year in voting by fans at Soldier Field last season . . . honored with Chicago Red Cloud '80 First American Award for charities work . . . succeeded Doug Plank as weekly Arlington Heights Chamber of Commerce lunch host last year . . . family moved from Chicago to Valejo, CA, when Ted was four . . . five-sport Valejo High athlete with enough catching skills to attract Chicago White Sox attention . . . interested in community projects, cooking, German beer . . . favorite dish is enchiladas . . . Chicago spokesman on 1980 United Way commercial . . . purchased 40 Prep Nite II tickets for youth project . . . account executive for IVI Corporate Travel during offseason . . . switched major from business to sociology after junior year.

Albrecht's Pro Stats

Total Games 61 all Chicago: 1977 (14), 1978 (15), 1979 (16), 1980 (16). Playoffs (2).



7
1975 D-6a
6-2, 210

QB

BOB AVELLINI
Maryland
Born 8/28/53, Queens, NY

PROFESSIONAL: Has not played in regular season game since last 5:05 11/22/79 at Detroit in relief of Mike Phipps (sidelined with broken nose) . . . made 42 consecutive starts as Bear QB before yielding to Phipps 11/12/78 . . . started three October games in '79 after Vince Evans was hospitalized . . . owns 47 career starts in which Bears are 23-24 . . . has never missed a game with an injury . . . start string NFC's longest when it ended . . . threw first Bear playoff TD pass since 1946 at Dallas 12/26/77 hitting Steve Schubert for 34 yards . . . righthanded, dropback passer who has thrown for over 200 yards 11 times as a pro . . . joins Evans, Luckman, Blanda, Lujack, Wade, Bukich and Concannon

as only Bears to have thrown for over 2,000 yds in a season . . . trimmed 15 pounds from playing weight following '76 season . . . four QBs taken ahead of him in '75 draft—Steve Bartkowski (Falcons), Gary Scheide (Bengals), Steve Grogan (Patriots), and Dave Humm (Raiders).

COLLEGIATE: Led Terps to 8-3 record, first undisputed Atlantic Coast Conference championship as senior . . . two Bowls (Liberty, Peach) in his three seasons . . . injuries (hip, knee) hampered junior season . . . career stats of 231 of 394 (58.5%); 3,232 yards; 15 TDs . . . set numerous ACC and Maryland records . . . passed for 314 yards in first college start as sophomore (Duke, 21 of 31) . . . impressed Bears in Senior Bowl . . . college baseball shortstop/pitcher.

PERSONAL: Given name Robert Hayden Avellini (pron: ave-AH-lee-nee) resides in suburban Northbrook . . . avid golfer . . . honor roll student at Maryland in business administration . . . captained football, basketball teams at New Hyde Park Memorial High . . . Fellowship of Christian Athletes member . . . is volunteer to YMCA Big Brother program . . . honorary director of Les Turner ALS Foundation.

Avellini's Pro Stats

Passing	Gms.	Att.	Com.	Pct.	Yds.	Int.	TDs	Rating	Rush	Yds.	Avg.	TD
1980	0	0	0	0.0	0	0	0	0.0	0	0	0.0	0
1979	7	51	27	52.9	310	3	2	59.9	3	10	3.3	0
1978	13	264	141	53.4	1718	16	5	54.6	34	54	1.6	2
1977	14	293	154	52.6	2004	18	11	61.7	37	109	2.9	1
1976	14	271	118	43.5	1580	15	8	49.7	18	58	3.2	1
1975	8	126	67	53.2	942	11	6	57.3	4	-3	-0.8	1
Career	56	1005	507	50.4	6554	63	32	56.7	96	228	2.8	5
Playoffs	1	25	15	60.0	177	4	1	55.3	1	4	4.0	0

Long Pass: at Det. 11/24/77, 75t to Walter Payton.

Top Percentage: at Det. 9/17/78, 75.0 (9-12-151).

Most Completions: at GB 10/8/78, 23

(23-37-224).

Most Attempts: vs Saints 10/2/77, 38

(18-38-235).

Most Yards: at Det. 11/24/77, 260 (14-21-260).

Most TD Passes: 3, 3 times: last vs Rams

10/10/77 (11-17-219).


Most Rushes: 6, 3 times: last vs Tampa Bay

11/26/78 (6-1).

Most Yds Rushing: vs Rams 10/10/77, 32 (6-32).

Long Run: vs Rams 10/10/77, 21 (6-32).

Most Rush TDs: 1, 5 times: last vs TB 11/26/78.



84

1976, D-3

6-0, 184

WR-KR

BRIAN BASCHNAGEL

Ohio State

Born 1/8/54, Kingston, NY

PROFESSIONAL: Started 14 games as flanker, 1 at split end last season . . . back injury limited participation in season ender @ Tampa to holding for placements . . . had made 58 of 77 career receptions in last 2 years . . . clutch 3rd down receiver . . . 30 of 77 career receptions on 3rd down; 24 of 58 receptions on 3rd down in last 2 years . . . caught first pro TD pass (54 yards) from Walter Payton 10/21/79 at Minnesota . . . has comeback from injuries twice—right knee ('78) and left ankle ('77) . . . owns 44 career starts . . . led Bear kickoff return men in first 3 seasons, led NFL in KOR yards as rookie with 754 . . . set Bear record with 8 KORs at Houston 11/6/77 . . . was special teams captain as rookie . . . voted Bear's Piccolo Award by veterans after 1976 season . . . second unit PFWA all-rookie pick . . . got game ball from '77 Viking victory . . . began Bear career as cornerback . . . second Chicago pick in '76 draft.

COLLEGIATE: Two-time academic all-America as wing-back at Ohio State . . . played in four Rose Bowls . . . made 670 yards rushing at OSU, 794 receiving, 406 returning kickoffs and 167 returning punts . . . had 7.8 yard career rushing average . . . from Woody Hayes: "I've never coached a more willing athlete" . . . played in last College All-Star game (Pittsburgh 24-0), Hula Bowl, Japan Bowl.

PERSONAL: Given name Brian Dale Baschnagel (pron: bash-nay-gull) . . . was Rhodes candidate . . . NCAA and Football Foundation Hall of Fame Scholar-Athlete . . . working on post-graduate degree in accounting at OSU during offseason . . . eyes CPA . . . chairman '79 MS Read-A-Thon . . . received OSU Sullivan Pacesetter Award . . . worked for Pittsburgh Pirate PR department in summer 1973 . . . attended 19 different schools between first and 12th grades . . . graduated from Pittsburgh North Allegheny High where as prep all-America gained 450 yards in one game . . . donated time to Big Brothers, Multiple Sclerosis Society . . . has B.A. in finance.

Baschnagel's Pro Stats

	Gms.	Rec.	Yds.	TD	PR	Yds.	TD	KOR	Yds.	Avg.	TD
1980	16	28	396	2	0	0	0	0	0	0.0	0
1979	16	30	452	2	0	0	0	12	260	21.6	0
1978	16	2	29	0	1	2	0	20	455	22.7	0
1977	10	4	50	0	3	54	0	23	557	24.2	1
1976	14	13	226	0	2	2	0	29	754	26.0	0
Career	72	77	1153	4	6	58	0	84	2025	24.1	1
Playoffs	1	3	38	0	0	0	0	1	27	27.0	0

Rushing: 1976, 1 for -12; 1977, 1 for 0; 1978, 1 for 0. Passing: 1977, 0 for 1; 1979, 0 for 1.

Long Catch: 58 vs Broncos 12/12/76, from Bob Avellini.

Most Caught: 6, vs Bengals 12/14/80 (6-56).

Most Yds. Rec: 104, vs Vikings 10/21/79, (4-104).

Most KORs: 8, at Houston 11/6/77, (8-185).

Long KOR: 84t vs Falcons 10/23/77, (5-162).

Most Yds. KORs: 185, at Houston 11/6/77, (8-185).

Long PR: 42 vs Chiefs 11/13/77, (1-42).

Most PRs: 1, six times: last at Minnesota 11/12/78 (1-2).

Most Yds. PRs: 42, vs Chiefs 11/13/77, (1-42).

Combined Yards: 232, vs Chiefs 11/13/77 (Rec. 48, KOR 142, PR 42).



49
1980, FA
6-2, 190

S

DAVE BECKER

Iowa

Born 1/15/57, Atlantic, IA

PROFESSIONAL: Recovered errant punt center snap that led to 3rd TD in 61-7 romp over Packers . . . played in all 11 games after signed with Bears for second time 10/8 . . . was 12th round '79 Chicago draft choice cut in camp 8/21/79 . . . claimed and awarded to Atlanta Falcons last July when Bears asked recall waivers to bring him to their 1980 training camp . . . played well for Chicago in three '79 preseason games making an interception off Bengal's Jack Thompson . . . waived by Falcons 8/26/80.


COLLEGIATE: Captained Hawkeyes as senior . . . 3-time letterman . . . made Hawkeyes as walk-on . . . went on scholarship sophomore season . . . won

Iowa's Ben Trickey Scholarship going to an Iowa walk-on . . . made 6 interceptions last two seasons . . . had 9 tackles for loss from safety spot in '78 . . . played in Hula Bowl.

PERSONAL: Given name David Paul Becker . . . won 12 letters at Atlantic—golf (4), football (3), basketball (3), and baseball (2) . . . captained football, basketball teams . . . participated in PP & K . . . member SAE . . . fan of Bear safeties Doug Plank, Gary Fencik . . . has B.S. in civil engineering.

Becker's Pro Stats

Interceptions	No.	Yds.	Tkls/Solo	Fum. Rec.	Pass Def.	Force Fum.	Blk. Kick	Tkls Loss	Sack-Yds.	Gms.
1980	0	0	4/4	1	0	1	0	0/0	0/0	11



59
1977, FA
6-1, 220

LB

GARY CAMPBELL

Colorado

Born 3/4/52, Honolulu, HI

PROFESSIONAL: Leads Bear linebacking corps in consecutive starts with 48 . . . grabbed career-high 3 interceptions finishing second behind DB Lenny Walterscheid . . . stopped pair of Buc scoring drives with FRs in 14-13 Chicago win to finish '80 season . . . has averaged 108 tackles per season as regular . . . took over starting RLB job from Waymond Bryant in '78 training camp . . . has not missed a game with Bears since joining Club as free agent in '77 training camp . . . notched first sack on Ken Stabler 10/1/78, interception off Jeff Komlo 11/4/79 . . . got Bear chance after failures with Steelers and Calgary in 1976 . . . was 10th round Pittsburgh pick but waived early in training camp.

COLLEGIATE: Three-year letterman at RB and LB . . . set freshman rushing record (598 yards) and played RB in first two varsity seasons . . . scored TD in 20-14 '72 upset of Oklahoma . . . was redshirted in '73 after requesting shift to defense after sophomore year . . . led team in tackles in '75 in only full season on defense . . . was AP and UPI all-Big Eight 1st team . . . played in Hula and Japan Bowls.

PERSONAL: Given name Gary Kalani Campbell . . . nickname Soupy . . . married (Jennifer) . . . named daughter born 8/7/78 Kealiihoiokalani Audrey . . . first name means My Shining Princess from Heaven . . . middle name for the Campbell's friend Audrey Meadows . . . resides in NW suburban Schaumburg . . . into psycho-cybernetics and meditation . . . prepped at Honolulu St. Louis High participating in football and track—hurdles, long jump, triple jump . . . has B.S. in education.

Campbell's Pro Stats

Interceptions	No.	Yds.	TD	Tkls/ Solo	Fum. Rec.	Pass Def.	Force Fum.	Tkls/ Loss	Sack -Yds.	Gms.
1980	3	36	0	121/88	2	3	1	2/4	3/16	16
1979	1	32	0	92/63	1	2	1	2/2	4/22	16
1978	0	0	0	110/82	2	6	3	5/11	3/25	16
1977	0	0	0	20/14	0	0	0	0/0	0/0	14
Career	4	68	0	343/247	5	11	5	9/17	10/63	62
Playoffs	0	0	0	13/9	1	0	0	0/0	0/0	2

Most Tackles: 12, vs Rams 11/11/79.

Most Solos: 8, vs Packers 12/10/78.

Most Tkls/Loss: vs Lions 10/29/78, 2/4.

Long Interception: 15 vs Redskins 11/9/80 off Joe Theismann.



79

T

1978, T-Bengals

6-5, 243

MIKE COBB

Michigan State

Born 12/10/55, Youngstown, OH

PROFESSIONAL: Sideline with pleurisy after starting first 3 games of '80 then hospitalized & on injured reserve 10/2/80 with pneumonia . . . had lung biopsy for histoplasmosis 4/7/81 . . . made 2 catches in '80 opener . . . moved to tackle in May . . . started 15 games in '79 . . . only miss at Detroit . . . had arthroscopic surgery 1/15/80 to correct minor left knee cartilage problem . . . set up third of four Bear TDs at SF 10/28/79 38-yard catch from Mike Phipps that launched playoff drive . . . suffered partial separation of left shoulder hindering performance in first season as Bear . . . obtained by Chicago in exchange for fourth round draft choice (Vaughn Lusby) from Bengals 8/22/78 . . . excellent

blocker . . . first TE and 22nd player selected in '77 draft.

COLLEGIATE: Four-year starter at Michigan State . . . caught 32 passes during his collegiate career for 418 yards and three touchdowns . . . had 15 receptions for 170 yards and 2 TDs as a senior on his way to earning first-team all-Big 10 honors . . . voted MSU's outstanding lineman as senior despite missing 6½ games.

PERSONAL: Given name Michael (NMI) Cobb . . . attended Youngstown (OH) North High . . . all-city, all-state in football . . . school MVP in both football and basketball . . . cousin and high school teammate of Seattle running back Sherman Smith . . . majored in Criminal Justice at MSU . . . spent off-season on weights at Halas Hall.

Cobb's Pro Stats

Receptions	No.	Yds.	Avg.	TD	KOR	Yds.	Avg.	TD	Gms.
1980 Bears	2	16	8.0	0	0	0	0.0	0	4
1979 Bears	6	91	15.2	0	0	0	0.0	0	16
1978 Bears	1	7	7.0	0	0	0	0.0	0	13
1977 Bengals	0	0	0.0	0	1	15	15.0	15	13
Career	9	114	12.7	0	1	15	15.0	15	46
Playoffs	0	0	0.0	0	0	0	0.0	0	1



81

TE

1977, D-3

6-5, 240

ROBIN EARL

Washington

Born 3/18/55, Boise, ID

PROFESSIONAL: Made successful off-season switch from FB to TE last year . . . started last 13 games there after illness forced Mike Cobb to injured reserve list . . . tied James Scott for lead among ends with 3 TD catches . . . 5 catches at Cleveland 11/3/80 were most by Bear TE since Greg Latta caught 5 @ St. Louis 9/25/77 . . . hobbled through '79 as FB with dislocated toe, sprained foot, pulled stomach muscle . . . Bears won 4 of his 5 fullback starts . . . was starter at FB when Walter Payton set NFL record 11/20/77 of 275 yards vs Vikings . . . had career high 74 yards on ground in 7-0 victory at Buffalo 10/7/79 . . . only rushing TD came in 12-9 overtime win vs Giants that sent Bears into '77 playoffs (4-yd run) . . . trimmed weight from 259 at time of '77 draft . . . third player taken by Bears that May . . .

backup punter.

COLLEGIATE: Finished career as second leading rusher in Huskie history behind Hugh McElhenry with 2,351 yards . . . was tight end as freshman . . . had 5.0 career rushing avg. . . five 100-yard games as senior, 11 in career . . . lost only 13 yards in 463 collegiate carries . . . had 169-yard game vs UCLA as junior . . . caught 33 passes for 380 yards . . . Washington co-captain . . . third in discus at Pac-8 meet . . . MVP of two senior all-star games.

PERSONAL: Given name Robin Daniel Earl . . . nickname BigBird, Truck, married (Cheri), four boys . . . resides in north suburban Riverwoods . . . works for Allied Display & Packaging during off-season . . . has donated time to Boy Scouting . . . soap opera fan . . . all-State tailback at Kent (Wash.) Meridian High . . . was quarterback first two seasons . . . league MVP . . . recipient National Football Foundation Hall of Fame scholar-athlete award . . . Washington prep discus champion (192-7) . . . three-time basketball letterman . . . had own football camp in June . . . majored in business.

Earl's Pro Stats

Receptions	No.	Yds.	Avg.	TD	Rushing	Att.	Yds.	Avg.	TD	Gms.
1980	18	223	12.4	3		0	0	0.0	0	16
1979	8	56	7.0	0		35	132	3.8	0	13
1978	1	1	1.0	0		3	17	5.7	0	16
1977	6	32	5.3	0		56	233	4.2	1	14
Career	33	312	9.5	3		94	382	4.1	1	59
Playoffs	1	15	15.0	0		2	6	3.0	0	2

1977 KORs 2 for 28 yards; 1978 KORs 3 for 48 yards; 1980 KOR 1 for 11 yards.

Long Rush: at Green Bay 10/30/77, 34 (7-60).

Most Yards: at Buffalo 10/7/79, 74 (17-74).

Most Atts: at Buffalo 10/7/79, 17 (17-74).

Long Catch: at Phila. 11/26/80, 28 from Vince

Evans.

Most Catches: at Cleveland 11/3/80, 5 (5-63).

Most Yards Rec: at Cleveland 11/3/80, 63 (5-63).



48
1973, D-5
5-10, 177

CB

ALLAN ELLIS
UCLA

Born 8/19/51, Los Angeles, CA

PROFESSIONAL: Eighth leading interceptor in Bear history with 22 . . . has started last 19 games at RCB after recovering from a 'career ending' knee injury in '78 . . . suffered practice injury to left knee that included damage to bone, ligament and cartilage . . . missed 21 games on injured reserve list between '78 Pro Bowl appearance, 10/14/79 vs New England . . . played in 70 consecutive games as LCB before injury . . . had interception in '79 playoff loss to Eagles . . . got game ball from 14-13 win 12/20/80 at Tampa . . . got Pro Bowl nod following '77 season after two-year period in which he allowed just one TD pass, intercepted 12 passes, broke up 24 others . . . second team all-NFC pick by UPI

following '77 season.

ROAD HEADQUARTERS

Kansas City Chiefs: Hyatt Regency Kansas City, 2345 McGee Street, Kansas City, MO (64108) 816/421-1234. **St. Louis:** Marriott Pavillion, One Broadway, St. Louis, MO (63102) 313/421-1776. **San Francisco:** Dunfey Hotel, 1770 S. Amphlett Blvd., San Mateo, CA (94402) 415/573-7661. **Minnesota Vikings:** Radisson South, 7800 Normandale Blvd., Minneapolis, MN (55435) 612/835-7800. **Detroit Lions:** Northfield Hilton Inn, 5500 Crooks Road, Troy, MI (48098) 313/879-2100. **Tampa Bay Buccaneers:** Bay Harbor Inn, 7700 Courtney Campbell Causeway, Tampa, FL (33607) 813/885-2541. **Green Bay Packers:** Ramada Inn West, 2750 Ramada Way, Green Bay, WI (54304) 414/499-0631. **Dallas Cowboys:** Marriott Market Center, 2101 Stemmons Freeway, Dallas, TX (75207) 214/748-8551. **Oakland Raiders:** Marriott Inn, 200 Marina Blvd., Berkeley, CA (94710) 415/548-7920.

COLLEGIATE: Three-year starter for Bruins . . . had outstanding '72 season with 3 thefts, 81 tackles, 8 pass deflections . . . All-Pac 8 pick . . . UCLA defensive captain . . . got game ball after performance against Nebraska . . . long collegiate TD was 35-yard intercept return . . . played in North-South, Senior Bowl games.

PERSONAL: Given name Allan Delon Ellis . . . nickname Fast . . . resides during off-season in Chicago . . . has worked for U.S. Census Bureau . . . attended Compton (CA) Centennial High participating in football, basketball, and track . . . active in civic affairs Brian Piccolo Foundation, Nellie Fox Cancer Fund, Rube Walker Leukemia Center . . . honorary director Les Turner ALS Foundation . . . had modeling portfolio . . . hobbies include tennis, music (sax) . . . majored in sociology.

Ellis' Pro Stats

Interceptions	No.	Yds.	TD	Tkls/Solo	Fum. Rec.	Pass Def.	Force Fum.	Tkls Loss	Sack -Yds.	Gms.
1980	1	0	0	48/45	0	10	0	0/0	0/0	16
1979	3	67	0	19/18	0	1	0	2/5	0/0	8
1978	Chicago Injured Reserve List									
1977	6	23	0	51/47	0	13	0	0/0	0/0	14
1976	6	47	1	64/58	0	11	1	0/0	0/0	14
1975	2	4	0	51/36	0	15	0	1/2	0/0	14
1974	3	32	0	96/80	0	4	0	0/0	0/0	14
1973	1	12	0	52/43	0	2	0	0/0	0/0	14
Career	22	185	1	381/327	0	56	1	3/7	0/0	94
Playoffs	1	25	0	6/5	0	2	0	0/0	0/0	2

Long Int.: 24, at Detroit 11/22/79 (1-24).
Most Int.: 2, 3 times: last at St. L 9/25/77 (2-4).
Most Solo Tackles: 10, vs 49ers 11/17/74.

Most Pass Deflections: 5, at New Orleans 12/21/75.



8

**1977, D-6
6-2, 212**

QB

VINCE EVANS

Southern California

Born 6/14/55, Greensboro, NC

PROFESSIONAL: Owns 65.2 career passer rating—5th highest in club history behind Sid Luckman, Billy Wade, Rudy Bukich, Johnny Lujack . . . started last 10 games for Bears after starting 3 in '79 before staph infection almost took his life . . . "baptism" facing division leaders in first 6 starts and 9 of first 10 . . . led NFL QBs in TDs rushing last season with 8 . . . has big play arm attested by 7 completions in '80 of 48 or more yards . . . 89-yd toss to Rickey Watts is longest at Soldier Field since Club moved in '71 . . . 21.5 yards per attempt in first '80 start vs Lions was highest in NFL in 2 years . . . received game ball from that 10/19/80 victory . . . also voted game ball for performance in 61-7 destruction of Packers 12/7/80 when passed for 316 yards, 3 TDs, completing 18 of 22 (81.8%) . . . 316 yards were most by Bears since 1970 (Jack Concannon's 338) . . . spent last 11 weeks of 1979 on injured reserve . . . in relief of Mike Phipps 9/9/79 against Minnesota directed Bears from 3-7 deficit to 26-7 win to earn starting chance . . . became contender with 90.5 passer rating in 6 quarters of 1979 preseason on stats reading 42-22-333-3 TDs, 1 int . . . only QB experience in '78 was 14 plays . . . mobile righthander . . . first two times he touched ball as a pro in preseason game with Cincy had KORs of 33, 51 yards . . . one '77 rush came as holder on FG placement . . . Bears 4th pick in '77 draft as first player taken second draft day in 6th round.

COLLEGIATE: 1977 Rose Bowl (SC 14, Michigan 6) MVP . . . accounted for 26 TDs in three years . . . won SC's Teschke Award going to the team's most inspirational player . . . directed West team to Hula Bowl win . . . was 95 of 177 for 1,440 (53.6), 10 TDs as senior . . . Southern Cal tri-captain . . . started 17 of last 20 games at QB for Troy . . . started impressive senior season by directing Trojans to upset win (20-0) over Texas A&M in '76 Liberty Bowl running 10 times for 41 yards and completing 6 of 13 for 174 yards, one touchdown . . . transferred to SC from Los Angeles City College after freshman season . . . backed up Pat Haden as soph . . . MVP at LACC as frosh with 1,628 yards total offense.

PERSONAL: Given name Vincent Tobias Evans . . . resides in Chicago during off-season . . . credits QB development to rediscovery of Faith . . . charity appearances include Brian Piccolo Foundation, Nellie Fox

Game	Opponent	+/-	S/R	Att	Comp.	Yards	Tds	Int	Rush	Yds.	Avg.	Tds
11	19 78	Buccaneers	+	0	0	0	0	0	3	3	17	0
11	26 78	Falcons	+	0	0	0	0	0	2	2	17	0
12	4 78	San Diego	-	0	0	0	0	0	1	1	3	0
9	9 79	Vikings	+	0	0	0	0	0	0	0	0	0
9	16 79	Dallas	+	0	0	0	0	0	0	0	0	0
9	23 79	Miami	-	0	0	0	0	0	0	0	0	0
9	30 79	Buccaneers	-	0	0	0	0	0	0	0	0	0
9	21 80	Vikings	-	0	0	0	0	0	0	0	0	0
9	28 80	Pittsburgh	-	0	0	0	0	0	0	0	0	0
10	12 80	Minnesota	-	0	0	0	0	0	0	0	0	0
10	19 80	Lions	-	0	0	0	0	0	0	0	0	0
10	26 80	Philadelphia	-	0	0	0	0	0	0	0	0	0
11	3 80	Cleveland	-	0	0	0	0	0	0	0	0	0
11	9 80	Redskins	-	0	0	0	0	0	0	0	0	0
11	16 80	Oilers	-	0	0	0	0	0	0	0	0	0
11	23 80	Atlanta	-	0	0	0	0	0	0	0	0	0
11	27 80	Detroit	+	0	0	0	0	0	0	0	0	0
12	7 80	Packers	+	0	0	0	0	0	0	0	0	0
12	14 80	Bengals	-	0	0	0	0	0	0	0	0	0
12	20 80	Tampa Bay	+	0	0	0	0	0	0	0	0	0
Totals				344	181	2585	15	79	401	5.1	8	9

Evans Quarterback Game-by-Game

Most Tds passing: 3, vs Redskins (18-11-210)
11 9 80.

Most yards passing: 316, vs Packers (22-18)
12 7 80.

18, vs Packers (22-316)
12 7 80.

Most completions: 18, vs Cleveland (33-201)
11 3 80.

Most attempts: 34, vs Vikings (14-204) 9 21 80.
12 7 80.

Highest percentage: 81.8, vs Packers (22-18-316)
(22-18-316) 12 7 80.

Consecutive completions: 10, vs Packers
11 16 80—12 14 80.

Consecutive Passes w/o interception: 92,
Rickey Watts.

Long Pass: 89, vs Vikings (34-14-204) 9 21 80 to
Long KOR: 30, vs Lions 9 18 77 (4-48).

Most Tds Rushing: 2, vs Tampa Bay 12 20 80
(6-10).

Long Rush: 58, vs Oilers 11 16 80 (4-80).
STAT HIGHS

(a) KORs: 1977, 13 for 253, 19.5 avg.
Career

Passing	Gms.	Att.	Com.	Pct.	Yds.	Int.	Tds	Rating	Rush	Yds.	Avg.	Tds
1980	13	278	148	53.2	2039	16	11	66.1	60	306	5.1	8
1979	4	63	32	50.8	508	5	4	66.1	12	72	6.0	1
1978	3	3	1	33.3	38	1	0	42.1	6	23	3.8	0
1977 (a)	7	0	0	0.0	0	0	0	0.0	1	0	0.0	0
(a) KORs: 1977, 13 for 253, 19.5 avg.	27	344	181	52.6	2585	22	15	65.2	79	401	5.1	9

Evans' Pro Stats

Most interceptions: 4, vs Bengals (28-13-132)
12 14 80.

3, vs Packers (22-18-316)
12 7 80.

Most times sacked: 5, twice.
LONG PLAYS (50+ yards)

1) 89t to Rickey Watts 9 21 80.
2) 65t to Walter Payton 9 30 79.

3) 64t to James Scott 9 16 79.
4) 64t to James Scott 10 19 80.

5) 59 to James Scott 10 19 80.
6) 58 rush 11 16 80.

7) 56t to James Scott 9 9 79.
8) 54t to Walter Payton 11 9 80.

9) 53t to Rickey Watts 12 7 80.
10) 52t to Rickey Watts 12 7 80.

11) 52t to Golden Richards 9 16 79.
*See all-time score section for opponent and game outcome listed by dates.

Cancer Fund, Rube Walker Leukemia Center . . . was football, basketball star at Greensboro (NC) Benjamin L. Smith High . . . almost enrolled at North Carolina Central College . . . honorary chairman March of Dimes Super Walk . . . majored in speech communications at USC.



34
1975, D-1
5-10, 202

RB

WALTER PAYTON

Jackson State

Born 7/25/54, Columbia, MS

PROFESSIONAL: Owns League rushing record of 275 yards vs Vikings 11/20/77 . . . 5th leading rusher in NFL history with 8,386 yards . . . needs 212 yards rushing to pass Jim Taylor for 4th behind Franco Harris, O.J. Simpson, Jim Brown . . . enters 1981 season with amazing string of 79 consecutive games started and 85 consecutive played . . . has played in 89 of 90 . . . only career miss was 10/19/75 at Pittsburgh with ankle injury . . . missed last 18 minutes of 11/23/80 game at Atlanta after ejection for "jolting" official . . . owns 21 Bear records, 2 NFL marks . . . took unprecedented fifth consecutive NFC rushing title last season with 1,460 . . . his 42 100-yard games exceeded only by Jim

Brown's 58 . . . Bears have won 30 times when he has gone over 100 (Vikings have beaten Bears five times despite his 100-yard game) . . . despite only 539 yards via kick return, only 14 NFL players have gained more combined yards than his 10,716 . . . has caught more passes (202) than any other RB and is 7th leading receiver in club history . . . is 4th leading scorer (420 points) in Bear history—2 points behind kicker Bob Thomas and 36 behind Mac Percival . . . owns 13 of top 20 all-time Bear rushing days . . . made 36 runs of 10 or more yards in '80 and 208 in his 6 seasons . . . would own Bear record for lifetime kickoff return average with a 31.7 a try but lacks 3 returns to meet 20-try minimum standard . . . youngest player to be voted NFL MVP at 23 in 1977 . . . 1,852 yards rushing that season was 3rd highest total in NFL history (now 4th) . . . won '75 NFL kickoff return title with 31.7 average.

POST SEASON HONORS, GAMES: 1975—none (all-rookie runners Mike Thomas and Don Hardeman). 1976—PFWA, AP all-Pro pick; Sporting News NFC Player of the Year; runner-up to Chuck Foreman NFL MVP by UPI; got 39 of possible 42 votes to UPI all-NFC team . . . started Pro Bowl game for NFC . . . Chicago Red Cloud Athlete of the Year. 1977—UPI Athlete of the Year over baseball's Steve Carlton; NFL MVP by PFWA, NEA (Thorpe Trophy), Mutual Radio, AP, FB Digest, Sport Magazine NFL Player of the Year, AP NFL most valuable offensive player; UPI, Sporting News NFC Player of the Year; only unanimous choice to NFC Pro Bowl squad; leading vote getter to UPI all-NFC team . . . all pro-pick AP, UPI, NEA (top pick); Pro FB Weekly Offensive Player of the Year; won Seagram's "Oscar" award for football & \$10,000 prize attached; in '77 divisional playoff rushed 19 for 60, 3 rec for 33, 3 KORs for 57; MVP of Pro Bowl with 13 rushes for 77 yards and game winning TD . . . 1978—All-Pro pick NEA, PFWA; Pro Bowl starter; leading vote-getter to UPI all-NFC team. 1979—Pro Bowl starter; AP all-NFC; in wildcard playoff rushed 16 for 67, 3 rec for 52, 2 TDs, had 84 yard run called back by "motion" penalty. 1980—Leading vote getter to NFC team for Pro Bowl; UPI all-NFC; all-PRO PFWA, SI, AP, PFW.

COLLEGIATE: Football Roundup College Player of the Year 1974 . . . leading scorer in NCAA history with 464 points . . . led nation with 160 points in 1973 . . . first running back, fourth player selected in '75 draft (behind Steve Bartkowski, Randy White, Ken Huff) . . . scored 66 touchdowns, rushed for 3,563 (6.1) yards, kicked five field goals and 53 PAT's caught 27 passes for 474 yards, had 39.0 punting average, 43.0 kickoff return average, hit 14 of 19 passes for 4 TDs . . . played in College All-Star (Pitt 21-14), East-West, Senior Bowl games.

PERSONAL: Given name Walter Jerry Payton . . . nickname Sweetness . . . married (Connie), son (Jarrett)

NFL'S ALL-TIME TOP 10 RUSHERS

Name, Team (* indicates still active)	Yrs.	Gms.	Game	Att.	Yds.	Avg.	TD	100-yd games
1) Jim Brown, Cleveland	9	118	104.3	2359	12312	5.2	106	58
2) O.J. Simpson, Buffalo-San Francisco	11	135	83.2	2404	11236	4.7	61	42
3) *Franco Harris, Pittsburgh	9	124	76.0	2220	9352	4.2	76	37
4) Jim Taylor, Green Bay-New Orleans	10	132	65.1	1941	8597	4.4	83	26
5) *Walter Payton, Chicago	6	89	94.2	1865	8386	4.5	65	42
6) Joe Perry, San Francisco	14	153	54.8	1739	8378	4.8	53	22
7) Larry Csonka, Miami, NY Giants, Miami	11	148	54.6	1891	8081	4.3	64	20
8) Leroy Kelly, Cleveland	10	136	53.5	1727	7274	4.2	74	27
9) John Riggins, NY Jets, Washington	9	111	61.5	1666	6822	4.1	42	16
10) John Henry Johnson, S.F., Det., Pitts., Hou.	13	143	47.6	1571	6803	4.3	48	?

Walter) born 12/26/80 . . . resides in suburban Arlington Heights . . . active in many charities . . . honorary chairman Illinois Mental Health Association '78- '80, American Diabetes Association . . . also has aided Boy Scouts, March of Dimes anti-youth alcoholism, Piccolo Research Fund, United Way, Peace Corps . . . tremendous strength 390 bench press, 600+ leg press, 300 military . . . finalist in soul train dance contest as collegian . . . attended Columbia High but didn't start football until 11th grade . . . father deceased, mother (Alyne) resides in Columbia . . . brother Eddie is Viking return specialist . . . interests include drums, privacy . . . biography *Sweetness* published in '78 by Contemporary Books . . . highest paid player in NFL . . . formed "Walter Payton Enterprises" (investments) in '79 . . . has turned down many commercial endorsements, ditto for movie role . . . commercial endorsements include Buick, RTA . . . received BA in special education at Jackson State in 3½ years . . . State of Illinois deputy sheriff (badge #3306) for delinquents and juveniles . . . honorary director National Hearing Association.

Payton's Pro Stats

Rushing	Att.	Yds.	Avg.	TD	Receiving	Yds.	Avg.	TD	Gms.
1980	317	1460	4.6	6	46	367	8.0	1	16
1979	369	1610	4.4	14	31	313	10.1	2	16
1978	333	1395	4.2	11	50	480	9.5	0	16
1977	339	1852	5.5	14	27	269	10.0	2	14
1976	311	1390	4.5	13	15	149	9.9	0	14
1975	196	679	3.5	7	33	213	6.5	0	13
Career	1865	8386	4.5	65	202	1791	8.9	5	89
Playoff	35	127	3.6	2	6	85	14.2	0	2

	Kickoff Returns					Passing					Punting		
	No.	Yds.	Avg.	TD	Att.	Com.	Yds.	TD	Int.	No.	Yds.	Avg.	
1980	0	0	0.0	0	3	0	0	0	0	0	0	0.0	
1979	0	0	0.0	0	1	1	54	1	0	0	0	0.0	
1977	2	95	47.5	0	0	0	0	0	0	0	0	0.0	
1976	1	0	0.0	0	0	0	0	0	0	0	0	0.0	
1975	14	444	31.7	0	1	0	0	0	1	1	39	39.0	
Career	17	539	31.7	0	5	1	54	1	1	1	39	39.0	
Playoff	3	57	19.0	0	0	0	0	0	0	0	0	0.0	

100-YARD GAMES . . .

275 (40) vs Vikings 11/20/77	130 (29) @ Tampa Bay 12/20/80
205 (23) @ Green Bay 10/30/77	127 (23) @ Minnesota 11/12/78
192 (33) vs Chiefs 11/13/77	126 (24) vs Rams 10/10/77
183 (18) vs Saints 9/14/80	125 (36) vs Packers 9/2/79
183 (27) @ Seattle 12/5/76	123 (18) @ Detroit 11/27/80
182 (23) vs Vikings 9/9/79	123 (27) vs Raiders 10/1/78
163 (32) vs Packers 12/11/77	122 (24) @ Minnesota 10/16/77
162 (23) @ San Francisco 10/28/79	115 (25) @ Green Bay 12/9/79
160 (23) vs Lions 9/18/77	113 (22) vs Lions 11/4/79
157 (22) @ Denver 10/16/78	111 (23) @ Minnesota 10/21/79
157 (33) vs Cardinals 12/16/79	110 (27) @ Green Bay 11/28/76
155 (39) @ Buffalo 10/7/79	109 (18) vs Packers 11/14/76
148 (28) @ San Francisco 9/19/76	109 (18) vs Seahawks 11/5/78
145 (27) @ Los Angeles 10/17/76	107 (17) vs Redskins 11/9/80
141 (19) @ Minnesota 10/10/76	105 (23) @ San Francisco 11/16/75
140 (19) vs Saints 10/2/77	105 (27) vs Buccaneers 11/26/78
137 (20) @ Detroit 11/24/77	104 (18) vs Redskins 10/3/76
134 (22) @ Dallas 9/16/79	102 (23) @ Minnesota 10/12/80
134 (25) @ New Orleans 12/12/75	101 (26) vs Cardinals 9/3/78
133 (28) vs Buccaneers 10/6/80	101 (27) vs Lions 10/19/80
130 (22) vs Packers 12/7/80	101 (33) @ Tampa Bay 12/4/77

PAYTON RECORDS 12/21/80 — REGULAR SEASON GAMES ONLY

Scoring

- 1) Touchdowns lifetime, 70 (65-rush, 5-rec)

Rushing

- 2) Attempts, lifetime, 1865 (1975-80)
- 3) Attempts, season, 369, 1979
- 4) Attempts, game, 40 11/20/77
- 5) Yards gained, lifetime, 8386 (1975-80)
- 6) Yards gained, season, 1852 1977
- 7) Yards gained, game, 275 11/20/77 (NFL)
- 8) Seasons 1,000 yards, 5 1976-80
- 9) Consecutive games 100+ yards, 5 11/13/77-12/11/77
- 10) Games 100+ yards, 42
- 11) Games 100+ season, 10 1977
- 12) Consecutive seasons 1000+ yards, 5 1976-80
- 13) Games 200+ season, 2 1977
- 14) Games 200+ lifetime, 2
- 15) Rushing touchdowns lifetime, 65 1975-80
- 16) Rushing touchdowns season, 14 1977, 1979 (tie Sayers 1965)
- 17) Consecutive games 1+ rushing TDs, 7 10/3/76-11/14/76 (tie Sayers 1969).

Combined yards

- 18) Attempts lifetime, 2,084
- 19) Attempts season, 400, 1979 (NFL)
- 20) Attempts game, 41 10/7/79
- 21) Yards Gained, 10,716

PAYTON'S NON-RECORD CAREER BESTS

Combined Yards: 300 (134-rush, 62-rec, 104-kor) @ New Orleans 12/21/75.

Avg. Per Carry: 10.2 (18-183) vs New Orleans 9/14/80.

Long Run: 76 @ Denver 10/16/78.

Long Pass: 541 (to Brian Baschnagel) @ Minnesota 10/21/79.

Long Catch: 75t (from Bob Avellini) @ Detroit 11/24/77.

Long Punt: 39 vs Miami 11/2/75.

Long Kickoff Return: 70 @ New Orleans 12/21/75.

Most TDs Rush: 3, six times, last vs Green Bay 12/7/80.

Most TDs Rec: 1, five times, last vs Washington 10/9/80.

Most TDs Pass: 1 @ Minnesota 10/21/79 to

Brian Baschnagel, 54.

Most Catches: 7 vs Detroit 10/29/78.

Most Yards Rec.: 119 vs Detroit 10/29/78.

Most KORs: 3 (57) @ Dallas 12/26/77.

Most Yards KORs: 104 (2) @ New Orleans 12/21/75.

PAYTON'S 10 LONGEST

- 1) 76 Yards 10/16/78 @ Denver
- 2) 73 Yards 9/18/77 vs. Lions
- 3) 69-Yard TD 9/14/80 vs. Saints
- 4) 61 Yards 9/14/80 vs. Saints
- 5) 60 Yards 10/17/76 @ Los Angeles
- 6) 58 Yards 10/30/77 @ Green Bay
- 7) 58 Yards 11/20/77 vs. Vikings
- 8) 54 Yards 12/21/75 @ New Orleans
- 9) 51 Yards 10/10/77 vs. Rams
- 10) 50-Yard TD 11/19/80 vs. Redskins

PAYTON'S GAME BALLS

- 1) 12/20/80 14-13 Tampa Bay
- 2) 12/7/80 61-7 Green Bay
- 3) 9/14/80 22-3 New Orleans
- 4) 10/7/79 7-0 Buffalo
- 5) 9/9/79 26-7 Minnesota
- 6) 9/3/78 17-10 St. Louis
- 7) 12/11/77 21-10 Green Bay
- 8) 11/20/77 10-7 Minnesota
- 9) 11/13/77 28-27 Kansas City
- 10) 10/30/77 26-0 Green Bay
- 11) 10/10/77 24-23 Los Angeles
- 12) 11/14/76 24-13 Green Bay
- 13) 9/19/76 19-12 San Francisco
- 14) 12/21/75 42-17 New Orleans
- 15) 9/28/75 15-13 Philadelphia

TOP AVERAGE PER CARRY

- 1) 10.16 (18-183) vs. New Orleans 12/14/80
- 2) 8.91 (23-205) @ Green Bay 10/30/77
- 3) 7.91 (23-182) vs. Minnesota 9/9/79
- 4) 7.42 (19-141) @ Minnesota 10/10/76
- 5) 7.36 (19-140) vs. New Orleans 10/2/76
- 6) 7.13 (22-157) @ Denver 10/16/78
- 7) 7.04 (23-162) @ San Francisco 10/28/79
- 8) 6.95 (23-160) vs. Detroit 9/18/77
- 9) 6.87 (40-275) vs. Minnesota 11/20/77
- 10) 6.85 (20-137) @ Detroit 11/24/77

... AND THE OTHERS

- 1) 0 (8 carries) vs. Baltimore 9/21/75
- 2) 0 (10) @ Detroit 10/12/75
- 3) 2 (4) @ Los Angeles 11/23/75
- 4) 24 (9) '78 Pro Bowl 1/29/79
- 5) 26 (7) vs. Miami 11/2/75
- 6) 30 (11) @ Cleveland 11/3/80
- 7) 33 (8) '79 Pro Bowl 1/27/80
- 8) 34 (20) vs. Atlanta 11/19/78
- 9) 34 (15) @ Tampa Bay 10/22/78
- 10) 36 (11) @ St. Louis 9/25/77

NFL'S ALL-TIME TOP 20 COMBINED YARDAGE LEADERS

Combined Yards		Combined Yards	
1) Jim Brown	15,459	11) Hugh McElhenny	11,375
2) O.J. Simpson	14,368	12) *Franco Harris	11,087
3) Bobby Mitchell	14,078	13) Lance Alworth	10,920
4) Ollie Matson	12,884	14) Charley Taylor	10,803
5) Tim Brown	12,684	15) *Walter Payton	10,716
6) Lenny Moore	12,451	16) Jim Taylor	10,539
7) Don Maynard	12,379	17) Joe Perry	10,456
8) Leroy Kelly	12,330	18) Carl Garrett	10,319
9) Floyd Little	12,173	19) Jon Arnett	10,214
10) Abner Hayes	12,065	20) Tommy McDonald	9,896

* indicates still active

Payton Rushing vs NFL

Opponents	Gms.	Att.	Yds.	Avg.	TDs
Atlanta Falcons	4	79	229	2.9	2
Baltimore Colts	1	8	0	0.0	0
Buffalo Bills	1	39	155	4.0	1
Cincinnati Bengals	1	18	78	4.3	0
Cleveland Browns	1	11	30	2.7	0
Dallas Cowboys	2	39	175	4.5	1
Denver Broncos	2	36	206	5.7	1
Detroit Lions	12	247	1029	4.2	8
Green Bay Packers	12	277	1290	4.7	11
Houston Oilers	2	36	139	3.9	0
Kansas City Chiefs	1	33	192	5.8	3
Los Angeles Rams	4	73	314	4.3	2
Miami Dolphins	2	22	69	3.1	1
Minnesota Vikings	12	258	1329	5.2	11
New England Patriots	1	15	42	2.8	0
New Orleans Saints	3	62	457	7.4	4
New York Giants	1	15	47	3.1	0
New York Jets	1	20	53	2.7	0
Oakland Raiders	2	63	220	3.5	3
Philadelphia Eagles	2	38	174	4.6	0
Pittsburgh Steelers	1	12	60	5.0	0
St. Louis Cardinals	4	87	352	4.0	5
San Diego Chargers	1	17	50	2.9	0
San Francisco 49ers	4	95	477	5.0	5
Seattle Seahawks	2	45	292	6.5	1
Tampa Bay Buccaneers	7	169	626	3.7	3
Washington Redskins	3	51	301	5.9	3
Totals	89	1865	8386	4.5	65



15 QB
1977, T-Browns
6-3, 209

MIKE PHIPPS
Purdue
Born 11/19/47, Shelbyville, IN

PROFESSIONAL: Started first 6 games of '80 before yielding to Vince Evans . . . owns 14-6 record as starter since joining Club from Cleveland for '77 for 4th, 1st draft picks . . . Bears 9-1 in his starts during '79 playoff season . . . took team from 3-5 to 10-6 wildcard berth that year . . . threw nine TD passes in last eight '79 games . . . 69.7 pass rating was highest of career . . . voted game ball 10/28/79 for tossing 48-yard TD pass to James Scott with 89 seconds left to beat 49ers 28-27 . . . was first QB to win game ball in at least 5 seasons . . . suffered broken nose at Detroit 11/22/79 (Bubba Baker) . . . one of 10 NFL starters to throw more TDs than interceptions in '79 . . . started Cleveland opener vs Jets in '76 but suffered shoulder (right) separation late in third quarter to end playing time . . .

entered '76 off his best pro season . . . broke Browns' nine-game losing string in '75 hitting 23 of 36 attempts for 298 yards and 2 TDs against Bengals . . . had been plagued by a string of early fall injuries at Cleveland . . . started pro career as third player selected in the 1970 draft with the Browns trading WR Paul Warfield to Miami to obtain pick . . . was back-up to Bill Nelson for first 2 seasons before taking number one job in 1972 . . . up until the injury, had started all but six games.

COLLEGIATE: Purdue's quarterback for 27 games during which time the Boilermakers lost only five . . . finished second in '69 Heisman Trophy voting . . . set 24 Purdue and Big Ten records . . . Boilermakers MVP and captain as senior . . . was first QB to engineer three Notre Dame defeats . . . all-America pick . . . 5,883 yards offense.

PERSONAL: Given name Michael Elston Phipps (pron: tips) . . . married (Carole), two sons, one daughter . . . resides in Boca West, FL during off-season . . . avid bass fisherman and outdoorsman . . . attended Columbus (IN) High . . . has BS in industrial economics.

Phipps' Pro Stats

Passing	Att.	Com.	Yds.	Pct.	TD	Int.	Rating	Rush	Yds.	Avg.	TD	Gms.
1980 Bears	122	61	630	50.0	2	9	39.8	15	38	2.5	2	7
1979 Bears	255	134	1535	52.5	9	8	69.7	27	51	1.9	0	12
1978 Bears	83	44	465	53.0	2	10	38.0	13	34	2.6	0	6
1977 Bears	5	3	5	60.0	0	0	64.6	0	0	0.0	0	3
1976 Browns	37	20	146	54.1	3	0	90.6	4	26	6.5	0	2
1975 Browns	313	162	1749	51.8	4	19	47.5	18	70	3.9	0	14
1974 Browns	256	117	1384	45.7	9	17	46.9	39	279	7.2	1	14
1973 Browns	299	148	1719	49.5	9	20	49.4	60	395	6.6	5	14
1972 Browns	305	144	1994	47.2	13	16	61.3	60	256	4.3	5	14
1971 Browns	47	13	179	27.7	1	4	14.6	6	35	5.8	0	14
1970 Browns	60	29	529	48.3	1	5	50.2	11	94	8.5	0	14
Career	1782	875	10335	49.1	53	108	51.8	253	1278	5.1	11	114
Bear Playoffs	30	13	142	43.3	0	2	30.0	1	3	3.0	0	1

Bear Stat Highs:

Long Pass: 68t vs Rams 11/11/79 to Rickey Watts.

Top Percentage: 66.7, (12 of 18) vs Jets 11/18/79.

Most Completions: 18, (of 33) vs Cardinals 12/16/79.

Most Attempts: 33, (c18) vs Cardinals 12/16/79.

Most Yards: 239, (16-33) vs Rams 11/11/79.

Most TD Passes: 2, three times in 1979.

Most Interceptions: 4, @ Minnesota (19-12) 10/12/80.

Consecutive Passes w/o Interception: 103, 10/28/79-11/22/79

Most TDs by Rush: 2, vs Bucs 10/6/80.

46

1975, D-12

5-11, 202

S-KR

DOUG PLANK


Ohio State

Born 3/4/53, Greensburg, PA

PROFESSIONAL: Hoping sun will come out for him in '81 after traveling under a cloud last year . . . began season with 10-day camp walk-out, injured knee midway through year & missed Cleveland defeat, was fined \$750 by Commissioner . . . led team in fumble recoveries with 3 . . . tied for team lead in causing fumbles 2 . . . had forced 28 turnovers in pro career . . . 12th round pick who became instant regular at FS starting first preseason game . . . has made over 100 tackles 3 times in 6 seasons . . . got game ball for interception at San Francisco with 41 seconds left to save 28-27 game 10/28/79 that started Bear playoff surge . . . also won game balls from '77 wins over LA, Tampa . . .

has started 83 of 90 pro games . . . went three seasons without penalty until December '79 . . . voted '77 Chicago Red Cloud Grid Award . . . made first pro interception off Roman Gabriel.

COLLEGIATE: Three-time Ohio State letterman but only five starts . . . Bucks 29-4-1 during his varsity days . . . had three interceptions as senior . . . Buckeye tackle stats show 57 total tackles, 37 solos . . . played in three Rose Bowl games . . . sent Bucks to '74 Rose Bowl with game saving tackle on one-foot line against Michigan (14-11).



PERSONAL: Given name Douglas Walter Plank . . . married (Nancy), one daughter . . . resides in suburban Buffalo Grove . . . Plank did the Bears/NFL United Way TV commercial in '79 . . . popular banquet speaker . . . all-state running back at Irwin (PA) Norwin High . . . captained football, basketball, baseball teams there . . . played all backfield positions . . . conducted ski tour to Austria during offseason . . . enjoys fishing . . . started home reconstruction business . . . active in civic affairs, Fellowship of Christian Athletes . . . has BA in sociology (criminology).

Plank's Pro Stats

Interceptions	No.	Yds.	Tkls/Solo	Fum. Rec.	Pass Def.	Force Fum.	Blk. Kick	Tkls Loss	Sack -Yds.	Gms.
1980	1	20	81/53	3	0	2	0	1/1	0/0	15
1979	3	33	108/72	1	7	4	0	1/1	0/0	16
1978	1	0	70/52	3	4	5	0	0/0	0/0	14
1977	4	32	71/43	0	4	0	0	2/2	1/14	11
1976	4	31	132/90	4	12	4	0	1/1	0/0	14
1975	2	50	123/74	0	8	1	0	3/4	1/10	14
Career	12	166	585/384	11	35	16	0	8/9	2/24	84
Playoff	0	0	10/6	0	2	0	0	0/0	0/0	2

Punt Returns: 1975: 3 for 23 yards; 1977: 1 for 21 yards; 1980: 1 for 0.

Most Interceptions: vs Rams 10/10/77, 2 (20).

Long Int: vs Eagles 9/28/75, 29 off Roman Gabriel.

Long Punt Return: vs Vikings 11/20/77, 21.

Most Solo Tackles: 10 twice, last 11/18/79 vs

Jets.

Most Total Tackles: 14 twice, last 10/14/79 vs Patriots.

Most Pass Deflections: 2 seven times, last 12/2/79 @ Tampa Bay.



76

1975, T-Jets
6-4, 250

DT

RON RYDALCH

Utah

Born 1/1/52, Tooele, UT

PROFESSIONAL: Seen action in 32 consecutive games since undergoing left knee surgery in Jan. '79 . . . paced DLs through Armstrong 880 in 2:33.9 to start '80 camp . . . voted game ball after forcing fumble for safety on second half kickoff vs Vikings 9/9/79 . . . last start was 10/1/78 vs Oakland . . . injuries snapped consecutive RT start string at 19 in '78 . . . led 1977 playoff Bears in sacks with 9½ . . . signed with Bears 11/25/75 after WFL folded . . . Bears acquired rights from Jets with RB Mike Adamle & draft choice for RB Carl Garrett 9/9/75 . . . played with Shreveport Steamer instead of reporting to Jets as 8th round pick in '74.

COLLEGIATE: Three-year starter at Utah . . . '73 co-captain, all-Western Athletic Conference pick . . . '73 WAC's Outstanding Lineman . . . played in Blue-Gray game.

PERSONAL: Given name Ronnie James Rydalch (pron: rye-dolch) . . . nickname Griz . . . resides in Tooele (pron: twill-uh) during offseason . . . competed in Ford PP&K program . . . great strength: bench 400, power 300, squat 525 . . . hobbies include hunting, snowmobiling . . . attended Tooele High participating in football, basketball, track (shot) . . . had 3.7 (of 4) GPA . . . has BS in business management.

Rydalch's Pro Stats

	Tkls/Solo	Fum. Rec.	Pass Def.	Force Fum.	Blk. Kick	Tkls Loss	Sacks -Yds.	Gms.
1980	10/8	0	0	0	0	0/0	0/0	16
1979	14/9	0	0	1	0	1/5	0/0	16
1978	25/16	0	1	1	0	3/5	2/20	11
1977	77/54	1	1	1	0	2/4	9½/81	14
1976	70/53	1	0	1	0	3/6	7/51	13
1975	13/10	0	0	0	0	0/0	0/0	3
Career	209/150	2	2	4	0	9/20	18½/152	73
Playoff	8/4	0	0	1	0	0/0	0/0	2

Most Sacks: 2, five times, last at Detroit 9/17/78.

Most Total Tackles: vs Broncos 12/21/76, 11.

Most Solos: 8, twice last at Giants 12/18/77.



44
1976, W-Saints
6-0, 177

CB

TERRY SCHMIDT
Ball State
Born 5/28/52, Columbus, IN

PROFESSIONAL: Leads Bear DBs in consecutive starts with 48 ... has been Bear regular since opening day '78 ... caused 2 game saving fumbles in '80 season ender at Tampa ... led team in passes broken up with 20—10 more than anyone else ... also led team with 18 2 years ago ... has 9 interceptions since joining club on waivers from Saints 9/7/76 ... had 6 in '79 to share team lead ... got game ball for 12/2/79 2-theft performance at Tampa Bay (14-0) ... has ball trophy from 9/3/78 (17-10) victory over St. Louis ... got starting chance through injury to Pro Bowler Allan Ellis 5 days before '78 opener ... only other Bear start was in '77 as FS ... 1974 all-rookie with Saints after making 4 interceptions in first 5 games ... was New Orleans fifth round '74 draft pick.

COLLEGIATE: First Ball Stater to play in East-West Shrine game ... Cardinals MVP as senior ... Kodak, Football News All-America pick ... had 13 interceptions in 3 varsity seasons at BSU ... academic all-America pick ... member of collegiate student senate ... was enrolled in science honors program ... played in Coaches' All-America.

PERSONAL: Given name Terry Richard Schmidt ... married (Debbie Ann), 2 children ... resides during off-season in Lake Forest ... participated in Ford's PP&K program ... attended Columbus (IN) High earning all-state football honors twice also excelling in track and basketball ... has entered Loyola dental school ... has BS in chemistry-biology.

Schmidt's Pro Stats

Interceptions	No.	Yds.	TD	Tkls/Solo	Fum. Rec.	Pass Def.	Force Fum.	Blk. Kick	Tkls Loss	Sacks -Yds.	Gms.
1980 Bears	1	0	0	56/47	1	20	2	0	1/2	0/0	16
1979 Bears	6	44	1	44/32	0	18	1	0	0/0	0/0	16
1978 Bears	2	23	0	51/44	1	9	1	0	1/2	0/0	16
1977 Bears	0	0	0	10/5	0	1	0	0	0/0	0/0	10
1976 Bears	0	0	0	0/0	0	0	0	0	0/0	0/0	9
1975 Saints	1	37	0	27/0	3	11	—	—	—/—	—/—	13
1974 Saints	4	27	1	—/—	1	—	—	0	—/—	—/—	9
Career	14	131	2	188/138	6	59	4	0	2/4	0/0	89
Playoff	0	0	0	2/2	0	0	0	0	0/0	0/0	2


Punt Returns: 1975, 11 for 76. Kickoff Returns:
 1974, 1 for 23; 1975, 2 for 54.

Most Interceptions: 2, at TB 12/2/79 (2-16).
 Long Return: 37, 1975.

Most Tackles: 10, vs Redskins 11/9/80.

Most Pass Deflected: 4 at San Francisco
 10/28/79.

at Atlanta 11/23/80



72
1978, D-3
6-3, 247

DT

BRAD SHEARER
Texas
Born 8/10/55, Houston, TX

PROFESSIONAL: Spent final 3 '80 games on injured reserve list after undergoing left knee cartilage surgery 12/9 ... 1979 on injured reserve list after undergoing arthroscopic left knee cartilage surgery (8/13) in Salt Lake City ... started twice as rookie ... played in first 15 before missing finale at Wash ... both starts were vs Packers ... got sack in second start on David Whitehurst ... Bears top pick in '78 draft.

COLLEGIATE: Winner of 1977 Outland Trophy as college football's top lineman ... consensus all-America ... Texas captain as Longhorns put together 11-0 regular season record ... made 109 tackles senior year ... represented Texas and Southwest Conference on '76 NCAA press tour ... led Texas in tackles behind line, sacks (7), and forced fumbles (4) ... selected for Hula Bowl but didn't play ... all-SWC as sophomore LT ... had cartilage removed from right knee after junior season ... became starter halfway through frosh season.

PERSONAL: Given name Sterling Bradford Shearer . . . married (Nancy) . . . resides in Austin completing degree requirements and selling real estate during offseason . . . donates time to fund raising for drug abuse center . . . all-Texas prepster at Austin (TX) Westlake High . . . enjoys woodworking . . . majoring in finance.

Shearer's Pro Stats

	Tkls/Solo	Fum. Rec.	Pass Def.	Force Fum.	Blk. Kick	Tkls Loss	Sacks -Yds.	Gms.
1980	15/12	0	0	0	0	0/0	0/0	13
1979								
1978	33/22	0	2	0	0	2/4	1/12	15
Career	48/34	0	2	0	0	2/4	1/12	28

30

RB

JOHN SKIBINSKI

1978, D-6a

Purdue

6-0, 222

Born 4/27/55, Chicago, IL

PROFESSIONAL: Bounced back from right knee ligament surgery & 15 weeks on 1979 injured reserve list to play 16 games last season . . . saw scrimmage action in 5 . . . led NFC in rushing '79 preseason with 48 carries, 184 yards, 2 TDs to earn starting spot in '79 opener but suffered knee injury in first quarter against Packers . . . outstanding special teamer as rookie with fumble recovery on punt team at Detroit that lead to Bear victory . . . won Bears Piccolo Award as rookie . . . second Chicago pick in '78 draft.

COLLEGIATE: Three-year letterman, two-year starter for Boilermakers . . . redshirted in 1974 season . . . won Jack Mollenkopf Award by Purdue Chicago

Club for dedication, loyalty . . . good blocker, power runner, receiver . . . top rushing effort was for 133 versus Wisconsin as junior . . . no minus yardage that season . . . career stats show 339-1605-4.7-8TDs . . . receiving 46-341 . . . played in East-West, Hula, Japan Bowls.

PERSONAL: Given name John Joseph Skibinski (pron: skah-been-ski) . . . nickname Skibo . . . son of former Green Bay, Cleveland guard Joe Skibinski . . . uncle Dick played for Washington . . . all-Illinois pick after rushing for 1,200 yards as senior at LaSalle-Peru Township High . . . national honor society . . . earned 4 letters each in football, track, wrestling, won sectional, district mat titles 183-pound class in '73 . . . spent offseason substitute teaching in Vernon Hills, IL . . . charitable activities include chairmanship Easter Seal drive, honorary chairmanship Special Olympics . . . soap opera fan . . . plays harmonica . . . has BS in education.

Skibinski's Pro Stats

Rushing	No.	Yds.	Avg.	TD	Receiving	Yds.	Avg.	TD	Gms.
1980	13	54	4.2	0	5	18	3.6	0	16
1979	3	10	3.3	0	1	4	4.0	0	1
1978	0	0	0.0	0	0	0	0.0	0	16
Career	16	64	4.0	0	6	22	3.7	0	33

Kickoff Returns: 1978, 3 for 36 yards.

Most Rush: 5 at Green Bay 9/7/80 (5-17).
vs Packers 12/7/80 (5-20).

Most Rushing Yards: 20 vs Packers 12/7/80 (5-20).

Most Rec: 3 vs Vikings 9/21/80 (3-7).

"BEAR DOWN CHICAGO BEARS"

The lyrics to "Bear Down Chicago Bears", the Club's fight song since 1941 are:

"Bear Down, Chicago Bears, Make every play clear the way to victory: Bear Down, Chicago Bears, Put up a fight with a might so fearlessly. We'll never forget the way you thrilled the nation with your T-formation. Bear Down, Chicago Bears, and let them know why you're wearing the crown. You're the pride and joy of Illinois, Chicago Bears, Bear Down."



69
1975, D-5
6-2, 260

G

REVIE SOREY
Illinois
Born 9/10/53, Brooklyn, NY


PROFESSIONAL: Has never missed a game since joining club as 4th round pick in '75 . . . has started 62 consecutive games—third among offensive starters behind Payton 79, Lick 70 . . . second team all-NFC by UPI after 1978, '79 seasons . . . all-NFC UPI in '77 . . . got game ball from Bears '77 Thanksgiving Day victory at Detroit . . . devastating pulling guard . . . has run :04.9.

COLLEGIATE: Two-year regular lineman at Illinois . . . played tight end as frosh . . . Illini offensive captain in '74 . . . played frosh basketball . . . selected to play in Senior Bowl, Blue-Gray, American Bowl games . . . all-Big Ten pick.

PERSONAL: Given name Revie Cee Soresy, Jr. (pron: ree-vee soar-ee) . . . college nickname Rock Hollywood . . . resident of Chicago . . . grew up in NY's Bedford-Stuyvesant district . . . quietly sent 25 "special" children to each of five different games in '79 at his expense . . . charitable interests include Children's Home & Aid Society, Children's Rehab Institute, Children's Memorial Hospital, Carmelite Home for Abused and Abandoned Children, Special Olympics, Better Boys Foundation, United Way, United Cerebral Palsy, Boy Scouts, United Charities, VA Hospitals, Red Cloud, Chicago Heart Association, Chicago Boys Clubs, Crusade of Mercy . . . also made visits to ghetto schools on day off . . . Illinois Special Olympics 1977 Man of the Year . . . hobbies include music, chess, CB radio . . . earned five letters at Brooklyn Boys High in football (3), basketball (1), track (1) . . . was Eagle Scout . . . member of Fellowship of Christian Athletes . . . all New-York . . . was youth corps leader, life scout . . . honorary director Les Turner ALS Foundation . . . majored in sociology.

Sorey's Pro Stats

Total games 90: Bears 1975 (14), Bears 1976 (14), Bears 1977 (14), Bears 1978 (16), Bears 1979 (16), Bears 1980 (16). Playoffs (2).



26
1980, D-2
5-11, 212

RB-KR

MATT SUHEY
Penn State
Born 7/7/58, Bellefonte, PA

PROFESSIONAL: Saw action in all 16 games last season . . . drew starting FB assignment 9/21 vs Vikings . . . accounted for 180 combined yards @ Pittsburgh—130 of it by kickoff returns . . . 7th running back, 46th player taken in '80 draft . . . finished 3rd in special teams tackles with 9.

COLLEGIATE: Four-year starter . . . State's second leading career rusher with 2,818 yards, 26 TDs behind Lydell Mitchell, ahead of John Cappelletti, Lenny Moore, Charlie Pittman, Franco Harris . . . third in total offense (3,146 yds.) fourth in TDs (29) . . . school record for rushing attempts career (633) . . . named to UPI's all-East squad . . . honorable mention all-America . . . played in

Hula Bowl . . . special teamer . . . named to "all-America Blocker team" . . . had 12.0 punt return, 16.8 KOR averages . . . 39 receptions (2 TD), 328 yards.

PERSONAL: Given name Matthew Jerome Suhey . . . maternal grandfather Bob Higgins was a Penn State all-America in 1919, played end for Canton Bulldogs against George Halas and Chicago Staleys in 1921 (Staleys 10-0), and coached the Lions from 1930-48 . . . father (Steve) was an all-America guard for State in '47 and played with Jim Finks and Pittsburgh Steelers 1949 . . . brothers Larry (RB) and Paul (LB) also played for PSU . . . Paul was '78 captain . . . three-year all-State at State College High . . . football captain, lettered in track and wrestling . . . resides in Chicago . . . B.S. in Marketing.

Suhey's Pro Stats

Rushing	No.	Yds.	Avg.	TD	Receiving	Yds.	Avg.	TD	Gms.
1980	22	45	2.0	0	7	60	8.6	0	16
Kickoff Returns	No.	Yds.	Avg.	TD	Punt Returns	Yds.	Avg.	TD	
1980	19	406	21.4	0	1	4	4.0	0	

Most Rushes: 7 @ Pitt 9/28/80 (7-14).
 Most Yards Rush: 14 @ Pitt 9/28/80 (7-14)
 Long Rush: 10, @ Tampa 12/20/80.
 Most. Rec: 3 @ Pitt 9/28/80 (3-36).
 Most Yards Rec: 36 @ Pitt 9/28/80 (3-36).

Long Catch: 21 @ Pitt 9/28/80.
 Most KORs: 6 vs Vikings 9/21/80 (6-115).
 @ Pittsburgh 9/28/80 (6-130).
 Most Yards KOR: 130 @ Pitt 9/28/80 (6-130).
 Long KOR: 31 vs Bengals 12/14/80 (1-31).



53
1980, D-5
6-4, 241

C-G

PAUL TABOR
Oklahoma

Born 11/30/56, Little Rock, AR

PROFESSIONAL: Named snapper on PFW all-rookie team . . . scrimmage action limited to brief appearances in 2 games . . . did no long snapping in college . . . got first exposure to long snap at Bear rookie camp drawing 'where have you been all my life' comment from Bob Thomas . . . made every snap during rookie season.

COLLEGIATE: All-Big Eight and honorable mention all-American . . . played in East-West, Senior Bowl as guard . . . center as soph, guard as junior, center as senior . . . '79 co-captain . . . pivot of Big Eight's leading rushing team . . . Sooners led nation in '78 . . . non-injury redshirt in '76.

PERSONAL: Given name Paul Carrol Tabor (pron: tay-bur) . . . married (Lee) during offseason . . . is twin brother of Giants' starting DT Phil . . . resides in Houston during offseason working for Tenaco Oil Company . . . hobbies include antique furniture refinishing . . . member FCA . . . prepped at Houston Spring Branch High . . . has BS in petroleum land management.

Tabor's Pro Stats

Total Games 16 all Chicago, 1980 (16).



16
1975, W-Rams
5-10, 175

K

BOB THOMAS
Notre Dame

Born 8/7/52, Rochester, NY

PROFESSIONAL: Most accurate field goal kicker in Bear history having converted 85 of 142 in 6 seasons for 59.85% (Mac Percival was .544, 1967-73) . . . owns three additional Bear records—long FG, 55 yards; top one-year percentage .772, 17 of 22 in '78; and consecutive FGs without a miss, 10 (Percival tie) . . . 48-yard FG vs Packers in '75 is longest by Bear in Soldier Field . . . 3rd leading scorer in Bear history with 422 points (George Blanda 541, Percival 456) . . . needs 15 FGs to break Percival's club record of 99 made . . . needs four to take second spot from Blanda (88 made) . . . 72.2% accuracy last season is second best ever by a Bear behind his 77.2% in 1978 . . . his kicks have been the

winning margin in 14 games . . . has not missed a FG since 11/3/80 at Cleveland (35 yards) . . . got game ball 11/11/79 from (27-24) win over LA for 38, 35-yard FGs . . . converted first 15 successive kicks in '78 before missing PAT vs Raiders . . . was devastating in that season's first 10 weeks connecting on 15 of 16 FGAs—the miss coming after a bad snap . . . won PFW Golden Toe Award for 9/10/78 3 FGs to beat SF . . . UPI honorable mention all-NFL '78 . . . led Bear scoring '80, '78 & '75 . . . booted one of the most important FGs (28 yards) in Club history with 9 seconds left in OT at NY to put Bears in '77 playoffs . . . accuracy on kickoff placement key to Bears defense against KO returns . . . awarded to Bears via waivers from Los Angeles 2/6/75 after failing to make '74 Rams on last cut . . . 15th round LA draft choice in '74 . . . rightfooted, soccer style kicker . . . increased leg strength from 165 to 400 pounds since joining Bears.

COLLEGIATE: Academic all-America at Notre Dame . . . set Irish records for consecutive PATs (62), field goals (9 of 18), and kicking points (70) in 1973 . . . scored NDs last three points against Alabama in '73 Sugar Bowl giving Irish national championship 24-23 . . . scored 161 career points on 98 of 101 PATs, 21-35 FGs.

PERSONAL: Given name Robert Randall Thomas . . . married (Margaret Mary) . . . learning commodities exchange . . . attends Loyola law school . . . member championship football, soccer teams (center forward) at Rochester McQuaid Jesuit High . . . captained soccer team . . . all-league both sports . . . had 47-yard FG in high school . . . soap opera fan . . . has BA in government.

Thomas' Pro Stats

	Gms.	Pts.	FGs	Avg.	Pct.	1-19	20-29	30-39	40-49	50+	LG	PATs	XPB
			.598		Dist.	1.000	.736	.711	.435	.090		.907	
1980	16	74	13-18	31.5	.722	1-1	5-5	4-8	3-4	0-0	44	35-37	2
a 1979	16	82	16-27	31.6	.592	1-1	4-7	9-11	2-7	0-1	44	34-37	3
b 1978	16	77	17-22	31.6	.772	0-0	7-7	9-11	1-4	0-0	44	26-28	1
1977	14	69	14-27	32.4	.518	0-0	6-9	6-10	2-6	0-2	47	27-30	3
1976	14	63	12-25	36.7	.480	0-0	3-3	4-6	5-11	0-5	47	27-30	1
c 1975	14	57	13-23	36.9	.565	0-0	3-7	5-6	4-7	1-3	55	18-22	2
Career	90	422	85-142	33.2	.598	2-2	28-38	37-52	17-39	1-11	55	167-184	12
Playoffs	2	6	1-2	30.0	.500	0-0	0-0	1-1	0-0	0-1	30	3-3	0

a—blocked FG 44.

b—blocked FGs 39, 39.

c—blocked FGs 43, 20, 27, 27.

Longest Field Goal: 55, at Los Angeles 11/23/75 (club record).

Most Points: 15, vs Redskins 10/3/76.


Most Field Goals: 4 (of 4) vs Redskins 10/3/76.

Most FG Attempts: 5 (made 3), at Green Bay 12/9/79.

Consecutive PAT String: 22, 9/16/79-11/18/79.

Consecutive FG String: 10, 12/18/77-10/1/78 (ties club record).

Most PAT Attempts: 9 (made 7), vs Green Bay 12/7/80 (club record).



23

1977, FA

5-11, 190

S-KR

LENNY WALTERSCHEID

Southern Utah State

Born 9/13/54, Gainesville, TX

PROFESSIONAL: Led '80 Bears with 4 interceptions . . . has made 6 career starts @ free safety, 1 @ strong . . . had start at each last year responding with 12 tackles & an interception as FS @ Cleveland, 8 tackles & fumble recovery that set up TD as SS @ Tampa Bay . . . got game ball from 61-7 win over Packers 12/7/80 for 36-yd interception return for TD . . . missed Pittsburgh defeat with knee strain . . . in 2 1979 starts made 19 tackles, caused fumble, broke up 1 pass . . . had key interception at Buffalo 10/7/79 . . . owns 5 sacks off safety blitz . . . notched first career interception off Steve Bartkowski 11/19/78 preserving 13-7 Bear win to snap 8-game losing streak . . . was seventh among

NFC KOR men in '79 with 22.5 average . . . had 30.5 average in '78 on 11 returns but needed 16 to qualify for title . . . set up TD in 9/25/78 loss to Vikings with blocked punt . . . after being passed over in collegiate draft, went to free agent camp and was recommended to Bears by Sid Gillman . . . signed twice by Bears as free agent: 5/10/77, waived 8/31/77, signed 9/13/77.

COLLEGIATE: Two-time MVP at Southern Utah State as cornerback-wide receiver . . . earned 4 football, 2 track letters there . . . 1976 Rocky Mountain Conference MVP . . . set SUS record for punt return average (12.7) . . . caught 44 passes for 747 yards, 7 TDs . . . one collegiate interception . . . had 36.5 punting average.

PERSONAL: Given name Leonard Raymond Walterscheid (pron: walter-SHY-ed) . . . married (Korine), one son . . . prepped at Grand County High in Moab, UT . . . resides in suburban Vernon Hills during off-season . . . lost parts of fingers on left hand working as oil well roughneck in '75 . . . father is oilfield trucker . . . member National Ski Patrol . . . has worked as fire fighter for U.S. Forest Service . . . participated in Ford PP&K competition . . . has B.S. in physical education.

Walterscheid's Pro Stats

Interceptions	No.	Yds.	Avg.	TD	Tkls/Solo	Fum. Rec.	Pass Def.	Force Fum.	Blk. Kick	Tkls Loss	Sack -Yds.
1980	4	84	21.0	1	71/53	1	1	2	0	1/3	1/15
1979	1	15	15.0	0	57/44	1	3	2	0	1/1	4/28
1978	1	0	0.0	0	39/31	1	2	1	1	1/2	0/0
1977	0	0	0.0	0	23/16	0	0	0	0	0/0	0/0
Career	6	99	16.5	1	190/144	3	6	5	1	3/6	5/43
Playoff	0	0	0.0	0	8/5	0	0	0	0	0/0	0/0

Kickoff Returns	No.	Yds.	Avg.	TD	Punt Returns	Yds.	Avg.	TD	Gms.
1980	1	12	12.0	0	33	239	7.2	0	15
1979	19	427	22.5	0	14	96	6.9	0	16
1978	11	335	30.5	0	3	24	8.0	0	14
1977	3	59	19.7	0	6	59	9.8	0	14
Career	34	833	24.5	0	56	418	7.5	0	59
Playoff	7	164	23.4	0	0	0	0.0	0	2

Long Punt Return: 25 at Detroit 11/27/80 (2-25).

Most Punt Returns: 5 vs Packers 9/2/79 (5-34).

Long KOR: 81 vs Raiders 10/1/78 (2-114).

Most KORs: 4 twice.

Most Solos: 12 at Cleveland 11/3/80.

Most Sacks: 2 at Green Bay 12/9/79.



80

1979, D-2

6-1, 203

WR-KR

RICKEY WATTS

Tulsa

Born 5/16/57, Longview, TX

PROFESSIONAL: Owns longest TD reception at Soldier Field since Bears moved there for '71 season with 89-yard catch from Vince Evans 9/21/80 vs Vikings . . . has made 5 receptions of 48 or more yards . . . hampered much of last season with dislocated finger, ankle problems . . . ankle woes shelved Bear plan to make him return man . . . made 8 catches in last 3 games . . . started twice as flanker in '80 after 6 split end starts to finish rookie season . . . all 24 receptions as rookie in those final 6 . . . received game ball from 61-7 win over Packers 12/7/80 for catches of 52 & 53 yards . . . 147 yards on 6 catches in first start vs Rams are most by a Bear since Dick Gordon's 158 on 5 11/15/70 vs

Packers . . . excellent blocker to go with :04.6 speed . . . third Chicago pick in '79 draft behind Dan Hampton, Al Harris.

COLLEGIATE: Tulsa's leading receiver in final 2 seasons with 74 catches for 1,373 yards (18.6 average), 6 TDs . . . was tailback until late in junior season . . . led Hurricane rushers in '76 & '77 with 234 carries, 1,166 yards (5.0 average) and 14 TDs . . . four-time letterman . . . never missed a collegiate game . . . Tulsa MVP '77 & '78 . . . received Tulsa President's Award . . . also performed on Hurricane basketball, track squads.

PERSONAL: Given name Rickey Ricardo Watts (named after actor) . . . has 3 brothers, 6 sisters . . . played bass & 6-string guitar in Tulsa jazz band . . . all-sports star at Longview (TX) High . . . also sang in choir . . . member Fellowship of Christian Athletes . . . aspires to a career in record industry or radio . . . would like to earn master's degree in telecommunications . . . has BA in physical education.

Watts' Pro Stats

Receiving	No.	Yds.	Avg.	TD	Rushing	Yds.	Avg.	TD	Gms.
1980	22	444	20.2	2	1	-16	-16.0	0	15
1979	24	421	17.5	3	1	-6	-6.0	0	16
Career	46	865	18.8	5	2	-22	-11.0	0	31
Playoff	3	42	14.0	0	0	0	0.0	0	1

Kickoff Returns	No.	Yds.	Avg.	TD	Punt Returns	Yds.	Avg.	TD
1980	1	12	12.0	0	2	20	10.0	0
1979	14	289	20.6	1	0	0	0.0	0
Career	15	301	20.1	1	2	20	10.0	0
Playoff	2	31	15.5	0	0	0	0.0	0

Long Catch: 89t vs Vikes 9/21/80, Vince Evans (2-104).

Most Yards: 147 vs Rams 11/11/79 (6-147).

Most Caught: 6 twice.

Long KOR: 83t vs Cardinals 12/16/79 (1-83).

Most KORs: 3 at Minnesota 10/21/79 (3-20).

Most Yards KORs: 83 vs Cardinals 12/16/79 (1-83).

Combined Yards: 186 vs Cardinals 12/16/79 (Rec. 103, KOR 83).

100-YARD GAMES

- 1) 147 (6) vs Rams 11/11/79.
- 2) 126 (4) vs Packers 12/7/80.
- 3) 104 (2) vs Vikings 9/21/80.
- 4) 103 (6) vs Cardinals 12/16/79.

GARY FENCIK

Yale
Born 6/11/54, Chicago, IL

PROFESSIONAL: All-Pro PF/W, FB Digest ... all-NFC UPI ... voted to NFC Pro Bowl squad for first time after 1980 season as back-up to Nolan Cromwell. Randy Logan ... led Bears in tackles last season for third time in four years after finishing third behind LB Jerry Muckensturm and FS Doug Plank in '79. shared team lead with 3 fumble recoveries ... had 6 double figure tackle games last year ... missed 1980 finale at Tampa with right shoulder separation ... underwent knee (left medial ligament) and ankle (left) surgeries following all-Pro 1979 season when made career high 6 interceptions ... shared team lead that season with LCB Terry Schmidt ... enters '81 season with string of 4 consecutive 100+ tackle seasons ... owns 3 game ball trophies—vs Detroit 11/4/79, Washington 12/16/78, Tampa Bay 12/4/77 ... has played in 72 of 75 games since joining club as free agent 9/15/76 ... got starting chance as free safety because of injury to Plank and started twice there ... 56 of 58 career starts as strong safety ... made first pro interception off Joe Namath ... outstanding rookie special teamer ... was Miami's 10th round pick in '76 but training camp injury/illness forced cut ... Bear NFLPA representative.

COLLEAGUE: Wide receiver who set Yale record with 82 receptions for 1,435 yards, 7 TDs—since broken by John Spagnola ... all-Ivy League in '75 with 42 catches for 729 yards, 3 TDs ... held Yale records for game, season, career receiving ... had 99-yard TD reception in '75 game with Princeton ... caught 11 for 187 vs Harvard in '74 ... had TD in East-West game.

PERSONAL: Given name John Gary Fencik (pron: fen-sick) ... father is assistant principal of Barrington (IL) High ... resides in Chicago ... studying for master's in business during off-season ... has vacationed in Kenya ... conducted ski tour to Austria in Feb ... took seminar from Howard Cosell as collegian ... has interned as a mortgage banker ... studied piano ... captained Barrington High football, basketball teams ... spent spring '75 studying in London ... participated in Ford's PP&K program ... appeared in '81 CP Telethon ... has BA in history from Yale.

Fencik's Pro Stats

Intereptions	No.	Yds.	TD	Tkls/Solo	Rec	Fum	Pass	Def	Fum	Force	Tkls	Sack	-Yds	Gms.
1980	1	8	0	125/95	3	8			0	0	4/6	1/0	15	15
1979	6	31	0	103/73	1	9			0	0	4/16	0/0	14	14
1978	4	77	0	130/95	2	2			2	2	2/6	0/0	16	16
1977	4	33	0	133/93	0	7			1	1	6/18	0/0	14	14
1976	0	0	0	15/9	1	0			0	0	0/0	0/0	13	13
Career	15	149	0	506/365	7	34			0	0	16/46	1/0	72	72
Playoffs	0	0	0	10/9	1	0			0	0	0/0	0/0	2	2
Most Int: 2														
Long Int: 59 at Wash.														
Theismann.														

Most Solos: 12 at St. L 9/25/77
 Most Total Tackles: 17 at St. L 9/25/77
 Most Deflections: 3 at TB 12/4/77

BOB FISHER

Southern Methodist
Born 3/17/58, Los Angeles, CA

PROFESSIONAL: Started against Redskins, Bengals in 2 TE offense ... Bear "find" of 1980 draft was 10-yard out from Mike Phipps that netted a 56-yard TD against Saints ... had crucial 20-yard TD catch from Vince Evans in Thanksgiving comeback @ Detroit ... was 32nd player selected in '80 draft ... played @ 220 as collegian but reported to rookie camp at 248 ... voted 80 Piccolo Award by veteran teammates.

COLLEAGUE: Honorable mention to all-SWC team as senior ... 57 career receptions for 925 yards, 7 TDs ... led Mustangs as frosh with 23 for 369, 2 TDs ... one of 3 TEs in SMU history to surpass 100 yards receiving in 1 game.

PERSONAL: Given name Robert Lee Fisher ... received Boys Club of America (1975) National Boy of the Year.



FUTURE SUPER BOWLS

Super Bowl XVI
Super Bowl XVII

Jan. 24, 1982
Jan. 30, 1983

Silverdome, Pontiac
Rose Bowl, Pasadena

Year award from President Ford after mother's heart attack left him with financial responsibility for her, 2 brothers as senior at Pasadena Blair High . . . held down 3 jobs that summer—warehouse worker, furniture mover, tree hauler—to make house payments, keep family together . . . refused outside aid . . . high school counsel, tutor at Pasadena Boys Club . . . plays piano . . . 2-time grid captain, also owns track letter . . . hobbies include FCA, jazz . . . took 12 hours at Lake Forest College during off-season to complete BS in public relations.

Fisher's Pro Stats

Receptions	No.	Yds.	Avg.	TD	Kickoff Returns	Yds.	Avg.	TD	Gms.
1980	12	203	16.9	2	3	32	10.7	0	16

Long Rec: 56t vs Saints 9/14/80 from Mike Phipps.

Most Rec: vs Redskins 11/9/80 (2-27).
at Atlanta 11/23/80 (2-21).

Most Yds: 56 vs Saints 9/14/80 (1-56).



36
1978, FA
6-0, 185

CB

WENTFORD GAINES

Cincinnati

Born 2/4/53, Anderson, SC

PROFESSIONAL: Spent 8 games on injured reserve list last season after undergoing left wrist surgery . . . injury snapped his consecutive games streak at 32 . . . had 38-yd intercept return of Steve Pisarkiewicz pass 12/6/79 . . . nickle back . . . had key fumble recovery at Green Bay 12/9/79 that kept playoff hopes alive by leading to winning (15-14) Chicago FG . . . had arthroscopic cartilage surgery on left knee after '79 season . . . notched first theft in second Bear game 10/16/78 off Craig Morton in Denver . . . saw action with Super Bowl champ Steelers at Buffalo in '78 opener . . . was under Pittsburgh contract on injured reserve during 1976 (hamstring) and 1977 (ankle) seasons . . . waived 9/5/78 to make room for RB Alvin Maxson . . . selected in 9th round of 1976 draft by Pittsburgh . . . signed with Club as free agent 10/4/78.

COLLEGIATE: Two-year defensive regular for Bearcats ('74 & '75) after transferring from Tennessee Tech where he ran high hurdles . . . also attended Ferrum (VA) JC.

PERSONAL: Given name Wentford Elijah Gaines . . . nickname Mumbo . . . worked for US Census Bureau . . . attended Anderson Westside High . . . earned letters in football (3), basketball (2), and track (2) . . . State Champ in 180 lows :19.9 and long jump 21 . . . has BA in Community Health Services.

Gaines' Pro Stats

Interceptions	No.	Yds.	Tkls/Solo	Fum. Rec.	Pass Def.	Force Fum.	Tkls/ Loss	Sack -Yds.	Gms.
1980	0	0	7/6	0	1	0	0/0	0/0	8
1979	1	38	27/21	1	5	0	0/0	1/8	16
1978 Pitt/Bears	1	0	27/23	0	4	0	0/0	0/0	1:11
Career	2	38	61/50	1	10	0	0/0	1/8	36
Playoffs	0	0	0/0	0	0	0	0/0	0/0	1

Most Solos: 8 vs Seahawks 11/5/78.

Most Tackles: 10 vs Seahawks 11/5/78.

Most KORs: 2 four times.

Long KOR: 37 at Minnesota 11/12/78 (2-56).

Kickoff Returns

	No.	Yds.	Avg.	TD
1980-79	0	0	0.0	0
1978	10	240	24.0	0
Career	10	240	24.0	0



83

1979, FA
5-11, 180

WR-KR

KRIS HAINES

Notre Dame
Born 7/23/57, Akron, OH

PROFESSIONAL: Has played in all 18 games since joining Bears as free agent 12/5/79 . . . got starting split end assignment 9/21/80 vs Vikings but missed 2nd half of that game with leg cramps . . . responded to first Bear training camp last year with pair of TD receptions in preseason . . . made pair of catches for 49 yards in '80 finale at Tampa Bay . . . won Armstrong 880 in 2:09 to open '80 camp . . . waived by Washington 9/4/79—two days after regular season opener . . . 9th round Redskin pick.

COLLEGIATE: Won five letters at Notre Dame—3 football, 2 track (:09.7, 100) . . . holds Irish records for average yards per catch for season (1979, 21.8), career (21.4) . . . career stats show 63 catches for 1,350 yards, 7 TDs, long 57 . . . had game-winning catch versus Houston in '79 Cotton Bowl . . . best day was in '78 vs Southern Cal with 9 for 179.

PERSONAL: Given name David Kris Haines . . . has karate black belt . . . participated in PP&K as youth . . . father (Dave) was football coach at Sidney (OH) High where Kris set records for season rushing (1,407), season TDs (21), game rushing (307) and game TDs (5) . . . also lettered in basketball, track . . . was working as construction laborer in Hammond when signed by Bears . . . charity appearance include Brian Piccolo Foundation, Nellie Fox Cancer Fund, Rube Walker Leukemia Center . . . has BBA in business administration.

Haines' Pro Stats

Receptions	No.	Yds.	Avg.	TD	Kickoff		Yds.	Avg.	TD	Gms.
					Returns					
1980	4	83	20.8	0	1		0	0.0	0	16
1979 Wash/Bears	0	0	0.0	0	0		0	0.0	0	12
Career	4	83	20.8	0	1		0	0.0	0	19
Playoffs	0	0	0.0	0	0		0	0.0	0	1

Long Rec: 35 at Tampa Bay 12/20/80 (2-49) from
Vince Evans.

Most Yds: 49 at Tampa Bay 12/20/80 (2-49).



99

1979, D-1a
6-5, 255

DT-DE

DAN HAMPTON

Arkansas
Born 9/19/57, Oklahoma City, OK

PROFESSIONAL: All-NFC PFW . . . 2nd team all-NFC UPI . . . named to NFC Pro Bowl squad for first time (behind starters & Division rivals Lee Roy Selmon, Al Baker) after leading Bears in quarterback sacks with 11½ . . . set personal pro high getting to Saints' Archie Manning three times 9/14/80 . . . named PFW defensive player of week for that performance . . . shared team lead causing two enemy fumbles . . . led front four in tackles with 73 . . . has started every game of pro career—32 consecutive . . . consensus all-rookie pick at LDE in 1979 . . . made first pro sack on Bucs' Doug Williams . . . was first rookie to start on Bear defense since '75 . . . had pair of sacks on Ron Jaworski in '79 playoff

defeat . . . tied for team lead with pair of fumble recoveries as rookie . . . 4th man selected in '79 draft behind LB Tom Cousineau (Bills), DT Mike Bell (Chiefs) & QB Jack Thompson (Bengals) . . . Bears obtained that draft spot plus TE Bobby Moore from Tampa Bay for DE Wally Chambers . . . voted '79 Brian Piccolo Award by veteran teammates.

COLLEGIATE: Coaches' all-America pick after senior season with Razorbacks . . . won Houston Post SWC Defensive Player of Year Award as DT . . . four-time Arkansas letterman . . . twice all-SWC . . . had 18-sack senior season in non-passing conference . . . became starter in sophomore season . . . played in Senior, Fiesta, Orange & Cotton Bowls . . . made 32 tackles behind line in college career.

PERSONAL: Given name Daniel Oliver Hampton . . . nickname Danimal . . . married (Terry) . . . prep all-America at Jacksonville (AR) High . . . grew up on 42-acre farm near Cabot (AR)—23 miles from Little Rock . . . was "fifth grade version of Earl Campbell" until 45-foot fall from tree broke both legs, arm &

confined him to six months in wheelchair . . . took up music after accident . . . 6 favorite instruments are bass guitar, classical guitar, drums, saxophone, piano, organ . . . formed band "Sanctuary" . . . was playing in HS band (was 6-5, 235 as soph) when persuaded to try football again . . . upped weight from 240 to 260 and increased speed from :05.2 to :04.85 at Arkansas . . . described as explosive weight lifter: power clean 350, squat 550, bench 350—his quote: "strength has never been my weakness" . . . suffered broken nose in endzone celebrating Bears' overtime victory over Lions Thanksgiving Day . . . had pet pig (Mork Pork) . . . mother (Joan, father deceased) still lives on farm . . . resides in north suburban Lake Bluff . . . appeared in '81 CP telethon.

Hampton's Pro Stats

	Tkls/ Solo	Fum. Rec.	Pass Def.	Force Fum.	Tkls/ Loss	Sack- Yards	Gms.
1980	73/58	0	1	2	1/2	11½/108½	16
1979	70/48	2	3	1	8/16	4½/28	16
Career	143/106	2	4	3	9/18	16/136½	32
Playoffs	2/2	0	0	0	0/0	2/18	1

Most Sacks: 3 (34 yards) vs. New Orleans
9/14/80.



35
1975, D-17
5-11, 210

RB

ROLAND HARPER
Louisiana Tech
Born 2/28/53, Seguin, TX

PROFESSIONAL: Came back from 20 games on injured reserve list 10/6/80 to start last 12 games & finish second to Payton in rushing with 404 . . . fifth leading rusher in Club history with 2,931 . . . needs 55 in 1981 to pass Willie Galimore for 4th spot . . . stands 14th in catches (125), 20th receiving yards (995), 35th in scoring (102) . . . team's 'spiritual leader' . . . top rushing day last season was 11 for 58 @ Minn 10/12 . . . '79 shelf due to right knee problems, missed preseason plus first 4 '80 games with right hamstring problems . . . underwent two arthroscopic surgeries, one conventional 8/79, 10/79, 3/80 for repair of anterior cruciate & medial ligaments, medial cartilage of right knee . . . does 625 leg press now, 325 before injury . . . had started 47 of 50 before injury . . . voted Chicago's pro athlete of '78 . . . captained offense in 4 of first 5 seasons . . . only 5 other Bears have topped his 144 (only trip over 100) rushing yards in one game—11/26/78 vs Bucs . . . just missed 1,000-yard mark in '78 but finished sixth among NFC players with 992 . . . led '76 Bears in catches . . . missed 3 in late '77 with right knee . . . punishing runner, blocker . . . number two rusher on Club all 5 seasons . . . awarded Bear MVP honor by NEA in '78 . . . won '75 Brian Piccolo Award . . . has game balls from '75 Lion victory and '78 wins over Lions and Bucs . . . 420th (of 442 selected) player taken in the '75 draft.

COLLEGIATE: Second leading rusher in Tech history behind Charles (Quick Six) McDaniel with 1,949 yards (371 carries) . . . MVP after '74 Tech season as blocking back . . . voted most unselfish player in '73 . . . Tech 44-4 in his career, NCAA College Division Champs in '74 . . . had 5.3 rushing average . . . played in Pioneer, Grantland Rick, Camellia Bowls.

PERSONAL: Given name Roland Harper . . . nicknamed Bull . . . married (Alice, Tech majorette), twins—Roland and Noland, daughter . . . resides in Gurnee during offseason . . . learning printing business in offseason . . . daily Bible reader . . . football captain, javelin thrower (197-2) at Captain Shreve High School . . . hobbies karate, leather crafts . . . volunteered time to Better Boys Foundation, Midwest Associate for Sickle Cell Anemia . . . other interests include International Order of Foresters, Hampton Scholarship Fund, Fellowship of Christian Athletes . . . has B.A. in recreation.

Harper's Pro Stats

Rushing	Att.	Yds.	Avg.	TD	Receiving	Yds.	Avg.	TD	Gms.
1980	113	404	3.6	5	7	31	4.4	0	12
1979									
1978	240	992	4.1	6	43	340	7.9	2	16
1977	120	457	3.8	0	19	142	7.5	0	11
1976	147	625	4.3	2	29	291	10.0	1	14
1975	100	453	4.5	1	27	191	7.1	0	13
Career	720	2931	4.1	14	125	995	8.0	3	66
Playoffs	5	11	2.2	0	1	6	6.0	0	1

Kickoff Returns	No.	Yds.	Avg.	TD	Passes	Comp.	Yds.	TD	Int.
1978	0	0	0.0	0	1	0	0	0	1
1977	3	44	14.7	0	1	0	0	0	0
1976	6	119	19.8	0	0	0	0	0	0
1975	4	67	16.8	0	0	0	0	0	0
Career	13	230	17.7	0	2	0	0	0	1

Most rushes: 25 twice.

Most Yds Rushing: 144 vs Bucs 11/26/78 (25-144).

Most TDs Rush: 1, last vs Bengals 12/14/80.

Long Rush: 32 at Los Angeles 11/23/75 (18-84).

Most Caught: 8 at Los Angeles 10/17/76 (81).

Most Yds Rec: 81 at Los Angeles 10/17/76 (6).

Most TDs Rec: 1 three times, last vs Seahawks 11/5/78.

Long Catch: 39 at Seattle 12/5/76 from Bob Avellini.

Long KOR: 30 vs Broncos 12/12/76.



90
1979, D-1b
6-5, 240

DE

AL HARRIS
Arizona State
Born 12/31/56, Bangor, ME

PROFESSIONAL: Capped 1980 comeback season with game-saving block of 32-yd Garo Yepremian FG attempt @ Tampa 12/20 to preserve 14-13 win with 40 seconds left . . . got game ball . . . key player in 46 defense with ability to play DE/LB . . . led team in special teams tackles with 12 . . . spent first 8 games of rookie season on injured reserve list after undergoing left knee cartilage surgery 7/28/79 . . . suffered injury in 1-on-1 blocking drill vs Atlanta's Warren Bryant . . . activated for last 8 games, saw action in 4 . . . notched first pro sack on Lions' Jeff Komlo . . . ninth player selected in '79 draft—five picks after Bears took Dan Hampton.

COLLEGIATE: Consensus all-America pick and finalist for Lombardi & Outland Trophies after senior season with Sun Devils . . . first unanimous all-America pick in Arizona State history . . . all-WAC as junior . . . had 11 tackles in '78 Fiesta Bowl vs Penn State . . . was outstanding collegiate pass rusher with vertical jump of 33 inches . . . had 5 sacks, 5 hurries vs Cal in '78 . . . finished senior year with 19 sacks and 22 other tackles behind scrimmage.

PERSONAL: Given name Alfred Carl Harris . . . with father in Air Force, Al grew up in Maine, North Carolina, New Jersey, West Virginia, and Hawaii . . . finished senior season at Leilehua Valley High in Wahiawa, Hawaii . . . Hawaii player of year as senior . . . was basketball center; track long, triple jumper . . . blocked 11 shots in one basketball game . . . two-time two-sport captain . . . brother Tim was cager at Air Force Academy . . . cousin of Buccaneers' Rickey Bell . . . hobbies include hamburgers . . . spent offseason working on degree in mass communications.

Harris' Pro Stats

	Tkls/Solo	Fum. Rec.	Pass Def.	Force Fum.	Blk. Kick	Tkls Loss	Sack -Yds.	Gms.
1980	11/9	0	0	0	1	1/2	0/0	16
1979	1/1	0	0	0	0	0/0	1/7	4
Career	12/10	0	0	0	1	1/2	1/7	20
Playoffs	1/0	0	0	0	0	0/0	0/0	1

HOME GATE ATTENDANCE

Season	Capacity	Ticket Distribution	Actual Attendance	Ticket Average
1975	57,455	387,312	323,868	55,330
1976	57,359	401,123	351,812	57,303
1977	57,359	401,513	336,500	57,359
1978	57,359	458,872	385,976	57,359
1979	57,979	463,832	416,168	57,979
1980	64,154	513,232	464,897	64,154



COLLEGIATE: Switched from WR to DE his junior year at New Mexico and had 9 QB sacks for 55 yards in losses in his last two seasons at UNM. . . . earned WAC Defensive Player of the Week laurels when he blocked a punt that set up the tying FG, forced a fumble that set up the winning TD, and made 10 unassisted stops in New Mexico's 36-30 win over San Jose State in 1976. . . . made 78 tackles including 41 solos as a senior for

with left knee surgery. . . . seventh round Miami pick that season.
PROFESSIONAL: Valued spot, special teamer. . . . suffered right knee strain in '80 opener & missed play over New Orleans 9/14. . . . has played in 47 of 48 since joining Club 9/6/78 after last Miami cut. . . . owns 2 game balls for punt blocks that led to winning touchdowns: 12/27/79 at Tampa Bay off Tom Blanchard & 11/19/78 vs Atlanta off John James. . . . had fourth down, last possession sack on David Whitehurst to save (6-3) 1979 opening day victory over Green Bay. . . . made first pro sack on Seattle's Jim Zorn. . . . only starting assignment came at LFB 11/12/78 at Minnesota. . . . spent '77 season on Dolphin injured reserve list

BRUCE HERRON

1978, FA
6-2, 220
Born 4/14/54, Victoria, TX
New Mexico

LB

51

Most Solo Tackles: vs Broncos 12/12/76, 10.
Most Total Tackles: vs Broncos 12/12/76, 12.
Scored safely with 22-yard sack of Vikings' Fran Tarkenton 10/27/75.
Scored touchdown on 12-yard lateral run at Dallas 10/24/76.
Most Sacks: 2 twice, last vs Lions 11/4/79 (2-18).

	1980	1979	1978	1977	1976	1975	Career	Playoff
Tkls/Solo	66/54	60/40	70/44	55/34	86/56	61/36	398/264	13/10
Fum.	0	1	3	3	2	12	19	0
Def.	4	1	2	4	5	3	19	0
Pass	1	1	2	1	1	7	1	0
Force	0	1	0	0	0	1	1	0
Blk.	0	0	0	0	0	0	0	0
Kick	0	0	0	0	0	0	0	0
Loss	3/8	4/10	3/4	2/10	5/19	23/66	29/285.5	1/10
Tkls	6/61	8/74	6/57	1/0	3/32.5	5/61	29/285.5	1/10
Sack	6/61	8/74	6/57	1/0	3/32.5	5/61	29/285.5	1/10
-Yds.	6/61	8/74	6/57	1/0	3/32.5	5/61	29/285.5	1/10
Gms.	16	16	16	14	14	14	90	2

Hartensline's Pro Stats

COLLEGIATE: NCAA-ABC defensive player of 1974, consensus all-America as 220-pound defensive tackle at Penn State. . . . 2 year regular, 3-time letterman. . . . 212 tackles, 15 sacks as starter. . . . Lions 32-4 in his 3 seasons. . . . played middle guard in '75 College All-Star game (Pitt 21-14). . . . also played in Sugar, Orange and Cotton Bowls.
PERSONAL: Given name Michael Albert Hartensline (pron: heart-in-st-eye/nee). . . . married (Donna), one son resides during off-season in north suburban Lake Bluff. . . . had 48-inch chest, 34 waist. . . . all-State end-linebacker at Bethlehem (PA) Liberty High. . . . also participated in basketball, track. . . . majored General Arts & Sciences.



PROFESSIONAL: Leads defense in consecutive Bear starts with 57. . . . has started 87 of 90 professional games. . . . has notched 20 sacks in last 3 seasons on 6-8-6 totals. . . . owns game balls from 12/10/78 win over GB, 11/4/79 over Lions. . . . made switch from left side rush in '78 training camp. . . . among NFL's strongest defensive linemen. . . . works 52 weeks a year on weights, normal offseason day include 4 hours weight lifting 100,000 pounds. . . . can bench 400/600 pound range. . . . '75 all-rounder consensus selection.

MIKE HARTENSLINE
Penn State
Born 7/27/53, Allentown, PA

DE

73

1975, D-2
6-3, 243

the Lobos ... teammate of Steeler Robin Cole.

PERSONAL: Given name Bruce Wayne Herron ... nickname Slugo ... charity work has included Brian Piccolo Foundation, Nelson Fox Cancer Fund, Rube Walker Leukemia Center ... hopes for public relations career after playing days ... prepped at Bloomington (TX) High ... earned basketball letters and played WR, TE, DT, QB and RB there ... has B.S. in public relations.

Herron's Pro Stats

Interceptions	No.	Yds.	Tkls/Solo	Fum. Rec.	Pass Def.	Force Fum.	Blk. Kick	Tkls. Loss	Sack Yds.	Gms
1980	0	0	5/5	0	2	0	0	0/0	0/0	15
1979	0	0	28/18	0	1	0	1	0/0	1/8	16
1978	0	0	30/20	0	1	0	1	1/4	1/16	16
Career	0	0	63/43	0	4	0	2	1/4	2/24	47
Playoffs	0	0	2/2	0	0	0	0	0/0	0/0	1

1979 KOR 1 for 0; 1980 KOR 1 for 5 yards.



54

1975, D-6b

6-4, 235

LB

TOM HICKS

Illinois

Born 12/18/52, Oak Park, IL

PROFESSIONAL: Hopes for first injury-free season as regular since winning MLB spot midway through 1977 season ... made over 100 tackles last season for first time ... missed Cleveland, Washington games with right shoulder bruise ... got to Gary Danielson for first pro sack 10/19/80 ... came back from left knee surgery (11/5/78, Seattle) to take home game balls from '79 victories over Rams (11/11, 27-23), Packers (12/9, 15-14) ... set up pair of FGs in LA victory with interception, forced fumble ... had 2 interceptions at Green Bay, one returned 66 yards for 6 ... had top pro game with 16 tackles in '77 playoff at Dallas ... Bears went first 8 Hicks starts without a loss ... put on 10 pounds after giving up non-red meat diet in '78 ... had blocked PAT at Denver 10/16/78 ... made several big goal line plays in '77 playoff season—tackle vs Rams, interception vs Vikes ... first assumed regular's role in '77 comeback vs KC ... prior to that was passing down specialist ... got game ball from '77 Viking win ... spent first pro season on Bear physically unable to perform list due to collegiate shoulder injury ... Bears got rights to draft him trading RB Jim Harrison to Chargers.

COLLEGIATE: Three-time Illinois letterwinner ... AP all-Big Ten choice ... troubled by shoulder problems as soph, junior ... had surgery '73 ... totaled 274 tackles in 3 years, 116 as senior, MVP for defense ... has 2 interceptions, 3 fumble recoveries in '74 ... missed East-West, Hula Bowl games because of non-football related foot injury which required surgery.

PERSONAL: Given name Thomas Logan Hicks ... nickname Tom ... makes Chicago his year-round home ... has aided United Cerebral Palsy, public broadcasting, Hutch Fund ... all-state linebacker, all conference cager at Villa Park (IL) Willowbrook High ... has family art background, does some sketching himself ... member National Rifleman's Association ... made 9 letters in football (3), basketball (3), baseball (3) ... works in Mercantile Exchange during the offseason ... majored in marketing.

Hicks' Pro Stats

Interceptions	No.	Yds.	Tkls/Solo	Fum. Rec.	Pass Def.	Force Fum.	Blk. Kick	Tkls. Loss	Sack Yds.	Gms.
1980	1	8	107/83	0	1	0	0	3/8	1/5	14
1979	3	85	74/48	2	2	1	0	2/5	0/0	15
1978	0	0	67/51	1	3	0	1	4/16	0/0	9
1977	1	9	45/29	0	1	0	0	2/3	0/0	12
1976	0	0	17/10	0	0	0	0	0/0	0/0	14
Career	5	102	310/221	3	7	1	1	11/32	1/5	64
Playoff	0	0	23/15	0	1	0	0	0/0	0/0	2

Most Solos: 10, at Dallas 12/26/77, 10, vs Lions 10/29/78.

Most Total Tackles: 16, at Dallas 12/26/77.

Most Int: 2, at Green Bay 12/9/79 (2-80).

Most Tackles Loss: 3, vs Lions 10/29/78 (3-11).

IMPORTANT NFL DATES

Aug. 8—Preseason Play Starts
 Aug. 18—Cutdown to 60
 Aug. 25—Cutdown to 50
 Aug. 31—Cutdown to 45
 Sept. 6—Bears Open 62nd Season
 Dec. 27—Wildcard Playoffs

Jan. 2-3—Divisional Playoffs
 Jan. 10—Conference Championships
 Jan. 24—Super Bowl XVI @ Detroit with
 NFC team the visitors
 Jan. 31—Pro Bowl @ Honolulu



47
1980 W-Chiefs
5-11, 175

CB

JONATHAN HOKE
Ball State
Born 1/24/57, Hamilton, OH

PROFESSIONAL: Saw action in all 11 games after being awarded to Bears via procedural recall waivers from Kansas City 10/10 as Chiefs were attempting to activate him from injured reserve . . . played corner for quarter in 10-6 loss to Houston making 6 tackles . . . suffered broken wrist in Chiefs training camp in August . . . signed as free agent by Kansas City.

COLLEGIATE: Started 44 consecutive games at Ball State after redshirting freshman year . . . was second team all-MAC as monsterman in '79 . . . finished career with 221 tackles, 12 interceptions, 20 pass broken up, 3 blocked kicks . . . was second in MAC last season with 5 intercepts . . . honorable mention all-academic team . . . 2nd team all-MAC pick.

PERSONAL: Given name Jonathan David Hoke (pron: as in yoke) . . . prepped at Kettering Fairmont East High . . . brother was inside linebacker on Ball State team last fall . . . has BA in education.

Hoke's Pro Stats

Interceptions	No.	Yds.	Tkls/Solo	Fum. Rec.	Pass Def.	Force Fum.	Blk. Kick	Tkls Loss	Sack- Yds.	Gms.
1980	0	0	7/2	0	0	0	0	0/0	0/0	11



65
1975, T-Colts
6-2, 265

G

NOAH JACKSON
Tampa
Born 4/14/51, Jacksonville Beach, FL


PROFESSIONAL: Won battle with weight last year and enjoyed top year with Bears . . . just missed making Pro Bowl squad last 2 seasons . . . has started 86 of 90 possible games for Club . . . had 50-game string snapped by ankle injury 11/18/79 . . . current streak is 20 straight . . . second team all-NFC pick by UPI last year after honorable mention 1977-78 seasons . . . Bears obtained rights to sign Jackson from Baltimore for 1975 7th round pick . . . Colts' 7th selection in '74 draft . . . Jackson was playing with Toronto Argonauts in CFL at time . . . played first 44 pro games in CFL over three seasons . . . one of few players to have started playoff games in both CFL, NFL.

COLLEGIATE: Gave up final season of eligibility at Tampa to sign with Argonauts after '71 season with RB Leon McQuay . . . small college all-America pick . . . played offensive guard and tackle, defensive tackle.

PERSONAL: Given name Noah Dale Jackson . . . nickname Buddha . . . married (Cheryl), one daughter . . . attended Jacksonville Beach Fletcher High . . . donated time to fight Sickle Cell Anemia, Glenkirk Association for Retarded . . . hobbies include travel, soap operas, landscaping, golf (high 70s) . . . can dunk basketball . . . resides in Lake Forest during offseason . . . salesman for Connell Steel in Lake Bluff, IL, during off-season.

Jackson's Pro Stats

Total games 131: Toronto Argonauts CaFL 1972 (14), Toronto 1973 (14), Toronto 1974 (16), Bears 1975 (14), Bears 1976 (12), Bears 1977 (14), Bears 1978 (16), Bears 1979 (15), Bears 1980 (16). Caught one pass for 17 yards vs Colts at Chicago 9/21/75. Scored TD on six-yard fumble return 1973. Playoffs (2).



62
1976, D-6
6-5, 270

T

DAN JIGGETTS
Harvard
Born 3/10/54, Brooklyn, NY

PROFESSIONAL: Could push for starting tackle spot after seeing scrimmage action in last 4 games of '80 . . . has seen action in 73 of 76 games in career . . . missed Pitt defeat 9/28/80 & pair in '77 with broken wrist . . . second VP of Player Association . . . only starting assignment was in '76 preseason tilt at Tampa in four-tackle offense . . . Bears' fifth pick in '76 draft . . . can bench 450 pounds.


COLLEGIATE: Three-time all-Ivy League pick . . . all-East as senior . . . Harvard's 102nd, but first Black, football captain . . . leader of first Harvard team to win outright Ivy title in '75 . . . shared crown in '74 . . . was also all-Ivy

in track and field . . . was among national leaders in 35-pound weight throw with 62 feet . . . competed against Oxford-Cambridge track team in England . . . also threw hammer (189-10), discus (150) and shot (52-6).

PERSONAL: Given name Danny Marcellus Jiggetts (pron: jig-its) . . . interests include international banking . . . soap opera fan . . . working on masters in business at U of Chicago . . . foster parents reside in Quogue, NY . . . attended Westhampton Beach (NY) High lettering, captaining the basketball, football, track teams . . . has donated time to Children's Home & Aid Society, United Cerebral Palsy, American Cancer Society, Boy Scouts, United Charities, Special Olympics, Hutch Fund, VA Hospitals, Chicago Heart Association, United Way, Cerebral Palsy Telethon, Children's Rehab Institute, Children's Memorial Hospital, Carmelite Home for Abused and Abandoned Children . . . hobbies include photography, political history, boating, Plato and Aristotle . . . can play sax . . . has B.A. in government.

Jiggetts' Pro Stats

Total games 73: Bears 1976 (14), Bears 1977 (12), Bears 1978 (16), Bears 1979 (16), Bears 1980 (15). Playoffs (1).



57
1979, D-7
6-2, 225

LB

LEE KUNZ
Nebraska
Born 4/21/57, Lakewood, CO

PROFESSIONAL: Made 9 solo tackles in first career MLB start 11/3/80 @ Cleveland . . . also started following week vs Redskins for injured Tom Hicks . . . has yet to miss a game (32) . . . had key block on Dave Williams' OT KOR @ Detroit 11/27/80 . . . made key 16-yard return of blocked punt at Tampa 12/2/79 to 1-ydline setting up first TD in 14-0 win . . . 6th pick in '79 draft . . . can play all 3 LB spots.

COLLEGIATE: Three-time Husker letterman . . . academic all-America choice . . . set Nebraska record with 159 tackles as junior weakside linebacker . . . also led team with 130 as senior . . . won track letters . . . took Big 8 '77 discus title . . . finished fourth at '79 Drake Relays with Nebraska record 192-foot toss . . . high jumped 6-9 . . . :04.7 in 40 . . . was decathlon prospect . . . made 26 tackles in Big 8 showdown with Oklahoma . . . named ABC player of the week for that performance.

PERSONAL: Given name Lee Roy Kunz (pron: koonz) . . . cousin of former Raider Terry Kunz . . . prep star at Wheat Ridge (CO) High . . . won state titles in high jump (6-7), discus (179) . . . participated in PP&K as youth . . . spent off-season working on advanced degree in finance . . . has BA in finance.

Kunz's Pro Stats

Interceptions	No.	Yds.	Tkls/Solo	Fum. Rec.	Pass Def.	Force Fum.	Blk. Kick	Tkls Loss	Sack -Yds.	Gms.
1980	0	0	26/23	0	0	0	0	0/0	0/0	16
1979	0	0	10/9	0	0	0	0	0/0	0/0	16
Career	0	0	36/32	0	0	0	0	0/0	0/0	32
Playoffs	0	0	1/0	0	0	0	0	0/0	0/0	1

Most Solo: 9 at Cleveland 11/3/80.



88
1975, T-Colts
6-3, 225

TE

GREG LATTA
Morgan State
Born 10/13/52, Newark, NJ

PROFESSIONAL: Spent all but final game (DNP) of '80 season on injured reserve list with broken right hand suffered 8/16 @ Cincinnati . . . had consecutive games streak snapped @ 69 straight 11/18/79 missing Jet victory with left ankle (practice) . . . had made 44 consecutive starts in career 1976-78 . . . only starting assignments of '79 were two-TE lineup Bears tried vs New England, Detroit . . . had four catches in 49er (28-27) victory sparking '79 playoff drive . . . caught game winner vs Chiefs (28-27) with 3 seconds left that launched '77 playoff win streak . . . also had '77 game winners vs LA (24-23) that earned game ball . . . has started playoff games in NFL, WFL . . . three TD catches vs

Saints in '75 was one short of Club record . . . Bears obtained rights to Latta 1/28/75 from Colts for 3rd, 7th round picks . . . was drafted by both Leagues in '74—by Baltimore (8th) as LB, WFL Florida Blazers (10th) as TE . . . sometimes wears glasses in games.

COLLEGIATE: Two-year regular at Morgan State . . . injury shortened sophomore season after making 10 grabs in first two college games . . . 1972 stats 13 catches, 2 TDs . . . '73 10 for 151, 0 TD . . . also played defense . . . career high 6 for 63 '71 against Grambling.

PERSONAL: Given name Gregory Edwin Latta (pron: Lat-ah) . . . married (Diane), son (Brandon Gregory) born 1/31/81 . . . resides in Roselle, IL during off-season . . . donated time to Hampton Scholarship fund, Children's Rehab Institute, Children's Memorial Hospital, Carmelite Home for Abused and Abandoned Children, George Halas Boys Football League . . . participated in Ford's PP&K program . . . all-New Jersey running back at Newark South Side High . . . member of track squad, captained football and basketball (twice) . . . studying for real estate license and hopes to combine that with career in recreation . . . has B.A. in business.

Latta's Pro Stats

Receiving	No.	Yds.	Avg.	TD	Kickoff Returns	Yds.	Avg.	TDs	Gms
1980	0	0	0.0	0	0	0	0.0	0	0
1979	15	131	8.7	0	1	8	8.0	0	15
1978	15	159	10.6	0	2	14	7.0	0	16
1977	26	335	12.9	4	0	0	0.0	0	14
1976	18	254	14.1	0	0	0	0.0	0	14
1975	16	202	12.6	3	0	0	0.0	0	14
Career	90	1081	12.0	7	3	22	7.3	0	73
Playoffs	4	31	7.7	0	0	0	0.0	0	2
WFL 1974									
Florida	47	972	20.6	11	0	0	0.0	0	23

Long Catch: vs Lions 9/12/76, 58 from Bob Avellini.

Most Yards: vs Lions 9/12/76, 87 (2).

Most TD Catches: at N. O. 12/21/75, 3.

Most Caught: 5 twice, last at St. L 9/25/77 (5-57).



70
1976, D-1
6-3, 265

T

DENNIS LICK
Wisconsin
Born 4/26/54, Chicago, IL

PROFESSIONAL: Has streak of 76 (all) appearances, 70 consecutive starts . . . 70-game streak is second longest among offensive starters behind Walter Payton's 79 . . . cracked starting lineup halfway through rookie season . . . bruising run blocker . . . second team all-NFC in '78 . . . owns game ball from 10/30/77 GB win as Bears rushed for 375 . . . made first start at LT . . . first offensive lineman, eighth player taken in '76 draft . . . Bears got that selecting position from Detroit for a 3rd round pick and exchange of first round positions.

COLLEGIATE: Two-time consensus all-America pick, four-year regular at Wisconsin . . . missed last 3 games of junior season with surgical left knee injury . . . played in Hula, East-West

and Japan Bowls.

PERSONAL: Given name Dennis Allan Lick . . . married (Sherry), one son . . . resides in north suburban Northbrook . . . prepped at Chicago's St. Rita High and is active in alumni affairs there . . . Mustangs won City Prep championships at Soldier Field in '70-'71 . . . national prep lineman of 1971 . . . charity visits include Childhood Cancer Research, Hutch Fund, VA hospitals . . . investments include rock concerts . . . has started art collection that includes original paintings by Leroy Neiman, Andrew Wyeth and Joseph Burlini metal works . . . won battle with alcohol in April '80 . . . has won Bears home run hitting contest last 2 years . . . majored in sociology.

Lick's Pro Stats.

Total games 76 all Chicago: 1976 (14), 1977 (14), 1978 (16), 1979 (16), 1980 (16). Playoffs (2)



29
1980, FA
5-10, 181

KR-CB

VAUGHN LUSBY

Arkansas

Born 8/23/56, Ft. Polk, LA

PROFESSIONAL: Spent last 11 games on injured reserve list after undergoing left knee arthroscopic surgery for injury suffered in second game (Bucs) as a Bear . . . signed as free agent 9/24/80 . . . cut by Bengals 8/25/80 . . . handled kick returns for Bengals during rookie season ('79) . . . fourth round draft choice (Bengals had extra pick from Mike Cobb trade) . . . sixth defensive back chosen.

COLLEGIATE: Four-year starter, three-year regular, two season all-Southwest Conference CB . . . honorable mention to AP, UPI all-America team . . . started Razorback career as RB . . . ranks third in Arkansas record book behind Ken

Hatfield, Lance Alworth with 625 punt return yards . . . averaged 8.1 yards on 21 returns, had two interceptions as senior . . . played in Senior, Fiesta, Orange Bowls . . . 1975 redshirt.

PERSONAL: Given name Alawandra Vaughn Lusby . . . all-Oklaoma prep gridder at Lawton McArthur High . . . all-district track man (:09.8 100, 23'4" long jump) . . . also played basketball there . . . hobbies include pool . . . social welfare major.

Lusby's Pro Stats

	No.	Yds.	Tkls/Solo	Fum. Rec.	Pass Def.	Force Fum.	Blk. Kick	Tkls Loss	Sack -Yds.	Gms.
Interceptions										
1980 Bears	0	0	2/2	0	0	0	0	0/0	0/0	2
1979 Bengals	0	0	0/0	0	0	0	0	0/0	0/0	16
Punt Returns	No.	Yds.	Avg.	LG	TD	KOR	Yds.	Avg.	LG	TD
1980 Bears	4	14	3.5	14	0	0	0	0.0	0	0
1979 Bengals	32	250	8.1	40	0	8	92	15.3	28	0
Total	36	264	7.3	40	0	8	92	15.3	28	0

37
1979, D-3
6-1, 205

KR-RB

WILLIE MCCLENDON


Georgia

Born 9/13/57, Brunswick, GA

PROFESSIONAL: Would be ideal spokesman for Rust-oleum ad as Walter Payton's back-up . . . has carried ball from scrimmage in 14 of 32 career games . . . had 48-yd run & 6 for 72 performance in 61-7 rout of Packers 12/7/80 . . . led Chicago rushers in 11/18/79 win over Jets with 54 yards on 8 carries . . . scored first pro TD at Miami 9/23/79 . . . 6 catches as rookie were one more than entire Georgia career . . . was 66th player taken in '79 draft . . . owns 5 runs of 10 or more yards.

COLLEGIATE: The '78 SEC Offensive Player of the Year . . . broke 1942 Heisman Trophy winner Frank Sinkwich's 37-year old Georgia record rushing for 1,317

yards as senior . . . 22 career rushing TDs also set Georgia record . . . had best day vs Florida as junior rushing 10 times for 163 yards & 2 TDs . . . played in Bluebonnet, East-West, Japan Bowls . . . set SEC record with 8 consecutive 100-yard games . . . career figures show 443 runs for 2,233 yards, 5.3 average.



PERSONAL: Given name Willie Edward McClendon . . . married (Susan) . . . won football, basketball, track letters at Brunswick Glynn Academy . . . captained football, basketball teams . . . ran :09.7 100 . . . extremely strong legs indicated by ability to squat 500 pounds . . . spent offseason completing degree requirements in industrial arts.

McClendon's Pro Stats

Rushing	No.	Yds.	Avg.	TD	Receiving	No.	Yds.	Avg.	TD	Gms.
1980	10	88	8.8	1	0	0	0.0	0		16
1979	37	160	4.3	1	6	27	4.5	0		16
Career	47	248	5.3	2	6	27	4.5	0		32
Playoffs	2	6	3.0	0	0	0	0.0	0		1

Kickoff Returns	No.	Yds.	Avg.	TD
1980	1	11	11.0	0
1979	1	12	12.0	0
Career	2	23	11.5	0

Long Rush: 48 vs Packers 12/7/80 (6-72).
Long Reception: 12, at Miami 9/23/79 (2-7).



71

G

1979, FA
6-5, 276

ROCCO MOORE

Western Michigan

Born 3/31/56, Charlotte, MI

PROFESSIONAL: Got into 7 games at both guard positions . . . spent '79 on Chicago injured reserve list (8/23/79) with right knee injury . . . signed by Bears as free agent 7/10/79 . . . played with Winnipeg Blue Bombers for '78 CFL season . . . was 11th round Philadelphia draft pick in '77 but spent season on Eagle IR list.

COLLEGIATE: Four-year starter at Western Michigan . . . OG as freshman, DT as sophomore, OT in final two seasons . . . all Mid-America pick in '76 when Broncos finished 8th in NCAA rushing.

PERSONAL: Given name Rocco Ray Moore . . . was PP&K participant as youth . . . football, basketball letterman at Charlotte (Mich.) High . . . spent offseason farming . . . hobbies include fishing, singing rock 'n roll . . . industrial engineering major.

Moore's Pro Stats

Total games 7: Bears 1980 (7).



58

LB

1975, D-7
6-4, 220

JERRY MUCKENSTURM

Arkansas State

Born 10/13/53, Belleville, IL

PROFESSIONAL: Had string of 36 consecutive starts broken by right knee sprain that put him on injured reserve list for season ender at Tampa Bay . . . led '80 Bears in solo tackles with 98 . . . made 5 tackles behind line including 3 sacks . . . led '79 Bears in total stops with 111 . . . third Bear LLB in 25 years (Joe Fortunato, 1956-66; Doug Buffone, 1967-78) . . . captured starter's job from Buffone in '79 training camp . . . had three sacks in 12/16/79 (42-6) win over St. Louis that clinched '79 playoff spot . . . started '77 playoff clincher at NY as RLB for injured Waymond Bryant . . . had fumble recovery at Buffalo 10/7/79 to set up only TD in 7-0 Bear win . . . notched first career interception 10/28/79 off

SF's Steve DeBerg . . . made 5 starts over three seasons before winning regular's job . . . had right knee surgery in '76 . . . 6th player taken by Bears in '76 draft.

COLLEGIATE: Three-year regular as 215-pound outside backer at ASU . . . Southland Conference player of the week three times . . . bounced back from knee surgery before senior season to lead team in tackles with 131 . . . ASU 11-0 that year . . . conference defensive player of year . . . career stats: 338 tackles, 11 sacks, 7 interceptions, 1 TD.

PERSONAL: Given name Jerry Ray Muckensturm (pron: muck-in-sturm) . . . nickname Muck . . . married

(Pam), one daughter . . . brother Kevin was TE at ASU . . . resides in Jonesboro, AR during off-season . . . prepped at Althoff Catholic High lettering in three sports and earning all-St. Louis metro honors as senior . . . has BS in physical education.

Muckensturm's Pro Stats

Interceptions	No.	Yds.	Tkls/Solo	Fum. Rec.	Pass Def.	Force Fum.	Blk. Kick	Tkls Loss	Sacks -Yds.	Gms.
1980	2	2	120/101	1	1	0	0	2/2	3/21	15
1979	1	5	111/69	2	1	1	0	0/0	3/14	16
+ 1978	0	0	30/18	0	0	0	0	0/0	0/0	16
1977	0	0	36/26	0	0	1	0	2/6	1/0	14
1976	0	0	12/5	0	0	0	0	0/0	0/0	13
Career	3	7	309/219	3	2	2	0	4/8	7/35	74
Playoffs	0	0	8/5	0	0	0	0	0/0	0/0	2

+1 KOR for 6 Yds. 11/5/78.

Most Solo Tackles: at Minnesota 10/21/79, 12.

Most Total Tackles: At Minnesota 10/21/79, 14.

Most Sacks: vs St. Louis 12/16/79, 3.



52

1975, FA

6-4, 255

C

DAN NEAL

Kentucky

Born 8/30/49, Corbin, KY

PROFESSIONAL: Carries streak of 48 consecutive starts into season opener . . . has not missed a game (72) since joining Club as free agent 11/11/75 . . . made 3 starts in '75, 10 in '76 for injured Dan Peiffer . . . was back-up to Peiffer in '77 . . . full time regular for last 3 years . . . enjoyed penalty-free '79 season . . . got lone game ball 11/26/78 when Bears rushed for 251 vs Tampa Bay . . . had right elbow surgery following '78 season . . . was Bears long snapper 1975-79 . . . can also play guard . . . spent first two pro seasons as Baltimore special teamer . . . 11th round Colt pick in '73.

COLLEGIATE: Two-year starter at Kentucky . . . offensive captain for Wildcats in '71 and '72 . . . played in '72 East-West game.

PERSONAL: Given name Thomas Daniel Neal . . . nickname Danny . . . married (Barbara) . . . played six football positions at Louisville Atherton High . . . was prep all-American, MVP . . . also lettered in swimming, basketball, track . . . homeowner in north suburban Deerfield . . . also has 5 acre plot and home on Kentucky River 10 miles from Frankfort, KY . . . hosted annual Blueberry Hill Festival on property in July . . . swam competitively for 10 years . . . Neals expecting baby in June.

Neal's Pro Stats

Total games 101: Baltimore 1973 (5), Baltimore 1974 (14), Bears 1975 (6), Bears 1976 (14), Bears 1977 (14), Bears 1978 (16), Bears 1979 (16), Bears 1980 (16), Playoffs (2).

SPECIAL TEAM TACKLES—1980

Player	Total	Solo	Asst.	McClendon	4	4	0
Harris	12	12	0	Becker	3	3	0
Wilson	11	11	0	Earl	3	3	0
Suhey	9	9	0	Shearer	3	3	0
Fisher	8	8	0	Tabor	3	3	0
Skibinski	8	8	0	Ulmer	3	1	2
Haines	7	7	0	Gaines	2	2	0
Hoke	7	7	0	Williams	2	2	0
Kunz	7	5	2	Muckensturm	2	1	1
Baschnagel	5	5	0	Lusby	1	1	0
Herron	4	4	0	Rydaich	1	1	0



68
1973, D-7b
6-3, 245

DT

JIM OSBORNE
Southern
Born 9/7/49, Sylvania, GA

PROFESSIONAL: Enters '81 season off creditable 8-sack season . . . led Bears in dropping running backs behind line with 6 in '80 despite achilles & knee problems . . . has honor of handing out game balls after Bear victories . . . teammates pulled switch on him after 10/19/80 win over Lions by handing him the game ball . . . had fumble recovery to set up TD plus blocked FG as Bears dealt Lions first Division loss . . . also received game ball from 19-12 win over 49ers 9/16/76 for 3-sacks . . . has led team in sacks 4 times . . . posted 6th best League total of 15 sacks in '76 . . . hero of Bear 7-0 win at Buffalo 10/7/79 by causing fumble that set up game's only TD . . . had key block of FG attempt

in victory over St. Louis 9/3/78 . . . has missed only 4 of 132 games since joining Club for '72 season . . . winner of '72 Brian Piccolo Award.

COLLEGIATE: First Southern player selected for East-West Shrine game . . . also played in Coaches all-America game . . . two-way player for former Bear Harry Gunner . . . four-time letterman . . . NAIA all-America.

PERSONAL: Given name James Henry Osborne . . . married (Emma), two children . . . resides in Olympia Fields, IL . . . hobbies billiards, music . . . switched offseason interest from tax accounting to marketing last year . . . attended Ft. Lauderdale (FL) Dillard High . . . active in community affairs . . . United Way worker . . . took up distance running in '79 . . . excellent leg strength, squats 525 . . . has BA in accounting.

Osborne's Pro Stats

	Tkls/Solo	Fum. Rec.	Pass Def.	Force Fum.	Blk. Kick	Tkls Loss	Sack -Yds.	Gms.
1980	65/54	2	5	1	1	6/11	8/70	16
1979	66/54	2	1	0	0	10/34	10 1/2/79	16
1978	50/37	0	2	1	0	2/3	4/34	15
1977	49/32	0	0	0	0	7/26	4/26	13
1976	79/59	0	2	2	0	7/14	15/129	14
1975	47/34	0	0	3	0	2/5	7/62	12
1974	91/67	0	1	1	0	0/0	3/30	14
1973	70/52	1	0	2	0	0/0	10/85	14
1972	82/54	2	0	0	0	1/1	5/18	14
Career	599/443	7	11	10	1	35/94	66 1/2/533	128
Playoffs	11/6	1	0	0	0	0/0	0/0	2

Most Solo Tackles: at Tampa Bay 12/2/79, 9.
 Most Total Tackles: vs Packers 12/16/73, 10.

Most Sacks: vs Vikings 9/23/73, 4 for 37.



82
1978, W-Vikings
6-4, 225

DT

ALAN PAGE
Notre Dame
Born 8/7/45, Canton, OH

PROFESSIONAL: Starting his 15th and last NFL season '81 . . . has never missed a game (202) in his career & has started last 199 . . . all-NFC PFW . . . 2nd team all-NFC UPI . . . scored 8 points last season on safety, TD by fumble recovery . . . blocked 4 FGs, deflected another to miss . . . has scored 24 career points . . . had incredible Monday night game vs Bucs with 3 tackles behind line including 1 sack, 1 interception, 2 other passes broken up, 1 blocked FG, 1 fumble recovery . . . first and only defensive player to win NFL MVP award (1971) . . . in last 118 games has made 112 sacks & blocked 22 (14 FGs, 8 PATs) kicks . . . in 42 games since joining Bears on waivers from Minnesota

10/12/78 has notched 31 sacks and blocked nine kicks . . . has won 3 game balls as Bear: 10/6/80 vs Tampa Bay, 9/9/79 vs Minnesota, 11/26/78 vs Tampa Bay . . . has 3-3 sack days as Bear . . . named with Joe Green as DTs on all-star team of '70s by Football Digest . . . made first pro start 10/8/67 (game 4) vs St. Louis . . . has also started 16 playoff games and 4 Super Bowls (IV, VIII, IX, XI) . . . set Viking record for

solo tackles with 137 (1974) . . . after nine of his first 11 seasons was named All-Pro by either AP, UPI or both—an achievement duplicated by only two other defense linemen, Joe Greene & Gino Marchetti . . . shares 3 NFL records—lifetime safeties 3, lifetime TDs fumble return 3, & safeties in a season 2 (1970) . . . has played in 8 Pro Bowls (68-69-70-71-73-74-75-76) . . . Pro FB Weekly Lineman of Year (1973) . . . other honors include ND NFL Player of the Year (1980), Seagram Seven Crowns of Sport Award (1975), NFC Defensive Player of Year (1975, 1974, 1973, 1971), Lombardi Award (1971) . . . Vikings' second (RB Clint Jones) first round draft pick in '67.

COLLEGIATE: Consensus all-America DE at Notre Dame after 1966 (9-0-1; Michigan State 10-10) season . . . Fighting Irish were 25-3-2 in his three seasons as regular . . . '66 team posted six shutouts and 3.8 points per game on route to national championship.

PERSONAL: Given name Alan Cedric Page . . . married (Diane), four children . . . resides during off-season in Minneapolis practicing law (Lindquist & Vennum) . . . graduate Minnesota law school . . . passed Minnesota bar exam Feb. '79 . . . hobbies include jogging (30-35 miles per week), cooking, antique cars . . . believed to be only NFL player to have run a marathon: completed "Grandma's Marathon" at Duluth in 3:57.39 . . . wife is running enthusiast . . . named one of US Jaycees 10 Outstanding Young Men of 1981 for exemplary achievements and humanitarian contributions . . . civic activities include co-chair of MS Read-A-Thon, CP Telethon, American Cancer Society, United Negro College Fund State Chairman, American Lung Association's Run for Your Life program, Chairman Minnesota Council on Physical Fitness . . . prep all-America at Canton Central Catholic High . . . undergraduate degree BA political science.

Page's Pro Stats

	Tkls/Solo	Fum. Rec.	Pass Def.	Force Fum.	Blk. Kick	Tkls Loss	Sack -Yds.	Gms.
1980 Bears	72/54	2/1t	4	0	4	4/8	9½/66½	16
1979 Bears	74/49	1	1	0	2	4/16	10/112	16
*1978 Bears	60/35	0	3	2	4	2/3	11½/94	6;10
1977 Vikings	129/109	—	—	2	1	—/—	12/—	14
1976 Vikings	148/125	2	5	5	5	—/—	21½/—	14
1975 Vikings	122/82	—	5	7	2	—/—	15½/—	14
1974 Vikings	172/137	—	6	6	2	—/—	15/—	14
1973 Vikings	165/121	1	4	4	2	—/—	11/—	14
1972 Vikings	136/98	—	1	6	0	—/—	6½/—	14
1971 Vikings	147/111	3/8	8	6	0	—/—	10/—	14
1970 Vikings	137/101	7/77/1t	—	3	2	—/—	19/—	14
1969 Vikings	—/—	1/13/1t	—	—	1	—/—	6½/61	14
1968 Vikings	—/—	2	—	—	0	—/—	9½/69	14
1967 Vikings	—/—	3	—	—	0	—/—	6½/50½	14
Career	—/—	23-3 TDs	—	—	25	—/—	164/—	202

1970: one interception for 27 yards. 1971: two safeties. 1980: one interception for 0 yards, one safety.

*Does not include Minnesota 6-game figures.

Most Sacks: 4 (24 yards) vs. Washington 11/3/68.



86
1972, D-5
6-5, 225

P

BOB PARSONS
Penn State
Born 6/29/50, Bethlehem, PA

PROFESSIONAL: Barring unforeseen, will set a Club record for consecutive games played this year with 16 added to string of 128 (Doug Buffone 142) . . . punted fewer times last season (79) than any Bear punter since Bobby Joe Green in 1972 . . . had best gross average of career with 40.6 per kick . . . placed 97 kicks inside opponents' 20 in last 5 seasons . . . has had only 16 touchbacks in last 2 years . . . has punted football over 13.8 miles in 7 seasons as regular Bear kicker . . . led NFL in kicks placed inside opponents' 20-yardlines in '79 with 26 . . . received game ball for 9/2/79 (6-3) win over Green Bay . . . was back-up TE '72-'77 starting 11 games there . . . scored TD vs Atlanta in first pro game 9/17/72 . . . owns Bear record for punts in a season with 99 in '76 . . . 38.5 yard career punt average is

sixth highest in Club history . . . also owns game balls from wins over Detroit in '76 & '78 . . . named second-team all-NFC by UPI with 40.4 gross, 35.1 net averages in '77 . . . completed 7 of 12 passes from punt formation . . . drafted by Bears as quarterback.

COLLEGIATE: Penn State quarterback until switch to tight end as senior . . . led Nittany Lions that season with 30 catches for 489 yards, 5 TDs . . . college punting average of 40 yards . . . prior to Senior Bowl suffered dislocated shoulder, surgery after hit by teammate to be Craig Clemons.

PERSONAL: Given name Robert Herber Parsons . . . married (Nancy), two children . . . resides in Pen Argyl . . . conducts health evaluation programs . . . hobbies include tennis, golf, basketball, bowling, soap operas . . . has taught . . . attended Argyl (PA) Penn High participating in football, basketball, track, baseball, and golf . . . active in civic affairs . . . has B.S. in physical education.

Parsons' Pro Stats

	Punting	Yds.	Blk.	Avg.	TB	In 20	LG	Gms.
1980	79	3207	0	40.6	10	16	61	16
1979	92	3486	1	37.9	6	26	54	16
1978	96	3549	0	37.0	8	18	54	16
1977	80	3232	2	40.4	7	17	58	14
1976	99	3726	1	37.6	8	20	62	14
1975	93	3625	0	39.0	6	17	60	14
1974	90	3408	1	37.8	6	17	59	14
1973	4	106	0	26.5	0	0	33	14
1972	0	0	0	0.0	0	0	0	13
Career	633	24339	5	38.5	51	131	62	131
Playoffs	12	489	0	40.7	1	1	52	2

Passing				Receiving				Rushing	
No.	Comp.	Yds.	No.	Yds.	Avg.	TD		Yds.	
1980	1	0	0	0	0.0	0		2	4
1979	2	1	22	0	0.0	0		0	0
1978	1	0	0	0	0.0	0		1	0
1977	4	4	61	0	0.0	0		0	0
1976	2	2	48	1	9	9.0	0	1	2
1975	1	0	0	13	184	14.2	1	0	0
1974	1	0	0	2	9	4.5	1	0	0
1973	0	0	0	2	23	11.5	1	2	2
1972	0	0	0	1	6	6.0	1	1	0
Career	12	7	131	19	231	12.2	4	7	8

*Also returned two kickoffs for 15 yards. No TDs rushing; No TDs or Ints passing.

Long Catch: at Det 10/12/75, 38 from Gary Huff.

Long Punt: vs Lions 9/12/76, 62.

Most Caught: vs Pack 11/9/75, 4 (for 55).

Most Punts: vs Broncos 12/12/76, 11 (32.5).

Most Yards: vs Pack 11/9/75, 55 (on 4).


Best Avg: at Det 11/24/77, 51.5 (4-206).

RECENT NATIONAL TELEVISION RESULTS

1975: O 27, Vikings at Soldier Field, Minnesota 13-9. 1977: J 30, Jets at Canton, Bears 20-16; O 10, Rams at Soldier Field, Bears 24-23; N 24, Lions at Pontiac, Bears 31-14; D 26, Cowboys at Dallas, Dallas 37-7. 1978: S 25, Vikings at Soldier Field, Minnesota 24-20; O 16, Broncos at Denver, Denver 16-7; D 4, Chargers at San Diego, San Diego 40-7; D 16, Redskins at Washington, Bears 14-10. 1979: A 11, Saints at New Orleans, Bears 13-6; N 22, Lions at Pontiac, Detroit 20-0; D 23, Eagles at Philadelphia, Philadelphia 27-17. 1980: O 6, Buccaneers at Soldier Field, Bears 23-0; N 3, Browns at Cleveland, Browns 27-21; N 27, Lions at Pontiac, Bears 23-17; D 20, Buccaneers at Tampa Bay, Bears 14-13.

BLOCKED KICKS IN '80

The Bears were credited with six blocked kicks last season: Alan Page (4 FGs), Al Harris (FG), and Jim Osborne (FG).



22
1979, FA
6-2, 217

RB-KR

DAVE WILLIAMS

Colorado

Born 3/10/54, Minden, LA

PROFESSIONAL: Voted game ball for ending NFL's shortest OT game returning kickoff 95 yards in 21 seconds 11/27/80 to whip Lions 23-17 in Silverdome . . . has returned 3 for TDs in career . . . 15 FB starts (3 in '80) since joining club 4 days before '79 opener as free agent (8/29/79) . . . was HB until 1st quarter of '79 opener when Bears lost all fullbacks . . . was #1 backup at HB & FB last year with return of Roland Harper . . . bothered all season with hip-pointer . . . led '79 Bears in catches (42), TDs by receiving (5) . . . efficient blocker to go with run/catch skills . . . 54-yard TD pass vs Patriots 10/14/79 was first from scrimmage . . . August 49er castoff after 2 years by Bay . . . burned Vikings with 60-yard punt return, 80-yard kickoff return in '77 game . . . recommended to Bears by Ken Meyer—coach of that '77 49er team . . . 7th round Cowboy pick in '76 but elected to try QB skills with Calgary Stampeders in CFL . . . QB, WR, WB, RB, KR there . . . waived by Dallas (7/30/77), claimed by SF . . . first pro start against Minnesota 9/9/79 . . . finished 2nd in NFC KORs in '80.

COLLEGIATE: Colorado MVP as option quarterback as senior . . . named to Big-8 all-academic team twice . . . ran :09.7 100 with Colorado track team . . . holds Colorado records for career completion percentage (215 for 399) .539; lowest percentage of interceptions in career (21 intercepted) .054; and total offensive yards by senior (572 rush, 1,282 pass) 1,854 . . . second to Bobby Anderson in yards season (1,854) and career (3,576).

PERSONAL: Given name David (NMI) Williams . . . resides in San Mateo, CA in offseason . . . has worked as ski resort promoter and in real estate, insurance and banking . . . prep all-sports standout at Homer (LA) High . . . has BA in finance.

Williams' Pro Stats

Rushing	Att.	Yds.	Avg.	TD	Receiving	Yds.	Avg.	TD	Gms.
1980 Bears	26	57	2.2	0	22	132	6.0	0	16
1979 Bears	127	401	3.2	1	42	354	8.4	5	14
1978 49ers	15	18	1.2	0	10	63	6.3	0	12
1977 49ers	2	6	3.0	0	0	0	0.0	0	16
Career	170	482	2.8	1	74	549	7.4	5	56
Playoff	10	23	2.3	0	2	4	2.0	0	1

Kickoff Returns	No.	Yds.	Avg.	TD	Punt Returns	Yds.	Avg.	TD
1980 Bears	27	666	24.7	1	0	0	0.0	0
1979 Bears	0	0	0.0	0	0	0	0.0	0
1978 49ers	34	745	21.9	1	0	0	0.0	0
1977 49ers	4	122	30.5	1	1	60	60.0	0
Career	65	1533	23.6	3	1	60	60.0	0

Recovered 1 fumble, 1977; recovered 3 fumbles, 1978 Most rushes: 19 at Minnesota 10/21/79 (19-56).

Most KORs: 4 at Detroit 11/27/80 (4-148).

at Tampa Bay 12/20/80 (4-83).

Most KOR Yards: 148 at Detroit 11/27/80 (4-148).

Long KOR: 95t vs Detroit 11/27/80 (4-148).

Long PR: 60 at Minnesota 12/4/77.

Most yards Rushing: 56 at Minnesota 10/21/79 (16-56).

Long rush: 16 twice.

Most caught: 6 twice.

Most yards Receiving: 62 vs New England 10/14/79 (2-62).

Long catch: 54t vs New England 10/14/79 (2-62).



55
1980, D-1
6-2, 222

LB

OTIS WILSON
Louisville
Born 9/15/57, New York, NY

PROFESSIONAL: Had pair of sacks, pair of thefts in rookie season . . . got lone start in place of injured Jerry Muckensturm at LLB for 1980 finale responding with 7 solo tackles, interception, pass deflection . . . make it happen type player . . . made first career intercept off Archie Manning 9/14, first sack on Gary Danielson 10/19 . . . aggressive specialty team player who made 11 solos as rookie on teams . . . started playing regularly on Bear 46 (5-1-5) defense as only linebacker . . . first linebacker, 19th player selected in '80 draft.

COLLEGIATE: Made 175 tackles as senior . . . broke 2 of Doug Buffone's records for tackles . . . co-captain . . . defensive most valuable in '77

Independence Bowl . . . NEA, Sporting News All-America . . . ranks second on career tackles list to Buffone (485 to 495) ahead of Broncos' Tom Jackson . . . '76 transfer from Syracuse where he led varsity in tackles/named team defensive most valuable as frosh . . . 10 career interceptions for 95 yards, 8 career recovered fumbles . . . aggressive player even in practice . . . 4.7 40 . . . Red Rage played 5-2 defensive . . . made 25 tackles vs Cincinnati in '79 . . . led major college LB's with 6 interceptions in '77 . . . played in East-West, Senior Bowls.

PERSONAL: Given name Otis Ray Wilson . . . nickname Big O, the Stick . . . prepped at Brooklyn Thomas Jefferson High . . . two-time all-City and all-State selection . . . grew up in Brownsville neighborhood which produced John Brockington, basketball pro Lloyd Free, WBA champ Eddie Gregory . . . mother (Maxine) works at Brownsville Community Center . . . first team prep all-America as senior when Moe Finkelstein's team played for the State title . . . hobbies include hunting . . . lacks 6 hours for BS in communications.

Wilson's Pro Stats

Interceptions	No.	Yds.	Tkls/Solo	Fum. Rec.	Pass Def.	Force Fum.	Blk. Kick	Tkls. Loss	Sacks -Yards	Gms.
1980	2	4	15/13	0	1	0	0	1/2	2/18	16

1980 CHICAGO BEARS DURABILITY CHART

	GAMES			STARTS				GAMES			STARTS		
	1980	Cnstv	Car	1980	Cnstv	Car		1980	Cnstv	Car	1980	Cnstv	Car
T Ted Albrecht	16	43	61	16	43	59	CB Vaughn Lusby	2	0	18	0	0	0
QB Bob Avellini	0	0	56	0	0	47	RB Willie McClendon	16	32	32	0	0	0
WR Brian Baschnagel	16	48	72	15	00	44	G Rocco Moore	7	0	7	0	0	0
S Dave Becker	11	11	11	0	0	0	LB Jerry Muckensturm	15	0	74	15	0	36
LB Gary Campbell	16	62	62	16	48	49	C Dan Neal	16	72	101	16	48	61
TE Mike Cobb	4	0	46	3	0	18	DT Jim Osborne	16	33	128	16	33	76
TE Robin Earl	16	28	59	13	13	18	DT Alan Page	16	202	202	16	199	199
CB Allan Ellis	16	23	94	16	19	81	P Bob Parsons	16	128	131	0	0	11
QB Vince Evans	13	11	27	10	10	13	RB Walter Payton	16	85	89	16	79	83
S Gary Fencik	15	0	72	15	0	58	QB Mike Phipps	7	0	114	6	0	68
TE Bob Fisher	16	16	16	2	0	2	S Doug Plank	15	7	84	15	7	83
CB Wentford Gaines	8	3	36	0	0	0	DT Ron Rydalch	16	32	73	0	0	22
WR Kris Haines	16	16	19	1	0	1	CB Terry Schmidt	16	55	89	16	48	49
DE Dan Hampton	16	32	32	16	32	32	WR James Scott	15	13	65	12	6	59
RB Roland Harper	12	12	66	12	12	62	DT Brad Shearer	13	0	28	0	0	2
DE Al Harris	16	16	20	0	0	0	RB John Skibinski	16	16	33	0	0	1
DE Mike Hartenstine	16	90	90	16	57	87	G Revie Sorey	16	90	90	16	62	82
LB Bruce Herron	15	14	46	0	0	1	RB Matt Suhey	16	16	16	1	0	1
LB Tom Hicks	14	6	56	14	6	42	C Paul Tabor	16	16	16	0	0	0
CB Jonathan Hoke	11	11	11	0	0	0	K Bob Thomas	16	90	90	0	0	0
G Noah Jackson	16	20	87	16	20	86	S Mike Ulmer	3	0	3	0	0	0
T Dan Jiggetts	15	12	73	0	0	0	S Lenny Walterscheid	15	12	56	2	1	7
LB Lee Kunz	16	32	32	2	0	0	WR Rickey Watts	15	14	31	1	0	7
TE Greg Latta	0	0	74	0	0	45	RB Dave Williams	16	26	56	3	0	15
T Dennis Lick	16	76	76	16	70	70	LB Otis Wilson	16	16	16	1	1	1
CB Virgil Livers	0	0	68	0	0	60							

1981 NEWCOMER BIOGRAPHIES

TODD BELL

CB-S 6-0½ 207

Ohio St.

Joined Bears: 1981, D-4

Born: 11/28/58, Middletown, OH

Professional: 95th player in draft . . . will be tried at safety, corner in Bear camp.

Collegiate: UPI, NEA 2nd team All-America . . . twice UPI 1st team All-Big Ten . . . National Strength Coaches Association All-Strength Team . . . played in Hula, Japan Bowls . . . played in 47 of 48 games during career . . . raced 20 yards with blocked punt to score winning TD in 18-15 victory over Michigan in '79 . . . win sent Buckeyes to '80 Rose Bowl . . . caught Charles White from behind and stripped him of ball to save TD in '80 RB (USC 17, OSU 16) . . . made three interceptions for career but (vs Northwestern) 1 went for 50 & a TD . . . aggressive, fast safety last 2 seasons, corner as soph.

Personal: Given name Todd Anthony Bell . . . father is minister . . . was prep all-America linebacker at Middleton (O.) High . . . track star there too: state long jump champ 3 consecutive years . . . broke Jesse Owens' 1933 prep record in long jump with 24'3¼" leap . . . finished third in state 100 with .09.7 . . . majoring in physical education.

Bell's Collegiate Stats

Year	Ints.	Yds.	TD	Tkls.	Solo	TL/Yds.
1980	2	50	1	58	36	2/13
1979	0	0	0	87	50	4/17
1978	0	0	0	61	39	9/51
1977	1	-4	0	21	14	1/7
Total	3	46	1	227	139	16/88

RENNIE BUCKNER

T 6-3 290

Boise State

Joined Bears: 1980, FA

Born: 10/25/57, Chicago, IL

Professional: Signed with Bears as free agent 5/9/80 . . . missed last season because of Guillian Barre Syndrome (nervous disorder) . . . waived—illness.

Collegiate: Four-year letterman . . . 2nd team all-conference for Los Angeles Harbor Junior College . . . 1st team all-conference for Harbor as sophomore . . . 1st team all-Big Sky Conference for State, honorable mention all-America.

Personal: Given name Lorenzo A. Buckner . . . nickname Rennie . . . prepped at Chicago Lakeview High (1972-73) and Los Angeles Fairfax High . . . 1st place black belt 1979 Oregon-Idaho Judo Tournament . . . plays bass guitar . . . business major.

JIM CHILDS

WR 6-2 195

Cal Poly-SLO

Joined Bears: 1981, FA


Born: 8/9/56, El Dorado, AR


Professional: Signed with Bears as free agent 4/20/81 . . . 4th round draft choice of St. Louis Cardinals in '78 . . . had stomach surgery midway through rookie year and spent last 8 games on injured reserve list . . . started one (vs Browns) played in 13 in 1979 . . . placed on injured reserve for a sprained ankle 8/26/80 and waived 10/14/80.

BELL

BUCKNER

CHILDS



**CLIFFORD****COX**

Collegiate: Three-year starter at Cal Poly-San Luis Obispo . . . 84 career receptions for 1,449 yards and 12 TDs, 17.3 average . . . led Mustang receivers all 3 seasons.

Personal: Given name Jimmy Joe Childs . . . lettered in football, basketball at LaPuente (CA) High . . . physical education major.

Childs' Pro Stats

	PC	Yds.	Avg.	TD	KOR	Yds.	Avg.	TD	Gms.
1979, Cards	8	93	11.6	0	0	0	0.0	0	13
1978, Cards	4	50	12.5	1	4	77	19.3	0	8
Career	12	143	11.9	1	4	77	19.3	0	21

TIM CLIFFORD**QB 6-1 207****Indiana****Joined Bears: 1981, D-10****Born: 11/28/58, Ft. Thomas, KY**

Professional: 262nd player selected in draft . . . 9th Bears' choice.

Collegiate: 1980: UPI Honorable Mention All-America . . . AP, UPI Big Ten Offensive Player-of-the-Week vs Colorado: 11-14-345-5TDs . . . Sporting News Honorable Mention All-America . . . played in Japan Bowl, MVP in East-West Shrine Game . . . 1979: UPI 2nd Team All-Big Ten . . . Chicago Tribune Big Ten Most Valuable Player Silver Football Award . . . ABC-Player-of-the-Game vs Kentucky . . . led '79 Hoosiers to 8-4 record; 1st ever bowl game victory; and national ranking (16th-UPI, 19th-AP) . . . passed for 171 yards, 1 TD and ran for 2 more in 38-37 Holiday Bowl win over Brigham Young . . . junior season stats (160 of 288, 2,078 yards, 13 TDs) are all Hoosier records . . . team most valuable player last 2 years . . . finished 3rd in '80 Big Ten Most Valuable Player balloting . . . three-year letterman in baseball (P&DH); did not play this year.

Personal: Given name Timothy Ray Clifford . . . married (Kelly) . . . All-America at Cincinnati Colerain High . . . 4-sport athlete . . . averaged over 10 points in basketball, P-1b baseball, the school record in the discus . . . passed for 47 career TDs . . . in '75 broke 4 city passing records and led the state in every category . . . physical education major.

Clifford's Collegiate Stats

Passing	Att.	Comp.	Pct.	Yds.	TDs	Int.	Rush	Yds.	TDs
1980	198	105	53.0	1391	13	12	50	119	3
1979	288	160	55.6	2078	13	10	67	80	8
1978	130	60	46.2	726	4	9	15	0	0
1977	15	8	53.3	143	1	1	8	24	0
Career	631	333	52.8	4338	31	32	140	223	11

MARTIN COX**WR 6-0 180****Vanderbilt****Joined Bears: 1981, FA****Born: 8/12/56, Mullins, SC**

Professional: Signed with Bears as free agent 4/20/81 . . . played the last two seasons with Ottawa Rough Riders of CFL . . . made the '79 All-Star team . . . '79 Eastern Conference Rookie of Year.

Collegiate: Four-year letterman . . . all-Southeastern Conference . . . played in five all-star bowl games . . . set Vanderbilt records for career yards receiving (2,275) and career receptions (132).

Personal: Given name Martin John Cox . . . all-conference football player at Plantation (FL) South High . . . also played baseball (OF) . . . 2nd in state in decathlon . . . Broward County athlete of year . . . BA degree in psychology and business.

Cox's CFL Stats

	Rec.	Yds.	Avg.	TDs	KORs	Yds.	Avg.	PRs	Yds.	Avg.
1980	29	386	13.3	6	33	793	24.0	27	312	11.6
1979	32	546	17.1	7	0	0	0.0	0	0	0.0
Career	61	932	15.3	13	33	793	24.0	27	312	11.6

FRANK DITTA

Joined Bears: 1981, D-9

Professional: 233rd player selected in draft.

Collegiate: AP 1st Team All-America . . . AP, UPI 1st team All-Southwest Conference . . . Dallas Morning News offensive player-of-the-year Southwest Conference . . . practice center . . . played freshman year at Oklahoma in '77 . . . ineligible in '78 . . . two-year starter at Baylor . . . roomed with Mike Singletary in Houston last summer . . . worked last summer with Oiler players: Campbell, Brazile, and Burrough . . . one of the captains for the '80 season . . . graded as most consistent lineman . . . one of the anchors of the line that helped Baylor set several offensive marks in '79 including most yards rushing in game (433 yards vs Rice) and total offense (612 yards vs Army).

Personal: Given name Frank Carl Ditta . . . all-state at Houston Cypress-Fairbanks High . . . played in Texas State high school all-state and Oil Bowl games . . . captain . . . radio-television major.

JEFF FISHER

CB-KR 5-10½ 188

Southern California

Joined Bears: 1981, D-7

Born: 2/25/58, Culver City, CA

Professional: Sixth Bear pick, 177th player selected.

Collegiate: Made successful switch from second team WR to first unit corner for junior season . . . played wide (strong) side CB . . . was redshirted freshman season . . . made 12 tackles, 1 interception in '79 victory over Notre Dame . . . 1980 all-Pac 10 academic team with 3.36 GPA . . . career stats show 5 interceptions, 108 tackles, 3 fumbles recoveries, 11 passes broken up . . . last season returned 9 punts for 8.9 average.

Personal: Given name Jeffrey Michael Fisher . . . prepped at Woodland Hills Taft High . . . was Scholastic Coach All-America WR as senior . . . set LA prep record with 13 for 284, 2 TD day . . . had 6 interceptions as senior . . . C, OF on baseball team . . . has BS in public administration . . . began public administration master's work last fall.

REUBEN HENDERSON

Joined Bears: 1981, D-6

CB 6-1 200

San Diego State

Born: 10/3/58, Santa Monica, CA

Professional: 150th player in draft.


DITTA





FISHER



HENDERSON



**JOHNSON****MARGERUM**

Collegiate: Started last 20 games at SDS . . . 2nd team All-Western Athletic Conference in '79 . . . was a freshman starter at Oklahoma State in '76 . . . redshirted in '77 @ SDS . . . three-year State totals: 148 tackles, 9 interceptions, 23 passes deflected . . . had 2 interceptions, 3 deflections, 7 tackles against Wyoming in '79.

Personal: Given name Reuben Stanley Henderson . . . Coaches all-America at Fontana (CA) High . . . RB, DB in high school . . . ran leg of conference champion 440-Relay team . . . marketing major.

LONNIE JOHNSON**RB 6-1 206****Indiana****Joined Bears: 1981, D-11****Born: 6/7/59, Frankfurt, Germany**

Professional: 288th player selected in draft . . . Bears' number 10 selection.

Collegiate: 2nd Team All-Big Ten . . . Sports Illustrated, UPI Midwest Player-of-the-Week vs Illinois: rushed for IU record 237 yards, 3 TDs and caught 3 passes for 56 yards . . . gained 211 vs Duke; 220 vs Purdue . . . had 4 100-yard games; 3 200-yard . . . Indiana's Outstanding Back Award winner last two years . . . ranks 4th on Hoosier rushing charts . . . 296 yards total offense vs Iowa in '79: 74 yards rushing; 123 yards receiving (5); 99 yards kickoff returns (4) . . . played in Blue-Gray game . . . 27 career KORs—589 yards.

Personal: Given name Lonnie (NMI) Johnson, Jr. . . . father a career Army officer stationed in Korea . . . plans Army stint after playing days . . . ROTC 2nd lieutenant . . . all-state at Akron North High . . . Akron Player-of-the-Year in '76 . . . telecommunications major.

Johnson's Collegiate Stats

Rushing	Att.	Yds.	Avg.	TDs	Recept.	Yds.	Avg.	TDs
1980	200	1075	5.4	11	12	71	8.7	0
1979	172	708	4.1	7	17	202	11.9	2
1978	81	421	5.2	1	14	103	7.4	0
1977	5	24	4.8	0	0	0	0.0	0
Career	458	2228	4.9	19	43	376	8.7	2

KEN MARGERUM**WR 5-10½ 170****Stanford****Joined Bears: 1981, D-3****Born: 10/5/58, Fountain Valley, CA**

Professional: 67th player in draft, 8th WR.

Collegiate: Consensus All-America . . . broke Stanford records for catches, yards, TD catches set by Tony Hill, James Lofton, Gene Washington . . . finished 3rd on Pac-10 all-time receiving list . . . 4 TD catches vs Oregon State in '80 set Pac-10 record for single-game TD receptions . . . had 9 grabs for 163 yards and 3 TDs vs Boston College in '79 . . . runs 110-meter high hurdles (14.3) and 2nd leg of 400-meter relay . . . vertical jump of 38" . . . played in Hula and Senior Bowls . . . from USC coach John Robinson: "Ken Margerum is the best receiver in the nation."

Personal: Given name Kenneth (NMI) Margerum . . . all-state in football at Fountain Valley (CA) High . . . 2nd in state in 120-yard high hurdles (13.7) . . . also triple jumper and 330-low hurdler . . . taught a course for credit at Stanford on wind surfing . . . communications major.

Margenum's Collegiate Stats

Receptions	No.	Yds.	Avg.	TD
1980	44	691	15.7	11
1979	41	733	17.9	12
1978	58	1029	17.8	9
1977	3	64	21.3	0
Career	146	2517	17.2	32

JOE NOONAN

WR 6-2 190

Joined Bears: 1981, FA Born: 12/11/58, Bloomington, MN

Professional: Signed with Bears as free agent 4/20/81 . . . Buffalo '80 . . . waived in training camp.
Collegiate: Three-year letterman from walk-on status . . . honorable mention All-North Central Conference as soph . . . had injured plagued Maverick career . . . in 28 games averaged 18.5 yards on 64 catches, 8 TDs.

Personal: Given name Joseph Paul Noonan . . . prepped at Omaha (Neb.) Ryan High . . . twin brother John WR at Nebraska was drafted 9th by Dolphins '81 . . . urban studies major.

BRAD REID

WR 6-0 174

Joined Bears: 1981, FA Born: 12/23/57, Cedar Rapids, IA

Professional: Signed with Bears as free agent 4/24/81 . . . Seattle '80 free agent . . . waived in training camp.
Collegiate: Second team All-Big Ten, Hawkeyes MVP as junior . . . three-year letterman . . . 47 career receptions for 763 yards . . . as a junior, rushed 10 times for 168 yards and 5 TDs on reverses . . . played first year of collegiate football at Iowa Lakes Community College.

Personal: Given name Bradley Steven Reid . . . lettered in football, wrestling, golf, track, and baseball at Marion (IA) Linn-Mar High . . . twice won PPK&K divisional competition as eight, nine-year old . . . physical education major.

KEN ROSENTHAL

P 5-8½ 178

Joined Bears: 1981, FA Born: 6/15/58, Philadelphia, PA

Professional: Signed with Bears as free agent 4/20/81 . . . St. Louis '80 free agent signed 5/9/80 . . . waived in training camp.
Collegiate: From freshman walk-on to 5th in the nation with a 44.2 yard punting average in '77 . . . four-year letterman . . . teammate of Bear TE Bob Fisher . . . career punting 249/10,289/41.3 . . . 3rd best punter in school history . . . 2nd team All-Southwest Conference as senior.

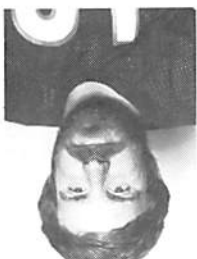
Personal: Given name Kenneth Robert Rosenthal . . . played football, soccer, basketball, baseball at St. Louis Country Day High . . . All-Missouri defensive back . . . also punted and played wide receiver . . . business administration degree.



NOONAN



REID



ROSENTHAL

Interceptions	No.	Yds.	Tkls/Solo	Fum. Rec.	Pass Del.	Tkls/Loss
1980	2	9	145-62	3	5	11-31
1979	1	0	188-117	1	6	6-22
1978	1	12	232-127	1	7	14-39

Singletary's Collegiate Stats

Personal: Given name Michael (NMI) Singletary, youngest of 10 children, received first football uniform as a sophomore at Houston Worth High. Turned his Houston garage into summer weight training facility for neighborhood youth. Expanded to include night session for interested older men. Reads Bible, listens to classical music. Business major.

Collegiate: Consensus Southwest Conference Player-of-the-Year in '79, '80, only junior selected to All-Southwest Conference Team-of-the-70's. Consensus All-American, averaged 15 tackles/game over career. 662 career tackles. Set team record with 232 tackles in '78. Posted 20 tackles-or-more in 4 games: 30-or-more 3 times. Never had less than 10. Finalist in '80 Lombardi Trophy voting. Tri-captain in '79, captain in '80. ABC Player-of-the-Game following 16 solos vs Arkansas; had 11 stops for minus 31 yards. Played in Hula and Japan Bowls.

Professional: 38th player, 5th LB in draft. Bears got that selecting position from San Francisco for a fifth round pick and exchange of second round positions to skip past Vikings.

Joined Bears: 1981, D-2

MIKE SINGLETARY

Year	Interceptions	Tackles/Solo	Fum. Rec.	Pass Del.	Force	Sack-Yards
1980	1	112-63	1	1	3	13-106
1979	2-50	87-58	2	0	2	7-
1977	1-5	46-	0	4	0	2-
Career	4-	246-	3	5	5	22-

MLB 5-11½ 230

Born: 10/9/58, Houston, TX
Baylor

Shupryt's Collegiate Stats

Professional: 317th player selected in draft. 11th Bears' choice.

Collegiate: 1st Team All-Western Athletic Conference. In last game of collegiate career Conference Defensive Player-of-the-Week vs San Diego State: 7 sacks/72 yards, missed previous 3 games with ankle injury. Starter in '77 last half of season. Redshirted in '78 with right knee injury (ligament & cartilage).

Professional: Robert Stanley Shupryt, Jr., 4th of 10 children. Father is brick layer/foreman. All-state FB-LB at Country Club Hills Hillcrest High. Lettered in basketball and track. Recreation major.

Joined Bears: 1981, D-12

BOB SHUPRYT

LB 6-0½ 206

Born: 9/29/58, Chicago, IL
New Mexico

SHUPRYT



SINGLETARY



ZETTEK



Interceptions	No.	Yds.	Tkls/Solo	Fum. Rec.	Pass Def.	Tkls/Loss
1977	1	0	97/45	1	0	3/11
Career	5	21	662/351	6	18	34/103

KEITH VAN HORNE

T 6-6½ 265

Southern Cal

Joined Bears: 1981, D-1

Born: 11/6/57, Mt. Lebanon, PA

Professional: 11th player selected, 1st lineman.

Collegiate: 1980 Outland Trophy runner-up (to Pitt's Mark May) . . . consensus All-America senior year . . . Academic All-Pac 10 last two seasons . . . came to USC in '76 . . . redshirted freshman year after suffering foot injury . . . starting strongside tackle past three years . . . played in Hula Bowl with fellow Bear draftees Mike Singletary, Ken Margerum . . . Trojans 39-7-2 during his four seasons.

Personal: Given name Keith (NMI) Van Horne . . . two-year all conference tight end-defensive lineman at Fullerton (CA) High (former President Nixon's school) . . . center on cage squad . . . 59' in shot put . . . would like to be a disc jockey . . . has done radio work in college . . . played lead in play "Bar None" . . . credits father (John) and brother (Peter, drafted by Cubs '78 as CF, 1B) for much of his success in sports . . . arrived at USC a 230-pound tight end . . . added 35 pounds with weight training . . . parents live in suburban Clarendon Hills (Ill.) where father works as a salesman . . . broadcast major.

SCOTT ZETTEK

DE-DT 6-4½ 240

Notre Dame

Joined Bears: 1981, D-8

Born: 4/13/58, Chicago, IL


Professional: 206th player selected in draft.

Collegiate: AP, Football News 1st team All-America . . . College and Pro Football Newsweekly 2nd team All-America . . . UPI, NEA, Sporting News Honorable Mention All-America . . . keyed ND's 7-0 1980 triumph over Alabama with fumble recovery on Irish 9-yard line . . . ABC Player-of-the-game with 13 tackles, 1 fumble recovery vs Southern Cal . . . left knee surgery 5/12/78 . . . right knee surgery 5/12/79 . . . ranked among top 10 in every NCAA defensive category in '80.

Personal: Given name Scott Charles Zetek . . . prep All-America at Arlington Heights St. Viator . . . Chicago Daily News, Chicago Sun-Times, Chicago Tribune, Champaign News-Gazette All-State . . . 3-year letterman, most valuable player football, wrestling . . . won a split decision in super heavyweight division of boxing tourney at ND . . . psychology major.

Zetek's Collegiate's Stats

	Tackles	Pass Def.	Fum. Rec.	Tkls Loss
1980	70	1	2	17/80
1979	62	0	0	5/34
1978	12	0	1	3/5
1977	51	0	2	10/88
1976	21	0	0	3/5
Career	216	1	5	38/212



FREE AGENT CAPSULES

The following is a compilation of biographical highlights on free agents. Vitals on them may be found in the newcomer roster on page 73:

WR Tim Ehlebracht, North Central . . . had tryouts with San Diego Padres and Cincinnati Reds . . . lettered in football (4), baseball (3), track (2), basketball (1) . . . receiver in wishbone offense first 3 years . . . safety as senior . . . career stats show: 48 tackles, 2 interceptions; 55 receptions, 945 yards, 17.2 average, 3 TDs; 24 punt returns, 186 yards, 7.8 average, 1 TD . . . all-CCIW as junior; honorable mention all-CCIW on defense as senior . . . MVP, all-CCIW with .426 average (CF) as junior . . . NCAA Division III 2nd team all-America with .425 average (CF) as senior . . . threw the javelin 185'4" as junior, 193'5" as senior . . . Central's outstanding scholar-athlete as junior, senior . . . inspiration for sports from older brother Tom who was a star athlete and is now a quadriplegic CPA . . . lettered in football, baseball and participated in track at Homewood-Flossmoor High . . . honorable mention all-state in football . . . played in AA all-star game. **TE John Geske**, St. Joseph's . . . two-year all-conference player at Rensselaer (IN) St. Joseph's . . . two-year totals show: 66 receptions, 830 yards, 12.6 average, 7 TDs . . . began his collegiate career at Palatine (IL) Harper Junior College . . . started the first 5 games as a sophomore at Harper before breaking a finger . . . returned to make 7 receptions in Midwest Bowl . . . played football as a freshman at Wheeling (IL) High, then took up diving. **C Jay Hilgenberg**, Iowa . . . UPI honorable mention all-America . . . 1st team all-Big Ten . . . played in Blue Jay Game, Japan and Hula Bowls . . . nephew of Vikings Wally Hilgenberg who has retired. **WR Scott McGhee**, Eastern Illinois . . . four-year letterman . . . all-Mid Continent Conference as junior . . . 2nd team AP Division II all-America as senior . . . four-year totals show: 109 receptions, 1,920 yards, 27 TDs . . . most valuable player in '78 national championship, '80 Zia Bowl . . . 9 receptions, 167 yards, 3 TDs vs Southern Illinois . . . prepped at Orland Park (IL) Sandburg High. **DE-LB Ryan Mullaney**, Nevada-Las Vegas . . . was in the Vikings' '79, '80 training camps . . . brother of Viking defensive end Mark Mullaney . . . defensive captain at Nevada-Las Vegas . . . two-year letterman . . . began his collegiate career at Colorado State . . . then had one year at Colorado . . . played football, basketball, and baseball at Denver George Washington High School. **WR Mike Pinckney**, Northern Illinois . . . 2nd team all-Mid America Conference . . . quad-captain . . . two-year Huskie totals show: 64 receptions, 993 yards, 4 TDs; 35 kickoff returns, 807 yards, 1 TD; 49 punt returns, 360 yards . . . junior college transfer from Pratt (KS) Community College . . . prepped at Washington (DC) Roosevelt High. **WR Todd Sheets**, Northwestern . . . captain and most valuable player . . . 2nd team all-Big Ten and honorable mention all-America . . . four-year letterman . . . 11 receptions for 213 yards tied a Big Ten single game record . . . National Honor Society at Neenah (IN) Northwest High. **RB Nate Simpson**, Tennessee State . . . played for the Packers 1977-79 . . . drafted on the fifth round by the Packers in '77 . . . 121 yards rushing versus Lions 10-14-79 . . . had 5 starts . . . waived 9-9-77 . . . resigned 9-26-77 . . . state's top rusher as senior with 549 yards . . . prepped at Nashville East High.

1980 FINAL STANDINGS

AMERICAN FOOTBALL CONFERENCE

Eastern Division						
	W	L	T	Pct.	Pts.	OP
* Buffalo	11	5	0	.688	320	260
New England	10	6	0	.625	441	325
Miami	8	8	0	.500	266	305
Baltimore	7	9	0	.438	355	387
N.Y. Jets	4	12	0	.250	302	395
Central Division						
	W	L	T	Pct.	Pts.	OP
* Cleveland	11	5	0	.688	357	310
# Houston	11	5	0	.688	295	251
Pittsburgh	9	7	0	.563	352	313
Cincinnati	6	10	0	.375	244	312
Western Division						
	W	L	T	Pct.	Pts.	OP
* San Diego	11	5	0	.688	418	327
# Oakland	11	5	0	.688	364	306
Kansas City	8	8	0	.500	319	336
Denver	8	8	0	.500	310	323
Seattle	4	12	0	.250	291	408

NATIONAL FOOTBALL CONFERENCE

Eastern Division						
	W	L	T	Pct.	Pts.	OP
* Philadelphia	12	4	0	.750	384	222
# Dallas	12	4	0	.750	454	311
Washington	6	10	0	.375	261	293
St. Louis	5	11	0	.313	299	350
N.Y. Giants	4	12	0	.250	249	425
Central Division						
	W	L	T	Pct.	Pts.	OP
* Minnesota	9	7	0	.563	317	308
Detroit	9	7	0	.563	334	272
Chicago	7	9	0	.438	304	264
Tampa Bay	5	10	1	.344	231	371
Green Bay	5	10	1	.344	271	341
Western Division						
	W	L	T	Pct.	Pts.	OP
* Atlanta	12	4	0	.750	405	272
# Los Angeles	11	5	0	.688	424	289
San Francisco	6	10	0	.375	320	415
New Orleans	1	15	0	.063	291	487

* Division Champion; # Wild Card for playoffs

Final 1980 Statistics

TEAM STATISTICS

	BEARS	OPPONENTS
TOTAL FIRST DOWNS	286	285
Rushing	139	111
Passing	121	149
Penalty	26	25
Third Down: Made/Att.	105/248	98/236
Third Down Efficiency	.423	.415
TOTAL NET YARDS	4835	4907
Avg. Per Game	302.2	306.7
Total Plays	1016	1003
Avg. Per Play	4.8	4.9
NET YARDS RUSHING	2440	2015
Avg. Per Game	152.5	125.9
Total Rushes	579	506
NET YARDS PASSING	2395	2892
Avg. Per Game	149.7	180.8
Tackled/Yards Lost	33/274	46/379
Gross Yards	2669	3271
Attempts/Completions	404/209	451/238
Pct. of Completions	51.7	52.8
Had Intercepted	25	17
PUNTS/AVERAGE	79/40.6	82/39.0
NET PUNTING AVERAGE	32.8	34.6
PENALTIES/YARDS	100/842	129/1109
FUMBLES/BALLS LOST	23/14	32/14
TOUCHDOWNS	38	32
Rushing	22	10
Passing	13	20
Returns	3	2
TOTAL POINTS	304	264

RECEIVING

PLAYER	NO.	YDS.	AVG.	LG	TD
Scott	36	696	19.3	64	3
Watts	22	444	20.2	89	2
Baschnagel	28	396	14.1	37	2
Payton	46	367	8.0	54	1
Earl	18	223	12.4	28	3
Fisher	12	203	16.9	56	2
Williams	22	132	6.0	18	0
Haines	4	83	20.8	18	0
Suhey	7	60	8.6	21	0
Harper	7	31	4.4	16	0
Skibinski	5	18	3.6	8	0
Cobb	2	16	8.0	9	0
BEARS TOTAL	209	2669	12.8	89	13
Opp. Total	238	3271	13.7	76	20

RUSHING

PLAYER	NO.	YDS.	AVG.	LG	TD
Payton	317	1460	4.6	69	6
Harper	113	404	3.6	13	5
Evans	60	306	5.1	58	8
McClendon	10	88	8.8	48	1
Williams	26	57	2.2	14	0
Skibinski	13	54	4.2	8	0
Suhey	22	45	2.0	10	0
Phipps	15	38	2.5	9	2
Parsons	2	4	2.0	4	0
Watts	1	-16	-16.0	-16	0
BEARS TOTAL	579	2440	4.2	69	22
Opp. Total	506	2015	4.0	56	9

SCORING

PLAYER	TDR	TDP	TORT	PAT	FG	\$	TP
Thomas	0	0	0	35-37	13-18	0	74
Evans	8	0	0	0-0	0-0	0	48
Payton	6	1	0	0-0	0-0	0	42
Harper	5	0	0	0-0	0-0	0	30
Scott	0	3	0	0-0	0-0	0	18
Earl	0	3	0	0-0	0-0	0	18
Phipps	2	0	0	0-0	0-0	0	12
Fisher	0	2	0	0-0	0-0	0	12
Watts	0	2	0	0-0	0-0	0	12
Baschnagel	0	2	0	0-0	0-0	0	12
Page	0	0	1	0-0	0-0	1	8
Williams	0	0	1	0-0	0-0	0	6
Walterscheid	0	0	1	0-0	0-0	0	6
McClendon	1	0	0	0-0	0-0	0	6
BEARS TOTAL	22	13	3	35-37	13-18	1	304
Opp. Total	10	20	2	30-30	14-27	0	264

PUNT RETURNS

PLAYER	NO.	FC	YDS.	AVG.	LG	TD
Walterscheid	33	11	239	7.2	25	0
Watts	2	0	20	10.0	11	0
Suhey	1	0	4	4.0	4	0
Lusby	4	1	14	3.5	14	0
Plank	1	0	0	0.0	0	0
BEARS TOTAL	41	12	277	6.8	25	0
Opp. Total	46	7	415	9.0	56	0

PLACE KICKING

FIELD GOALS	1-19	20-29	30-39	40-49	50+	TOTAL
Thomas	1-1	5-5	4-8	3-4	0-0	13-18
BEARS TOTAL	1-1	5-5	4-8	3-4	0-0	13-18
Opp. Total	1-2	7-8	3-8	3-8	0-1	14-27
Thomas FGs Made & Missed: (42, 34) (37, 34, 38)						
() (28) (30, 32, 44, 29) () (18) (30, 47) (35) () (27, 22) (41) (24) () () ()						

INTERCEPTIONS

PLAYER	NO.	YDS.	AVG.	LG	TD
Walterscheid	4	84	21.0	36	1
Campbell	3	36	12.0	15	0
Wilson	2	4	2.0	4	0
Muckensturm	2	2	1.0	2	0
Plank	1	20	20.0	20	0
Hicks	1	8	8.0	8	0
Fencik	1	8	8.0	8	0
Schmidt	1	0	0.0	0	0
Page	1	0	0.0	0	0
Ellis	1	0	0.0	0	0
BEARS TOTAL	17	162	9.5	36	1
Opp. Total	25	161	6.4	41	1

KICKOFF RETURNS

PLAYER	NO.	YDS.	AVG.	LG	TD
Williams	27	666	24.7	95	1
Suhey	19	406	21.4	31	0
Fisher	3	32	10.7	15	0
Watts	1	12	12.0	12	0
Walterscheid	1	12	12.0	12	0
McClendon	1	11	11.0	11	0
Earl	1	11	11.0	11	0
Herron	1	5	5.0	5	0
Haines	1	0	0.0	0	0
Ulmer	1	-2	-2.0	-2	0
BEARS TOTAL	56	1153	20.6	95	1
Opp. Total	58	1251	21.6	54	0

SCORE BY PERIODS

TEAMS	1	2	3	4	OT	TOTAL
BEARS	51	77	77	93	6	304
Opp. Total	57	79	51	68	9	264

PUNTING

PLAYER	NO.	YDS.	AVG.	TB IN 20	LG	BLK.
Parsons	79	3207	40.6	10	16	61
BEARS TOTAL	79	3207	40.6	10	16	61
Opp. Total	82	3197	39.0	4	16	65

PASSING

PLAYER	ATT.	COMP.	YARDS	PCT.	AVG./ATT.	TD	PCT.	TD	INT.	PCT.	INT.	LG	LOST/ATT.	RATING
Evans	278	148	2039	53.2	7.33	11	4.0	16	5.8	89	26/205			66.1
Phipps	122	61	630	50.0	5.16	2	1.6	9	7.4	56	7/69			39.8
Payton	3	0	0	0.0	0.00	0	0.0	0	0.0	0	0/0			39.6
Parsons	1	0	0	0.0	0.00	0	0.0	0	0.0	0	0/0			39.6
BEARS TOTAL	404	209	2669	51.7	6.61	13	3.2	25	6.2	89	33/274			57.6
Opp. Total	451	238	3271	52.8	7.25	20	4.4	17	3.8	76	46/379			75.1

UNOFFICIAL DEFENSIVE STATISTICS

PLAYER	TOTAL	SOLO	ASST.	FUM. REC.	PASS DEF.	FORCE FUM.	BLK. KICK	TACKLED FOR/LOSS	SACK/YARDS
Fencik	125	94	31	3	8	0	0	4/6	1/0
Campbell	121	88	33	2	3	1	0	2/4	3/16
Muckensturm	120	101	19	1	1	0	0	2/2	3/21
Hicks	107	83	24	0	1	0	0	3/8	1/5
Plank	81	53	28	3	0	2	0	1/1	0/0
Hampton	73	56	17	0	1	2	0	1/2	11½/108½
Walterscheid	71	53	18	1	1	2	0	1/3	1/15
Page	68	50	18	2	4	0	4	4/8	9½/66½
Hartenstine	66	54	12	0	4	1	0	3/8	6/61
Osborne	65	54	11	2	5	1	1	6/11	8/70
Schmidt	56	47	9	1	20	2	0	1/2	0/0
Ellis	48	45	3	0	10	0	0	0/0	0/0
Kunz	26	23	3	0	0	0	0	0/0	0/0
Wilson	15	13	2	0	0	0	0	1/2	2/18
Shearer	15	12	3	0	0	0	0	0/0	0/0
Harris	11	9	2	0	0	0	1	1/2	0/0
Rydalch	10	8	2	0	0	0	0	0/0	0/0
Gaines	7	6	1	0	1	0	0	0/0	0/0
Herron	5	5	0	0	2	0	0	0/0	0/0
Hoke	5	2	3	0	0	0	0	0/0	0/0
Becker	4	4	0	1	0	1	0	0/0	0/0
Lusby	2	2	0	0	0	0	0	0/0	0/0

1980 AT A GLANCE

GAME ONE @ Green Bay Packers 12, Bears 6 (ot)

9/7/80; Tix Dist. 56,191; Actual 54,381
CHICAGO 3 0 3 0 0 — 6
GREEN BAY 0 6 0 0 6 — 12
BEARS — Bob Thomas 42-yd FG 7:19 elapsed;
PACK — Chester Marcol 41-yd FG 2:21; PACK —
Marcol 46-yd FG 15:00; BEARS — 34-yd Thomas
FG 3:37; PACK — Marcol 25-yd run with blocked
FG attempt 6:00.

Team Statistics	Packers	Bears
First Downs	12	18
Total Net Yards	214	268
Rushes/Net Yards	30-114	43-101
Net Passing	100	167
Pass Attempts/Completions	22-10	30-17
Had Intercepted	1	3
Punts/Average	8-38.6	5-35.6
Return Yardage	145	115
Penalties/Yards	9-75	8-64
Fumbles/Lost	0-0	2-1
Possession Time	27:13	38:54

RUSHING

BEARS — Walter Payton 31-65; Dave Williams
7-19; John Skibinski 5-17.
PACKERS — Eddie Lee Ivory 15-73; Terrell
Middleton 7-16; Aundra Thompson 1-16; Steve
Atkins 6-9; Lynn Dickey 1-0.

RECEIVING

BEARS — James Scott 5-59; Brian Baschnagel
5-58; Payton 4-38; Mike Cobb 2-16; Skibinski
1-3.
PACKERS — James Lofton 5-77; Paul Coffman
3-32; Thompson 1-21; Middleton 1-8.

PASSING

BEARS — Mike Phipps 17 of 30 for 174, 0 TD, 3
int.
PACKERS — Dickey 10 of 22 for 138, 0 TD, 1
int.

INTERCEPTIONS

BEARS — Gary Campbell 1 for 0.
PACKERS — Johnnie Gray 1 for 15; MC McCoy 1
for 0; Wylie Turner 1 for 0.

SACKS

BEARS — Alan Page 3 for 27; Mike Hartenstine 1
for 12.
PACKERS — Mike Hunt 1 for 7.

Chester Marcol went from goat to hero faster than
you can say it when he returned his blocked (by Alan
Page) field goal attempt 25 yards for a TD to upset
the Bears 12-6 in overtime. Page blocked the Packer

kicker's 34-yard try but the ball landed in Marcol's
hands on the flying rebound.

Committing 4 turnovers and 8 penalties, the
Bears had the ball in Packer territory on 7 of their 9
possessions but settled for 2 FGs.

A holding penalty on the overtime kickoff put the
Bears in a 10-yardline hole. Chicago punted from its
own 3 on its only overtime possession. A 32-yard
Dickey to Lofton pass set up Marcol's heroics. WR
Rickey Watts left the game in the first quarter with
an ankle sprain.

GAME TWO @ Chicago Bears 22, Saints 3

9/14/80; Tix Dist. 64,154; Actual 62,523.
NEW ORLEANS 3 0 0 0 — 3
CHICAGO 10 3 2 7 — 22
BEARS — Bob Thomas 37-yd FG 6:23 elapsed;
SAINTS — Russell Erxleben 26-yd FG 11:45;
BEARS — Bob Fisher 56-yd pass from Mike Phipps
(Thomas kick) 14:19; BEARS — Thomas 34-yd FG
13:08; BEARS — Alan Page safety, sacked Archie
Manning in endzone 13:11; BEARS — Walter
Payton 69-yd run (Thomas kick) 9:54.

Team Statistics	Saints	Bears
First Downs	13	15
Total Net Yards	219	333
Rushes/Net Yards	22-91	37-218
Net Passing	128	115
Pass Attempts/Completions	31-17	24-7
Had Intercepted	2	0
Punts/Average	8-33.9	6-35.8
Return Yardage	111	65
Penalties/Yards	11-74	2-24
Fumbles/Lost	1-0	1-1
Possession Time	30:05	29:55

RUSHING

BEARS — Payton 18-183; Phipps 5-15; John
Skibinski 1-8; Dave Williams 7-7; Matt Suhey
6-5.
SAINTS — Chuck Muncie 13-79; Manning 2-10;
Tony Galbreath 6-3; Wayne Wilson 1-1.

RECEIVING

BEARS — Fisher 1-56; Payton 3-26; James Scott
2-24; Suhey 1-9.
SAINTS — Ike Harris 5-75; Larry Hardy 4-45;
Wes Chandler 4-34; Galbreath 4-26.

PASSING

BEARS — Phipps 7 of 24 for 115, 1 TD, 0 int.
SAINTS — Manning 15 of 27 for 168, 0 TD, 2 int.;
Guy Benjamin 2 of 4 for 12, 0 TD, 0 int.

INTERCEPTIONS

BEARS — Lenny Walterscheid 1 for 3; Otis Wilson 1 for 0.

SAINTS — None.

SACKS

BEARS — Dan Hampton 3 for 34; Page 2 for 10; Mike Hartenstein 1 for 4.

SAINTS — None.

With an impressive defensive display that limited the Saints to 219 yards and chalked up 6 sacks, the Bears won their 5th straight home opener.

The 62,523 in attendance set a new home in-house record as the Bears made all the big plays.

Mike Phipps fed rookie TE Bob Fisher with his 1st big league reception and the 12th round pick from SMU turned it into a 56-yard TD.

Walter Payton's game-clincher in the 4th covered 69 yards—his longest pro scoring run. Payton also had a 61-yard run as the 6-year veteran enjoyed his biggest day of 1980. His 10.2 yards per tote established a personal career high.

DT Alan Page tied an NFL record with his 3rd career safety.

GAME THREE @ Chicago Vikings 34, Bears 14

9/21/80; Tix Dist. 64,154; Actual 59,983.

MINNESOTA 14 7 7 6 — 34

CHICAGO 0 0 0 14 — 14

VIKINGS — Ahmad Rashad 76-yd pass from Tommy Kramer (Rick Danmeier kick) 5:49 elapsed;

VIKINGS — Tom Hannon 41-yd interception return (Danmeier kick) 6:19; VIKINGS — Ted Brown 55-yd run (Danmeier kick) 2:56; VIKINGS — Brown 1-yd run (Danmeier kick) 9:29; BEARS — Vince Evans

1-yd run (Bob Thomas kick) :47; BEARS — Rickey Watts 89-yd pass from Evans (Thomas kick) 5:03;

VIKINGS — Robert Miller 27-yd run (Danmeier kick) 10:41.

Team Statistics	Vikings	Bears
First Downs	12	16
Total Net Yards	282	266
Rushes/Net Yards	38-161	25-93
Net Passing	121	173
Pass Attempts/Completions	17-8	40-17
Had Intercepted	1	2
Punts/Average	8-37.2	9-40.2
Return Yardage	142	138
Penalties/Yards	11-106	4-49
Fumbles/Lost	2-0	2-1
Possession Time	29:38	30:22

RUSHING

BEARS — Walter Payton 16—39; Evans 4—33; Willie McClendon 1—9; John Skibinski 2—9; Matt Suhey 2—3.

VIKINGS — Brown 22—113; Miller 6—27; Rickey

Young 10—21.

RECEIVING

BEARS — Watts 2—104; Brian Baschnagel 2—45; Kris Haines 2—34; Payton 4—14; Robin Earl 1—8; Bob Fisher 1—7; Skibinski 3—7; Dave Williams 1—5; Suhey 1—0.

VIKINGS — Rashad 1—76; Young 2—26; Joe Senser 1—19; Brown 2—13; Sammy White 1—10; Bob Tucker 1—7.

PASSING

BEARS — Mike Phipps 3 of 6 for 20, 0 TD, 1 int.; Evans 14 of 34 for 204, 1 TD, 1 int.

VIKINGS — Tommy Kramer 8 of 17 for 151, 1 TD, 1 int.

INTERCEPTIONS

BEARS — Terry Schmidt 1 for 0.

VIKINGS — Hannon 1 for 41; Matt Blair 1 for 0.

SACKS

BEARS — Jim Osborne 2 for 19; Alan Page 2 for 6; Mike Hartenstein 1 for 5.

VIKINGS — Randy Holloway 2 for 19; Doug Sutherland 2 for 11; John Turner 1 for 13; Mark Mullaney 1 for 8.

Playing long ball at Chicago, the Vikings ran up a 28-point lead and coasted home.

Four of the 5 Minnesota TD plays covered 27 or more yards. The Vikes converted a 3rd & 10 situation into a 76-yard TD pass on their 2nd possession. Tommy Hannon turned Mike Phipps 4th pass attempt into a 2nd Viking TD.

Relieving Phipps for the 1st time in the season, Vince Evans inherited a 14-0 deficit as he entered the game to start the 2nd quarter.

Expecting pass, the Vikes sacked Evans 5 times as Chicago tried to come back.

His 4th quarter 89-yard connection to Rickey Watts was the longest completion in an NFL game at Soldier Field since the Bears moved there for the '71 season.

GAME FOUR @ Pittsburgh Steelers 38, Bears 3

9/28/80; Tix Dist. 54,000; Actual 53,987.

CHICAGO 3 0 0 0 — 3

PITTSBURGH 7 17 7 7 — 38

BEARS — Bob Thomas 28-yd FG 7:17 elapsed;

STEELERS — Jim Smith 21-yd pass from Terry Bradshaw (Matt Bahr kick) 8:46; STEELERS — Bahr 20-yd FG 2:06; STEELERS — Smith 29-yd pass

from Bradshaw (Bahr kick) 9:55; STEELERS — Smith 23-yd pass from Bradshaw (Bahr kick) 14:24;

STEELERS — Bennie Cunningham 2-yd pass from Bradshaw (Bahr kick) 9:22; STEELERS — Franco Harris 9-yd pass from Cliff Stoudt (Bahr kick)

4:39.

Team Statistics	Steelers	Bears
First Downs	23	13
Total Net Yards	443	200
Rushes/Net Yards	38-163	26-99
Net Passing	280	101
Pass Attempts/Completions	27-17	27-12
Had Intercepted	1	4
Punts/Average	2-33.0	4-38.5
Return Yardage	91	143
Penalties/Yards	6-46	7-46
Fumbles/Lost	2-1	3-3
Possession Time	32:47	27:13

RUSHING

BEARS — Walter Payton 12-60; Matt Suhey 7-14; Mike Phipps 4-11; Vince Evans 1-7; Willie McClendon 2-7.
STEELERS — Harris 12-73; Greg Hawthorne 12-39; Rocky Bleier 3-21; Frank Pollard 4-16; Stoudt 2-12; Russell Davis 3-12; Lynn Swann 1-4; Bradshaw 1-6.

RECEIVING

BEARS — Brian Baschnagel 3-48; Suhey 3-36; Payton 3-32; Dave Williams 3-16.
STEELERS — Smith 6-131; Hawthorne 3-54; Cunningham 3-54; Swann 3-33; Harris 1-9; Randy Grossman 1-6.

PASSING

BEARS — Phipps 10 of 20 for 108, 0 TD, 1 int.; Evans 2 of 7 for 24, 0 TD, 3 int.
STEELERS — Bradshaw 12 of 19 for 217, 4 TDs, 1 int.; Stoudt 5 of 8 for 70, 1 TD, 0 int.

INTERCEPTIONS

BEARS — Gary Campbell 1 for 14.
STEELERS — Mike Wagner 3 for 0; J.T. Thomas 1 for 0.

SACKS

BEARS — Campbell 1 for 7.
STEELERS — Robin Cole 1 for 12; John Banaszak 1 for 10; Tom Beasley 1 for 9.

Down 3-0 after the Bears went 69 yards in 12 plays the first time they touched the ball, Pittsburgh played opportunistic.

Bear turnovers and a blocked punt launched them on 4 of their 6 scoring drives.

LB Gary Campbell's interception and return to the Steeler 19 with 2 minutes remaining in the 1st half gave the Bears an opportunity to climb from a 17-3 hole. However, a rare Walter Payton fumble on the ensuing play ended that threat.

In relief of Phipps in the 4th quarter, Vince Evans had 3 of his 7 passes intercepted.

GAME FIVE @ Chicago Bears 23, Buccaneers 0

10/6/80; Tix Dist. 64,154; Actual 61,350.

TAMPA BAY	0	0	0	0	—	0
CHICAGO	0	3	10	10	—	23
BEARS — Bob Thomas 30-yd FG 10:23 elapsed;						
BEARS — Mike Phipps 5-yd run (Thomas kick) 6:49; BEARS — Thomas 44-yd FG 12:06;						
BEARS — Thomas 29-yd FG 8:15; BEARS — Phipps 1-yd run (Thomas kick) 14:24.						

Team Statistics	Buccaneers	Bears
First Downs	13	18
Total Net Yards	147	273
Rushes/Net Yards	24-79	45-173
Net Passing	68	100
Pass Attempts/Completions	32-11	21-10
Had Intercepted	1	0
Punts/Average	8-37.1	6-45.7
Return Yardage	131	60
Penalties/Yards	9-90	8-95
Fumbles/Lost	2-2	2-1
Possession Time	25:37	34:23

RUSHING

BEARS — Walter Payton 28-133; Dave Williams 6-17; Phipps 5-11; Roland Harper 4-9; Matt Suhey 2-3.
BUCCANEERS — Jerry Eckwood 10-28; Rickey Bell 9-25; Chuck Fusina 1-14; Doug Williams 3-10; Gary Davis 1-2.

RECEIVING

BEARS — Brian Baschnagel 1-37; James Scott 2-34; Bob Fisher 1-21; Payton 4-14; Williams 1-4; Rickey Watts 1-0.
BUCCANEERS — Gordon Jones 3-62; Bell 3-14; Eckwood 1-13; Gary Davis 2-11; Jimmie Giles 1-5; John Davis 1-2.

PASSING

BEARS — Phipps 10 of 21 for 110, 0 TD, 0 int.
BUCCANEERS — Williams 9 of 28 for 89, 0 TD, 0 int.; Fusina 2 of 4 for 18, 0 TD, 1 int.

INTERCEPTIONS

BEARS — Alan Page 1 for 0.
BUCCANEERS — None.

SACKS

BEARS — Dan Hampton 2 for 16; Page 1 for 13; Jim Osborne 1 for 10; Gary Campbell 1 for 0.
BUCCANEERS — David Logan 1 for 10.

Posting the 9th shutout in 11 seasons of Monday night football, the Bears held the Bucs to 39 net second half yards.

Chicago converted a pair of 4th down situations on route to its 1st FG drive of 45 yards—the key play a 13-yard 4th down pick up pass from Mike Phipps to James Scott.

Alan Page's block of Garo Yepremian's FG attempt and a Gary Fencik fumble recovery stopped a pair of 1st half Buc drives preserving the 3-0 halftime lead.

Phipps hit Brian Baschnagel with a 37-yard strike from a 3rd and 13 predicament setting up the game's 1st TD. Held to 8 rushing yards before that point, Walter Payton picked up 125 in the game's last 21:11 running with RB Roland Harper for the first time since the 1978 finale.

Page was awesome in the victory. In addition to his key blocked FG, he had a sack, recovered a fumble, broke up 2 passes and intercepted 1 to set up the game's last TD. He and special teams coach Hank Kuhlmann got the game balls.

GAME SIX @ Minnesota

Vikings 13, Bears 7

10/12/80; Tix Dist. 48,446; Actual 46,751.

CHICAGO 0 0 7 0 — 7
MINNESOTA 3 0 3 7 — 13
VIKINGS — Rick Danmeier 35-yd FG 6:03 elapsed;
VIKINGS — Danmeier 37-yd FG 9:05; BEARS —
Robin Earl 3-yd pass from Mike Phipps (Bob
Thomas kick) 13:34; VIKINGS — Ted Brown 1-yd
run (Danmeier kick) 3:47.

Team Statistics	Vikings	Bears
First Downs	16	12
Total Net Yards	236	234
Rushes/Net Yards	34-92	38-161
Net Passing	144	73
Pass Attempts/Completions	33-15	20-12
Had Intercepted	1	4
Punts/Average	7-38.4	5-41.8
Return Yardage	73	95
Penalties/Yards	7-51	6-54
Fumbles/Lost	2-1	3-2
Possession Time	29:50	30:10

RUSHING

BEARS — Walter Payton 23-102; Roland Harper
11-58; Matt Suhey 1-2; Mike Phipps 1-1; Bob
Parsons 1-0; Dave Williams 1-2.
VIKINGS — Brown 15-62; Rickey Young 15-28;
Tommy Kramer 4-2.

RECEIVING

BEARS — Rickey Watts 3-37; James Scott 2-31;
Harper 2-18; Brian Baschnagel 1-5; Earl 1-3;
Payton 3-1.
VIKINGS — Ahmad Rashad 4-48; Sammy White
2-34; Terry LeCount 2-28; Brown 4-25; Bob
Tucker 2-24; Joe Senser 1-4.

PASSING

BEARS — Phipps 12 of 19 for 83, 1 TD, 4 int.;
Vince Evans 0 of 1 for 0, 0 TD, 0 int.
VIKINGS — Kramer 15 of 32 for 155, 0 TD, 1 int.;
Senser 0 of 1 for 0, 0 TD, 1 int.

INTERCEPTIONS

BEARS — Lenny Walterscheid 1 for 0.
VIKINGS — John Turner 3 for 3; Nate Wright 1 for
10.

SACKS

BEARS — Dan Hampton 1 for 9; Jim Osborne 1 for
4.

VIKINGS — Fred McNeill 1 for 10.

Minnesota turned 6 Bear turnovers into its 9th
consecutive victory over Chicago in Metropolitan
Stadium.

Ten of the Vikings points were set by Bear
bobbles. A low punt snap Bob Parsons couldn't
handle gave Minnesota possession on the Chicago
24 leading to the first 3 points. Mike Phipps' fumble
on a blind-side sack by Fred McNeill set up the
20-yard winning TD drive.

In his last start of the season, Phipps was
intercepted 4 times—the last 2 ending the Bears'
last possessions. A 3rd stopped the Bears in the 1st
half at the Viking 17.

The lone Bear TD drive went 67 yards in 10 plays
with the big gainers a 10-yard run by Roland Harper
and 11- & 13-yard Phipps-James Scott passes.

GAME SEVEN @ Chicago

Bears 24, Lions 7

10/19/80; Tix Dist. 64,154; Actual 58,508.

DETROIT 0 0 0 7 — 7
CHICAGO 7 3 7 7 — 24
BEARS — Vince Evans 1-yd run (Bob Thomas kick)
5:24 elapsed; BEARS — Thomas 18-yd FG 15:00;
BEARS — Roland Harper 4-yd run (Thomas kick)
1:49; LIONS — Leonard Thompson 34-yd pass
from Gary Danielson (Ed Murray kick) 2:51;
BEARS — James Scott 64-yd pass from Evans
(Thomas kick) 5:28.

Team Statistics	Lions	Bears
First Downs	13	16
Total Net Yards	241	341
Rushes/Net Yards	22-65	50-170
Net Passing	176	171
Pass Attempts/Completions	27-15	8-5
Had Intercepted	0	1
Punts/Average	5-43.0	4-38.3
Return Yardage	77	36
Penalties/Yards	10-80	3-15
Fumbles/Lost	4-1	1-1
Possession Time	25:03	34:57

RUSHING

BEARS — Walter Payton 27-101; Harper 15-47;
Evans 5-15; Matt Suhey 1-4; Dave Williams
2-3.
LIONS — Billy Sims 14-53; Danielson 4-9; Rick
Kane 1-3; Dexter Bussey 3-0.

RECEIVING

BEARS — Scott 3-140; Brian Baschnagel 1-16;
Rickey Watts 1-16.
LIONS — Bussey 4-42; Fred Scott 2-39; Leonard

Thompson 1-34; Jesse Thompson 2-33; David Hill 3-31; Sims 3-24.

PASSING

BEARS — Evans 5 of 8 for 172, 1 TD, 1 int.
LIONS — Danielson 15 of 27 for 203, 1 TD, 1 int.

INTERCEPTIONS

BEARS — None.
LIONS — Jimmy Allen 1 for 0.

SACKS

BEARS — Dan Hampton 1 for 15; Otis Wilson 1 for 7; Tom Hicks 1 for 5.
LIONS — Al Baker 1 for 1.

Making his 1st start since 9/30/79, Vince Evans produced a game-ball performance while the Bear defense shut down the NFL's number 1 offense with 241 yards in a Bear upset.

DT Jim Osborne also got a game ball after setting up the 1st TD of the day by recovering a Billy Sims fumble at the Lion 29 and then blocking an Eddie Murray FG try on Detroit's 3rd possession.

Chicago used up the last 7:07 of the first half on its 85-yard FG drive—all but 32 of them coming on the ground. The Bears got 15 on a roughing penalty and 17 on the only completion of the 1st half.

Evans' 21.5 yards per pass attempt was the NFL's highest in 2 seasons. In addition to his TD bomb to James Scott, the 2 combined on a 59-yard connection that set up the 2nd Chicago TD to open the 2nd half.

GAME EIGHT @ Philadelphia

Eagles 17, Bears 14

10/26/80; Tix Dist. 71,476; Actual 68,752.

CHICAGO 0 0 14 0 — 14
PHILADELPHIA 7 0 7 3 — 17

EAGLES — Billy Campfield 2-yd pass from Ron Jaworski (Tony Franklin kick) 14:59 elapsed;

EAGLES — Louie Giammona 2-yd pass from Jaworski (Franklin kick) 5:53; BEARS — Roland Harper 1-yd run (Bob Thomas kick) 12:32; BEARS — Vince Evans 3-yd run (Thomas kick) 14:59; EAGLES — Franklin 18-yd FG 12:58.

Team Statistics Eagles Bears

First Downs	21	17
Total Net Yards	305	238
Rushes/Net Yards	36-138	35-132
Net Passing	167	106
Pass Attempts/Completions	26-15	18-10
Had Intercepted	0	2
Punts/Average	2-40.5	3-44.7
Return Yardage	95	63
Penalties/Yards	7-67	6-55
Fumbles/Lost	2-1	0-0
Possession Time	33:26	26:34

RUSHING

BEARS — Walter Payton 17-79; Harper 10-30; Evans 8-23.
EAGLES — Giammona 19-79; Leroy Harris 11-47; Jaworski 3-14; Campfield 1- -1; Joe Pisarcik 2- -1.

RECEIVING

BEARS — Robin Earl 3-60; James Scott 3-26; Bob Fisher 1-15; Payton 2-8; Rickey Watts 1-4.
EAGLES — Keith Kreple 3-47; Charles Smith 2-38; Wally Henry 2-31; Harold Carmichael 2-29; Rodney Parker 1-20; Giammona 4-13; Campfield 1-2.

PASSING

BEARS — Evans 10 of 18 for 113, 0 TD, 2 int.
EAGLES — Jaworski 7 of 14 for 73, 2 TD, 0 int.; Pisarcik 7 of 11 for 80, 0 TD, 0 int.; Giammona 1 of 1 for 27, 0 TD, 0 int.

INTERCEPTIONS

BEARS — None.
EAGLES — Brenard Wilson 1 for 0; Randy Logan 1 for 16.

SACKS

BEARS — Mike Hartenstein 1 for 9; Jerry Muckenturm 1 for 4.
EAGLES — Claude Humphrey ½ for 3½; Carl Hairston ½ for 3½.

For the 2nd time in 2 years, the Bears left Veterans Stadium with an empty feeling after a pair of controversial pass interference plays against Chicago contributed to the game's outcome.

On the last possession of the 1st half, WR James Scott was flagged nullifying a 66-yard TD pass. Then on the last Eagle possession of the game, CB Allan Ellis was flagged in the endzone leading to the game winning FG.

Five consecutive Vince Evans completions highlighted the last Bear drive that started with 1:54 left on the 20. But Bob Thomas' 47-yard FG try was short with 9 seconds left.

Chicago's 2 TDs came 2½ minutes apart. The 1st drive went 68 yards in 11 plays aided by a roughing the passer penalty; the 2nd, 21 in 5 following DT Jim Osborne's Louie Giammona fumble recovery.

GAME NINE @ Cleveland

Browns 27, Bears 21

11/3/80; Tix Dist. 84,225; Actual 83,224.

CHICAGO 0 0 7 14 — 21
CLEVELAND 3 7 3 14 — 27

BROWNS — Don Cockroft 23-yd FG 6:57 elapsed; BROWNS — Reggie Rucker 4-yd pass from Brian Sipe (Cockroft kick) 14:03; BROWNS — Cockroft 42-yd FG 6:12; BEARS — Vince Evans 7-yd run (Bob Thomas kick) 13:50; BROWNS — Mike Pruitt

1-yd run (Cockroft kick) 7:31; BEARS — Brian Baschnagel 17-yd pass from Evans (Thomas kick) 10:15; BROWNS — M. Pruitt 56-yd run (Cockroft kick) 11:25; BEARS — Robin Earl 6-yd pass from Evans (Thomas kick) 14:23.

Team Statistics	Browns	Bears
First Downs	31	20
Total Net Yards	432	275
Rushes/Net Yards	38-170	21-86
Net Passing	262	189
Pass Attempts/Completions	39-23	33-18
Had Intercepted	2	1
Punts/Average	3-48.7	5-40.2
Return Yardage	58	112
Penalties/Yards	10-80	10-69
Fumbles/Lost	1-0	1-0
Possession Time	36:22	23:38

RUSHING

BEARS — Evans 6-46; Walter Payton 11-30; Roland Harper 4-10.

BROWNS — M. Pruitt 27-129; Greg Pruitt 4-17; Charles White 4-14; Sipe 2-7; Cleo Miller 1-3.

RECEIVING

BEARS — Earl 5-63; Baschnagel 3-37; Rickey Watts 2-36; Payton 5-31; James Scott 1-16; Bob Fisher 1-13; Dave Williams 1-5.

BROWNS — Ozzie Newsome 5-97; Calvin Hill 4-63; G. Pruitt 4-45; Dave Logan 3-41; Rucker 3-24; M. Pruitt 1-12; White 2-11; McDonald Oden 1-5.

PASSING

BEARS — Evans 18 of 33 for 201, 2 TD, 1 int.

BROWNS — Sipe 23 of 39 for 298, 1 TD, 2 int.

INTERCEPTIONS

BEARS — Lenny Walterscheid 1-45; Jerry Muckensturm 1-0.

BROWNS — Ron Bolton 1-0.

SACKS

BEARS — Mike Hartenstine 1-17; Dan Hampton 1-11; Alan Page 1-8.

BROWNS — Charlie Hall 1-9.

Shutting the Bear offense down to 62 yards and 2 first downs in the 1st half, the Browns were able to fight off a Bear 2nd half rally and win on Monday night.

Subbing for starters, MLB Lee Kunz and FS Lenny Walterscheid each contributed 9 solo tackles to the Bear cause.

Chicago cut the Brown lead to 6 points 3 times in the final 16:10 on drives of 54, 62 and 70 yards. But FB Mike Pruitt's 56-yard run with 3:35 left was too much to overcome.

QB Vince Evans finished the game with 9 consecutive completions including 2 TD passes after a 3-9-26 first half. Chicago's upset bid died when the

Browns recovered an on-side kick and ran out the clock.

GAME TEN @ Chicago Bears 35, Redskins 21

11/9/80; Tix Dist. 64,154; Actual 57,159.

WASHINGTON 0 0 14 7 — 21
CHICAGO 21 14 0 0 — 35

BEARS — Walter Payton 50-yd run (Bob Thomas kick) 2:35 elapsed; BEARS — James Scott 40-yd pass from Vince Evans (Thomas kick) 5:51; BEARS — Roland Harper 2-yd run (Thomas kick) 12:28; BEARS — Payton 54-yd pass from Evans (Thomas kick) :10; BEARS — Scott 12-yd pass from Evans (Thomas kick) 14:53; REDSKINS — Rickey Clait 3-yd pass from Joe Theismann (Mark Moseley kick) 6:18; REDSKINS — Theismann 7-yd run (Moseley kick) 15:00; REDSKINS — Ricky Thompson 16-yd pass from Theismann (Moseley kick) 9:47.

Team Statistics	Redskins	Bears
First Downs	22	17
Total Net Yards	408	364
Rushes/Net Yards	30-127	41-154
Net Passing	281	210
Pass Attempts/Completions	34-24	18-11
Had Intercepted	2	1
Punts/Average	4-43.0	4-44.5
Return Yardage	114	81
Penalties/Yards	10-86	4-25
Fumbles/Lost	4-2	3-1
Possession Time	31:21	28:39

RUSHING

BEARS — Payton 17-107; Harper 15-53; Evans 7-6; Parsons 1-4; Rickey Watts 1-16.

REDSKINS — Theismann 6-64; Ike Forte 5-17; Clarence Harmon 5-15; Wilbur Jackson 6-14; Bobby Hammond 2-9; Buddy Hardeman 3-8; Clait 2-3; Kenny Harrison 1-3.

RECEIVING

BEARS — Scott 3-71; Payton 2-70; Brian Baschnagel 2-42; Bob Fisher 2-27; Dave Williams 1-7; Harper 1-7.

REDSKINS — Art Monk 8-124; Don Warren 3-42; Forte 2-41; Hardeman 2-30; Jackson 2-23; Thompson 1-16; Harrison 2-14; Hammond 2-7; Harmon 1-5; Clait 1-3.

PASSING

BEARS — Evans 11 of 18 for 210, 3 TD, 1 int.

REDSKINS — Theismann 24 of 34 for 305, 2 TD, 2 int.

INTERCEPTIONS

BEARS — Gary Campbell 1-15; Jerry Muckensturm 1-2.

REDSKINS — Rick Milot 1-10.

SACKS

BEARS — Mike Hartenstine 1-10; Muckensturm

1-8; Dan Hampton 1-6; Gary Fencik 1-0.
REDSKINS — None.

The Bears had 14 points before Washington was able to run its third scrimmage play.

After springing Walter Payton loose with an audible call on the game's 5th play for the 1st TD, the Bears turned 3 Redskin turnovers into 3 more TDs in the 1st quarter.

Doug Plank separated Wilber Jackson from the ball after a Redskin completion. Four plays and 58 yards later it was 14-0. Later in the quarter, LB Gary Campbell intercepted Joe Theismann giving Chicago possession at the Skin 3, 21-0.

Lenny Walterscheid popped the ball free from Buddy Hardeman to set up the 5th Bear TD of the half. The Bears went 47 yards in 63 seconds for that one. Game balls went to assistant coaches Jerry Frei and Jim LaRue.

GAME ELEVEN @ Chicago

Oilers 10, Bears 6

11/16/80; Tix Dist. 64,154; Actual 59,390.

HOUSTON 0 7 3 0 — 10

CHICAGO 0 6 0 0 — 6

BEARS — Bob Thomas 37-yd FG 3:10 elapsed;

BEARS — Thomas 22-yd FG 12:05; OILERS — Tim

Wilson 8-yd pass from Gifford Nielson (Toni Fritsch

kick) 14:58; OILERS — Fritsch 29-yd FG 5:47.

Team Statistics	Oilers	Bears
First Downs	20	14
Total Net Yards	330	326
Rushes/Net Yards	41-237	31-178
Net Passing	93	148
Pass Attempts/Completions	24-13	23-12
Had Intercepted	1	1
Punts/Average	3-45.3	1-48.0
Return Yardage	60	72
Penalties/Yards	6-45	2-15
Fumbles/Lost	2-0	1-0
Possession Time	30:12	29:48

RUSHING

BEARS — Evans 4-80; Walter Payton 18-60;

Roland Harper 9-38.

OILERS — Earl Campbell 31-206; Rob Carpenter

5-28; Tim Wilson 3-5; Ken Stabler 2- -2.

RECEIVING

BEARS — Rickey Watts 3-70; Payton 6-63; Bob

Fisher 1-18; Brian Baschnagel 1-8; Dave

Williams 1-6.

OILERS — Mike Barber 5-52; Mike Renfro 3-25;

Billy Johnson 1-13; Carpenter 2-13; Tim Wilson

1-8; Ronnie Coleman 1-3.

PASSING

BEARS — Evans 12 of 23 for 165, 0 TD, 1 int.

OILERS — Stabler 12 of 23 for 106, 0 TD, 1 int.;
 Nielson 1 of 1 for 8, 1 TD, 0 int.

INTERCEPTIONS

BEARS — Doug Plank 1 for 20.

OILERS — Jack Tatum 1 for 0.

SACKS

BEARS — Otis Wilson 1-11; Jim Osborne 1-10.

OILERS — Robert Brazile 2 for 17.

Stopping Bear drives at their own 17, 18, 35 and 33, the Oilers dropped the Bears 2 games behind Division leading Minnesota and Detroit.

Houston stung the Bears with an 8-yard TD pass from holder Gifford Nielson to wingman Tim Wilson from FG formation with 2 seconds left in the 1st half. The pass capped a 13-play, 73-yard march that took 2:53. Directing the drill, Ken Stabler passed for 42 of his 106 yards in that time.

Earl Campbell's 206 rushing yards are the most against the Bears in Soldier Field. He carried nine consecutive times for 82 yards as Houston killed the last 5:14 after taking over on downs at the Bear 17.

All 7 Chicago possessions of the game ended in Houston territory.

GAME TWELVE @ Atlanta

Falcons 28, Bears 17

11/23/80; Tix Dist. 60,749; Actual 49,164.

CHICAGO 7 3 7 0 — 17

ATLANTA 0 14 0 14 — 28

BEARS — Walter Payton 1-yd run 3:59 elapsed;

BEARS — Bob Thomas 41-yd FG 1:03;

FALCONS — Alfred Jenkins 7-yd pass from Steve

Bartkowski (Tim Mazzetti kick) 5:08; FALCONS —

William Andrews 4-yd run 11:52; BEARS — Vince

Evans 1-yd run 9:49; FALCONS — Jenkins 42-yd

pass from Bartkowski (Mazzetti kick) 0:35;

FALCONS — Andrews 9-yd pass from Bartkowski

(Mazzetti kick) 9:26.

Team Statistics	Falcons	Bears
First Downs	18	18
Total Net Yards	326	283
Rushes/Net Yards	27-87	33-132
Net Passing	239	151
Pass Attempts/Completions	32-17	35-19
Had Intercepted	1	0
Punts/Average	6-39.8	7-43.6
Return Yardage	147	161
Penalties/Yards	9-90	12-106
Fumbles/Lost	3-1	2-2
Possession Time	27:32	32:28

RUSHING

BEARS — Payton 12-40; Evans 7-40; Roland

Harper 9-39; Dave Williams 2-9; Matt Suhey

2-4; Willie McClendon 1-0.

FALCONS — Andrews 19-70; James Mayberry 1-10; Lynn Cain 5-6; Ray Strong 1-1; Bartkowski 1-0.

RECEIVING

BEARS — James Scott 5-94; Williams 6-41; Bob Fisher 2-21; Payton 3-14; Harper 2-8; Robin Earl 1-6.

FALCONS — Jenkins 4-98; Wallace Francis 4-47; Cain 2-43; Junior Miller 5-42; Andrews 2-20.

PASSING

BEARS — Evans 19 of 33 for 184, 0 TD, 0 int.; Payton 0 of 2 for 0, 0 TD, 0 int.

FALCONS — Bartkowski 17 of 32 for 250, 3 TDs, 1 int.

INTERCEPTIONS

BEARS — Tom Hicks 1 for 8 lateral to Gary Campbell for 7.

FALCONS — None.

SACKS

BEARS — Jim Osborne 1 for 11.

FALCONS — Don Smith 1½ for 17½; Jeff Merrow 1 for 11; Jeff Yeates ½ for 4½.

The strangest in a season of unusual games.

The Bears were threatening to take a 24-14 lead early in the 3rd quarter when the key play occurred: After Kris Haines recovered a Falcon fumble at the Atlanta 18, Walter Payton carried to the 1. It was ruled that Payton fumbled. As films would later show, he had not but was nonetheless ejected for touching an official with 18:51 to go.

Chicago was penalized 8 times in the 2nd half including one that nullified James Scott's 58-yard TD grab from Vince Evans.

A pass interference penalty contributed to Atlanta's go-ahead TD drive—a march started with a fumble recovery at the Atlanta 27. The game's last TD was set up by Kenny Johnson's 56-yard punt return.

GAME THIRTEEN @ Detroit

Bears 23, Lions 17 (ot)

11/27/80; Tix Dist. 80,638; Actual 75,397.

CHICAGO 0 3 0 14 6 — 23

DETROIT 3 7 7 0 0 — 17

LIONS — Ed Murray 34-yd FG 7:10 elapsed;

LIONS — Billy Sims 47-yd pass from Gary Danielson (Murray kick) 8:25; **BEARS** — Bob Thomas

24-yd FG 15:00; **LIONS** — Danielson 1-yd run

(Murray kick) 11:30; **BEARS** — Bob Fisher 20-yd

pass from Vince Evans (Thomas kick) 2:19;

BEARS — Evans 4-yd run (Thomas kick) 15:00;

BEARS — Dave Williams 95-yd kickoff return

0:21.

Team Statistics

	Lions	Bears
First Downs	21	21
Total Net Yards	313	302
Rushes/Net Yards	41-149	29-178
Net Passing	164	124
Pass Attempts/Completions	22-10	24-11
Had Intercepted	0	0
Punts/Average	4-36.8	5-44.0
Return Yardage	99	173
Penalties/Yards	5-48	5-45
Fumbles/Lost	0-0	0-0
Possession Time	34:15*	25:45*

*There was no official possession time in the overtime period. Official possession starts with the first play from scrimmage.

RUSHING

BEARS — Walter Payton 18-123; Evans 4-27; Roland Harper 6-24; Williams 1-4.

LIONS — Sims 19-72; Dexter Bussey 17-64; Danielson 4-12; Horace King 1-1.

RECEIVING

BEARS — James Scott 6-106; Robin Earl 1-25; Fisher 1-20; Rickey Watts 1-8; Williams 2-8.

LIONS — Ray Williams 3-50; Sims 2-49; Fred Scott 2-35; Bussey 1-19; David Hill 1-14; King 1-8.

PASSING

BEARS — Evans 11 of 22 for 167, 1 TD, 0 int.; Bob Parsons 0 of 1 for 0, 0 TD, 0 int.; Payton 0 of 1 for 0, 0 TD, 0 int.

LIONS — Danielson 9 of 21 for 156, 1 TD, 1 int.; Tom Skladany 1 of 1 for 19, 0 TD, 0 int.

INTERCEPTIONS

BEARS — None.

LIONS — None.

SACKS

BEARS — Alan Page ½ for 3½; Dan Hampton 1½ for 7½.

LIONS — Al Baker 3½ for 33; John Mendenhall 1½ for 10.

After scoring 10 points with no time on the Silverdome scoreboards, Dave Williams ended the NFL's shortest OT game returning the kickoff 95 yards to end it at the 21-second mark.

Down 17-3 after 3 quarters, the Bears staged 86- and 94-yard drives for their 2 4th quarter TDs. Held to 13 yards in 4 1st half carries, Walter Payton was 8 for 64 in the fourth quarter.

Chicago's last drive started with 3:37 to play with Vince Evans connecting to WR James Scott 4 times for 66 of the 94 yards. Evans scrambled for the tying TD after 2 incompletions presented him with 3rd & goal at the 4 with 6 seconds left. The Bears went 54 yards in 56 seconds to Bob Thomas' 24-yard FG to

end the 1st half after Alan Page blocked a Lion FG try that would have made the score 13-0. Williams got the game ball.

GAME FOURTEEN @ Chicago Bears 61, Packers 7

12/7/80; Tix Dist. 64,154; Actual 57,176.
GREEN BAY 0 7 0 0 — 7
CHICAGO 0 28 13 20 — 61
BEARS — Walter Payton 1-yd run (Bob Thomas kick) 1:41 elapsed; BEARS — Payton 3-yd run (Thomas kick) 7:05; BEARS — Roland Harper 1-yd run (Thomas kick) 9:30; PACKERS — James Lofton 15-yd pass from Lynn Dickey (Jan Stenerud kick) 12:25; BEARS — Brian Baschnagel 4-yd pass from Vince Evans (Thomas kick) 14:31; BEARS — Robin Earl 9-yd pass from Evans (kick blocked) 6:29; BEARS — Rickey Watts 53-yd pass from Evans (Thomas kick) 12:17; BEARS — Payton 14-yd run (Thomas kick) 1:42; BEARS — Lenny Walterscheid 36-yd interception return (Thomas kick) 3:49; BEARS — Willie McClendon 1-yd run (kick blocked) 8:24.

Team Statistics	Packers	Bears
First Downs	19	33
Total Net Yards	266	594
Rushes/Net Yards	22-81	48-267
Net Passing	185	327
Pass Attempts/Completions	31-14	24-20
Had Intercepted	2	0
Punts/Average	6-39.8	2-33.0
Return Yardage	238	92
Penalties/Yards	6-58	10-80
Fumbles/Lost	1-1	0-0
Possession Time	27:34	32:26

RUSHING

BEARS — Payton 22-130; McClendon 6-72; Harper 11-37; John Skibinski 5-20; Evans 4-8.
PACKERS — Gerry Ellis 10-46; Eddie Lee Ivery 8-37; Vickey Ray Anderson 1-1; David Beverly 1-0; Dickey 1- -1; Terrell Middleton 1- -2.

RECEIVING

BEARS — Watts 4-126; James Scott 3-63; Baschnagel 3-44; Earl 3-39; Dave Williams 3-23; Harper 2-22; Payton 1-11; Skibinski 1-8.
PACKERS — Lofton 6-111; Ellis 5-85; Paul Coffman 1-7; Aundra Thompson 1-6; Ivery 1-5.

PASSING

BEARS — Evans 18 of 22 for 316, 3 TDs, 0 int.; Mike Phipps 2 of 2 for 20, 0 TD, 0 int.
PACKERS — Dickey 12 of 23 for 100, 1 TD, 1 int.;

David Whitehurst 2 of 8 for 44, 0 TD, 1 int.

INTERCEPTIONS

BEARS — Walterscheid 1-36; Gary Fencik 1-8.
PACKERS — None.

SACKS

BEARS — Dan Hampton 1 for 10; Gary Campbell 1 for 9.
PACKERS — Mike Douglass 1 for 9.

Scoring the most points in the NFL since 1973 and equalling club regular season records for points and TDs, the Bears scored 61 in the last 44 minutes of play.

The barrage also produced Club records for first downs (33) and pass completion percentage (83.3%).

On his best day as a pro, QB Vince Evans passed for more yardage than any Bear since Jack Con-cannon connected for 338 on 12/13/70 . . . against the Packers 145 games ago.

In relief of Payton, RB Willie McClendon had his top pro day gaining 72 yards in 6 tries including a 48-yard run to set up the 9th TD. Game balls went to Evans, Payton, WR Rickey Watts, and nickel back Lenny Walterscheid.

GAME FIFTEEN @ Chicago Bengals 17, Bears 14 (ot)

12/14/80; Tix Dist. 64,154; Actual 48,808.
CINCINNATI 7 7 0 0 3 — 17
CHICAGO 0 7 0 7 0 — 14
BENGALS — Pete Johnson 1-yd run (Jim Breech kick) 2:57 elapsed; BENGALS — Isaac Curtis 7-yd pass from Jack Thompson (Breech kick) 6:23; BEARS — Alan Page recovered fumble in endzone (Bob Thomas kick) 10:49; BEARS — Roland Harper 1-yd run (Thomas kick) 7:17; BENGALS — Breech 28-yd FG 4:23.

Team Statistics	Bengals	Bears
First Downs	17	17
Total Net Yards	294	216
Rushes/Net Yards	35-154	31-116
Net Passing	140	100
Pass Attempts/Completions	25-13	28-13
Had Intercepted	0	4
Punts/Average	5-38.0	4-34.8
Return Yardage	155	94
Penalties/Yards	6-43	5-35
Fumbles/Lost	2-1	1-1
Possession Time	35:27	28:56

RUSHING

BEARS — Walter Payton 18-78; Harper 9-27; Vince Evans 4-11.
BENGALS — Johnson 28-134; Charles Alexander 7-20.

RECEIVING

BEARS — Brian Baschnagel 6-56; James Scott 1-32; Payton 2-22; Rickey Watts 1-15; Robin Earl 2-8; Dave Williams 1- -1.
BENGALS — Steve Kreider 5-70; Dan Ross 3-49; Pat McNally 2-41; Curtis 2-8; Johnson 1-6.

PASSING

BEARS — Evans 13 of 28 for 132, 0 TD, 4 int.
BENGALS — Thompson 13 of 24 for 174, 1 TD, 0 int.; Kreider 0 of 1 for 0, 0 TD, 0 int.

INTERCEPTIONS

BEARS — None.
BENGALS — Louis Breeden 3 for 70; Ken Riley 1 for 9.

SACKS

BEARS — Lenny Walterscheid 1 for 15; Jim Osborne 1 for 10; Jerry Muckensturm 1 for 9.
BENGALS — Eddie Edwards 2 for 10; Ross Browner 1 for 13; Mike St. Clair 1 for 9.

The Bengals went 62 yards in 8 plays after receiving the OT kickoff to set up Jim Breech's 28-yard FG.

QB Jack Thompson threw pass completions of 22 and 25 yards in the drive setting up Breech's heroics from a 3rd & 5 situation on the Bear 10.

Chicago had tied the game midway through the 4th quarter with Roland Harper's 1-yd run the 16th play in a 65-yard drive. Twice in the march, the Bears turned 4th & 1 predicaments into first downs.

Cincinnati responded with a drive to the Bear 24 that DT Jim Osborne ended by sacking Thompson for a 10-yard loss.

Lewis Breeden's 3rd interception of the game ended the last Bear threat on the Bengal 18 when he intercepted Vince Evans' pass for James Scott in the endzone with 9 seconds to play.

GAME SIXTEEN @ Tampa Bay Bears 14, Buccaneers 13

12/20/80; Tix Dist. 72,126; Actual 55,298.

CHICAGO 0 7 7 0 — 14
TAMPA BAY 10 0 0 3 — 13

BUCCANEERS — Gordon Jones 33-yd pass from Doug Williams (Garó Yepremian kick) 1:42 elapsed;
BUCCANEERS — Yepremian 27-yd FG 13:17;
BEARS — Vince Evans 6-yd run (Bob Thomas kick) 4:46; **BEARS** — Evans 1-yd run (Thomas kick) 13:26; **BUCCANEERS** — Yepremian 26-yd FG 4:24.

Team Statistics	Buccaneers	Bears
First Downs	16	21
Total Net Yards	451	322
Rushes/Net Yards	28-107	46-182

Net Passing	344	140
Pass Attempts/Completions	29-16	31-15
Had Intercepted	2	2
Punts/Average	3-41.0	8-40.9
Return Yardage	116	92
Penalties/Yards	7-70	8-65
Fumbles/Lost	4-3	1-0
Possession Time	23:44	36:16

RUSHING

BEARS — Walter Payton 29-130; Roland Harper 10-32; Matt Suhey 1-10; Evans 6-10.
BUCCANEERS — Jerry Eckwood 14-68; Ricky Bell 7-34; Tony Davis 2-8; Johnny Davis 1-5; Rick Berns 1-3; Williams 2- -1; Jones 1- -10.

RECEIVING

BEARS — Kris Haines 2-49; Rickey Watts 3-28; Payton 4-25; Dave Williams 2-18; Suhey 2-15; Robin Earl 1-11; Bob Fisher 1-5.
BUCCANEERS — Kevin House 3-138; Jones 3-54; Isaac Hagins 4-54; Jimmie Giles 1-29; Eckwood 2-28; Jim Obradovich 1-24; Tony Davis 1-17; Rick Berns 1-6.

PASSING

BEARS — Evans 15 of 31 for 151, 0 TD, 2 int.
BUCCANEERS — Williams 16 of 29 for 350, 1 TD, 2 int.

INTERCEPTIONS

BEARS — Otis Wilson 1 for 4; Allan Ellis 1 for 0.
BUCCANEERS — Mark Gotney 1 for 7; Mike Washington 1 for 0.

SACKS

BEARS — Jim Osborne 1 for 6.
BUCCANEERS — Lee Roy Selmon 1 for 11.

Al Harris blocked Garó Yepremian's 32-yard FG try with 40 seconds to play preserving Chicago's victory and giving the Bears a season's sweep.

With LB Otis Wilson and SS Lenny Walterscheid starting in place of the injured Jerry Muckensturm and Gary Fencik, the Bear defense forced 5 Buc turnovers ending 4 scoring threats and setting up the winning TD. Chicago made the big plays at the TB 3, and the Bear 36, 29, 3 and 2.

The Bears climbed back in the game in the second quarter marching 64 yards in 12 plays following Wilson's interception. Vince Evans' 11-yard completion to Robin Earl in a 3rd & 5 situation was the drive's key play.

Walter Payton's 130 rushing yards lifted him to 1,460 for the season, and a fifth consecutive NFC rushing title, and 8,386 lifetime for fifth place on the all-time League honor role.

Game balls went to Harris, Payton, and CB Allan Ellis.

All-Time First Round Picks

Year	Pick	Player	Year	Pick	Player
1936	6th	T Joe Stydahar, West Virginia	1961	5th	TE Mike Ditka, Pittsburgh
1937	8th	E Les McDonald, Nebraska	1962	7th	RB Ronnie Bull, Baylor
1938	10th	HB Joe Gray, Oregon St.	1963a	10th	to LA for RB Joe Marconi
1939a	2nd	(from Pitt for E Eggs Manske)	1963b	11th	(from Pitt for QB Ed Brown)
		QB Sid Luckman, Columbia			C Dave Behrman, Michigan St.
1939b	6th	FB Bill Osmanski, Holy Cross	1964	14th	DT Dick Evey, Tennessee
1940	7th C-LB	Bulldog Turner, Hardin-Simmons	1965a	3rd	(from Pitt for '64 2nd, 4th round picks.) MLB Dick Butkus, Illinois
1941a	1st	(from Phila for C John Schiechl)			RB Gale Sayers, Kansas
		HB Tom Harmon, Michigan	1965b	4th	
1941b	3rd	(from Pitt for QB Billy Patterson)	1965c	6th	(from Wash for WR Angelo Coia, DT Fred Williams), DE Steve DeLong, Tennessee
		FB Norm Standlee, Stanford			
1941c	9th	HB Don Scott, Ohio State	1966	12th	DT George Rice, LSU
1942	10th	QB Frankie Albert, Stanford	1967	10th	DE Loyd Phillips, Arkansas
1943	9th	HB Bob Steuber, Missouri	1968	17th	RB Mike Hull, Southern Cal
1944	8th	HB Ray Evans, Kansas	1969	14th	T Rufus Mayes, Ohio St.
1945	7th	HB Don Lund, Michigan	1970	2nd	to GB for LB Roy Caffey, RB Elijah Pitts, C Bob Hyland
1946	4th	QB Johnny Lujack, Notre Dame			RB Joe Moore, Missouri
1947a	1st	(bonus choice)	1971	11th	
		HB Bob Fenimore, Oklahoma A & M	1972a	3rd	(from Giants for C Bob Hyland, CB Bennie McCrae), T Lionel Antoine, Southern Ill.
1947b	11th	HB Don Kindt, Wisconsin			
1948a	—	(from Pitt for HB Ray Evans)	1972b	12th	S Craig Clemons, Iowa
		QB Bobby Layne, Texas	1973	8th	DT Wally Chambers, Eastern Ky.
1948b	—	E Max Baumgardner, Texas	1974a	4th	LB Waymond Bryant, Tennessee St.
1949	10th	C Dick Harris, Texas	1974b	20th	(from LA for WR Dick Gordon)
1950	2nd	HB Chuck Hunsinger, Florida			DE Dave Gallagher, Michigan
1951a	2nd	QB Bob Williams, Notre Dame	1975	4th	RB Walter Payton, Jackson St.
1951b	10th	(from disbanded Colts)	1976	8th	(from Atl for 1st & 3rd round picks)
		HB Billy Stone, Bradley			T Dennis Lick
1952	8th	FL-HB Jim Dooley, Miami	1977	15th	T Ted Albrecht, California
1953	6th	HB Billy Anderson, Compton JC	1978	20th	to Cleve for QB Mike Phipps
1954	6th	HB Stan Wallace, Illinois	1979a	4th	(from TB for DT Wally Chambers)
1955	11th	HB Ron Orzewiecki, Marquette			DT Dan Hampton, Arkansas
1956	10th	E "Tex" Schriewer, Texas	1979b	9th	DE Al Harris, Arizona St.
1957	13th	DT Earl Leggett, LSU	1980	19th	LB Otis Wilson, Louisville
1958	7th	LB-G Chuck Howley, West Virginia	1981	11th	T Keith Van Horne, USC
1959	7th	HB Don Clark, Ohio St.			
1960	7th	G Roger Davis, Syracuse			

Bear Draft Notes

Chicago has had 58 first round draft picks in the 46 years the collegiate player selection meeting has been called to order. The Club has made 14 trades involving those 1st round draft spots acquiring 11 rookie players and three times sending away choices for veteran players.

Two current starters (T Dennis Lick and DE Dan Hampton) came to the Club on 1st round picks acquired from other teams as did three Hall of Famers (Sid Luckman, Bobby Layne and Dick Butkus.)

Center Bob Hyland has the distinction of both joining the Bears and leaving them in multiple player trades involving 1st round picks.

The early '50s saw the Bears make two unusual 1st round selections taking a junior college player (HB Billy Anderson of Compton JC) in '53 and an established veteran (HB Billy Stone) when the Baltimore Colts disbanded in 1951.

Recent Bear Drafts

1981

1. T Keith Van Horne (Southern Cal). 2. See 5th pick. MLB Mike Singletary (Baylor). 3. WR Ken Margerum (Stanford). 4. DB Todd Bell (Ohio State). 5. to San Francisco with 1981 2nd round pick for 49ers' 2nd round pick. 6. CB Reuben Henderson (San Diego State). 7. CB Jeff Fisher (Southern Cal). 8. DL Scott Zettek (Notre Dame). 9. G Frank Dilla (Baylor). 10. QB Tim Clifford (Indiana). 11. RB Lonnie Johnson (Indiana). 12. LB Bob Shupryt (New Mexico).

1980

1. LB Otis Wilson (Louisville). 2. RB Matt Suhey (Penn State). 3. to Dallas for WR Golden Richards. 4. G Arland Thompson (Baylor). 5. C. Paul Tabor (Oklahoma). 6. CB Mike Guess (Ohio State). 7. WR Emanuel Tolbert (SMU). 8. G Randy Clark (Northern Illinois). 9. QB Turk Schonert (Stanford). 10. S Willie Stephens (Texas Tech). 11. S Chris Judge (TCU). 12. TE Bob Fisher (SMU).

1979

1. (from Tampa Bay for DT Wally Chambers) DT Dan Hampton (Arkansas). 1b. DE Al Harris (Arizona St.). 2. WR Rickey Watts (Tulsa). 3. RB Willie McClendon (Georgia). 4. to Cincinnati for TE Mike Cobb. 5. to Dallas for WR Golden Richards. 6. MLB John Sullivan (Illinois). 7. MLB Lee Kunz (Nebraska). 8. CB-KR Rick Moss (Purdue). 9. RB Jerome Heavens (Notre Dame). 10. S-P Joe Restic (Notre Dame). 11. T Bob Wright (Cincinnati). 12. S-KR Dave Becker (Iowa).

1978

1. to Cleveland for QB Mike Phipps. 2. to San Francisco for DE Tommy Hart. 3. DT Brad Shearer (Texas). 4. to Kansas City for '78 5th & 6th round picks. 5. (from Kansas City with '78 6th round pick for '78 4th round pick) to Cincinnati for DE Royce Berry. 5b. to San Francisco for RB Larry Schreiber. 6. (from Kansas City with '78 5th round pick for '78 4th round pick) RB John Skibinski (Purdue). 6b. DE Mekeli Jeremiah (Brigham Young). 7. WR Herman Jones (Ohio St.). 8. TE George Freitas (California). 9. LB Mike Martin (Kentucky). 10. LB Ben Zambiasi (Georgia). 11. DE-LB Walt Underwood (Southern Cal). 12. LB Lew Sibley (LSU).

1977

1. G Ted Albrecht (California). 2. CB Mike Spivey (Colorado). 3. (from New York Giants for DT Dave Gallagher) RB Robin Earl (Washington). 3b. to Miami for WR Bo Rather. 4. to Pittsburgh for WR Ron Shanklin. 4b. (from Miami for '77 3rd round

pick and Rather) to Cleveland for QB Mike Phipps. 5. to Oakland for CB Nemiah Wilson. 6. (from Tampa Bay for QB Gary Huff) QB Vince Evans (Southern Cal). 6b. to Philadelphia for G Mark Nordquist. 6c. (from Tampa Bay for QB Gary Huff) to Kansas City for RB Tommy Reamon. 7. WR Gerald Butler (Nicholls St.). 8. to New York Jets for DE John Ricca. 9. DT Nick Buonamici (Ohio St.). 10. DE Dennis Breckner (Miami of Fl.). 11. C Connie Zelencik (Purdue). 12. DB Terry Irvin (Jackson St.).

1976

1. (from Detroit for '76 1st round pick: '76 3rd round pick) T Dennis Lick (Wisconsin). 2. to Pittsburgh for WR Ron Shanklin. 3. (from New England for DE Tony McGee) WR Brian Baschnagel. 4. (from New York Jets for RB Carl Garrett) to Miami with '77 5th round pick for '76 4th and 5th round picks. 4b. S. John Sciarra (UCLA). 4c. (from Miami with '76 5th round pick for '76 4th round pick and '77 5th round pick) CB Wayne Rhodes (Alabama). 5. to Baltimore for G Noah Jackson. 6. (from Cleveland for G Glen Holloway) T Dan Jiggetts (Harvard). 6b. forfeited. 7. LB Jerry Muckensturm (Arkansas St.). 8. to Oakland for CB Nemiah Wilson. 9. to Philadelphia for G Mark Nordquist. 10. to Washington for CB Ted Vactor. 11. WR Norm Andersen (UCLA). 12. RB John O'Leary (Nebraska). 13. RB Dale Kasowski (North Dakota). 14. RB Ron Cuie (Oregon St.). 15. DE Jerry Meyers (Northern Illinois). 16. TE Ron Parker (TCU). 17. LB Mickey Malham (Arkansas St.).

1975

1. RB Walter Payton (Jackson St.). 2. DE Mike Hartenstine (Penn St.). 3. to Baltimore for TE Greg Latta. 3b. (from Los Angeles for G Greg Horton) to San Diego for RB Cid Edwards. 4. CB Virgil Livers (Western Kentucky). 5. G Revie Sorey (Illinois). 6. QB Bob Avellini (Maryland). 6b. (from San Diego for RB Jim Harrison) LB Tom Hicks (Illinois). 7. to Baltimore for TE Greg Latta. 7b. (from New York Jets for C Wayne Mulligan) to Baltimore for G Noah Jackson. 7c. (from St. Louis for WR Earl Thomas) S Earl Douthitt (Iowa). 8. LB Joe Harris (Georgia Tech). 9. DT Roger Stillwell (Stanford). 10. G Mike Julius (St. Thomas). 10b. (from Los Angeles for G Greg Horton) to Miami for WR Charlie Wade. 11. K Mike Dean (Texas). 12. S Doug Plank (Ohio St.). 13. RB Charles McDaniel (Louisiana Tech). 14. RB Walter Hartfield (SW Texas St.). 15. WR Steve Marcantonio (Miami). 16. WR Witt Beckman (Miami). 17. RB Roland Harper (Louisiana Tech).

ASSEMBLING THE 1980 BEARS

50 PLAYERS INCLUDING 5 ON INJURED RESERVE

Draft 29

Trades 5

Free Agents 12

1972-2

4-9-1

Fourth in
NFC Central

1973-1

3-11-0

Fourth in
NFC Central

1975-13

4-10-0

Third in
NFC Central

P-TE Bob Parsons (5)
DT Jim Osborne (7b)

CB Allan Ellis (5)

RB Walter Payton (1)
DE Mike Hartenstein (2)
*CB Virgil Livers (4)
G Revie Sorey (5)
QB Bob Avellini (6a)
LB Tom Hicks (6b)
S Doug Plank (12)
FB Roland Harper (17)

TE Greg Latta
from Colts
G Noah Jackson
from Colts
DT Ron Rydalch
from Jets

C Dan Neal

Waivers 4

K Bob Thomas, 1975 from Rams
CB Terry Schmidt, 1976 from Saints
DT Alan Page, 1978 from Vikings
DB Jonathan Heke, from Chiefs

1976-7

7-7-0

Second in
NFC Central

T Dennis Lick (1)
WR Brian Baschnagel (3)
T Dan Jiggetts (6)
*LB Jerry Muckenturm (7)

SS Gary Fencik
WR James Scott

1977-6

9-5-0

Tied First NFC Central
Playoff Wildcard

T Ted Albrecht (1)
TE Robin Earl (3)
QB Vince Evans (6)

QB Mike Phipps
from Browns

S Lenny Walterscheid
LB Gary Campbell

1978-6

7-9-0

Fourth in
NFC Central

*DT Brad Shearer (3)
FB John Skibinski (6a)

*TE Mike Cobb
from Bengals

CB Wentford Gaines
LB Bruce Herron

1979-7

10-6-0

Tied First NFC Central
Playoff Wildcard

DE Dan Hampton (1a)
DE Al Harris (1b)
WR Rickey Watts (2)
RB Willie McClendon (3)
LB Lee Kunz (7)

WR Kris Haines
RB Dave Williams

1980-8

7-9-0

Third in
NFC Central

LB Otis Wilson (1)
FB Matt Suhey (2)
C Paul Tabor (5)
TE Robert Fisher (12)

G-T Rocco Moore
*CB-KR Vaughn Lusyby
S Dave Becker
(also D-12, '79)

*Finished season on injured reserve list.

1981 CHICAGO BEARS VETERAN ROSTER

No.	Name	Pos.	Ht.	Wt.	Birth-date	NFL Exp.	College
64	Albrecht, Ted	T-G	6-4	250	10/8/54	5	California
7	Avellini, Bob	QB	6-2	210	8/28/53	7	Maryland
84	Baschnagel, Brian	WR-KR	6-0	184	1/8/54	6	Ohio State
49	Becker, Dave	S	6-2	190	1/15/57	2	Iowa
59	Campbell, Gary	LB	6-1	220	3/4/52	5	Colorado
79	Cobb, Mike	T	6-5	243	12/10/55	5	Michigan State
81	Earl, Robin	TE	6-5	240	3/18/55	5	Washington
48	Ellis, Allan	CB	5-10	177	8/19/51	8	UCLA
8	Evans, Vince	QB	6-2	212	6/14/55	5	Southern Cal
45	Fencik, Gary	S	6-1	197	6/11/54	6	Yale
85	Fisher, Bob	TE	6-3	240	3/17/58	2	SMU
36	Gaines, Wentford	CB	6-0	185	2/4/53	4	Cincinnati
83	Haines, Kris	WR-KR	5-11	180	7/23/57	3	Notre Dame
99	Hampton, Dan	DE-DT	6-5	255	9/19/57	3	Arkansas
35	Harper, Roland	RB	5-11	210	2/28/53	6	Louisiana Tech
90	Harris, Al	DE	6-5	240	12/21/56	3	Arizona State
73	Hartensline, Mike	DE	6-3	243	7/27/53	7	Penn State
51	Herron, Bruce	LB	6-2	220	4/14/54	4	New Mexico
54	Hicks, Tom	LB	6-4	235	12/18/52	6	Illinois
47	Hoke, Jonathan	CB	5-11	175	1/24/57	2	Ball State
65	Jackson, Noah	G	6-2	265	4/14/51	7	Tampa
62	Jiggetts, Dan	T	6-5	270	3/10/54	6	Harvard
57	Kunz, Lee	LB	6-2	225	4/21/57	3	Nebraska
88	Latta, Greg	TE	6-3	225	10/13/52	6	Morgan State
70	Lick, Dennis	T	6-3	265	4/26/54	6	Wisconsin
29	Lusby, Vaughn	KR-CB	5-10	181	8/23/56	2	Arkansas
37	McClendon, Willie	RB	6-1	205	9/13/57	3	Georgia
71	Moore, Rocco	G	6-5	276	3/31/55	2	Western Michigan
58	Muckensturm, Jerry	LB	6-4	220	10/13/55	6	Arkansas State
52	Neal, Dan	C	6-4	255	8/30/49	9	Kentucky
68	Osborne, Jim	DT	6-3	245	9/7/49	10	Southern
82	Page, Alan	DT	6-4	225	8/7/45	15	Notre Dame
86	Parsons, Bob	P	6-5	225	6/29/50	10	Penn State
34	Payton, Walter	RB	5-10	202	7/25/54	7	Jackson State
15	Phipps, Mike	QB	6-3	209	11/19/47	12	Purdue
46	Plank, Doug	S	5-11	202	3/4/53	7	Ohio State
76	Rydalch, Ron	DT	6-4	250	1/1/52	7	Utah
44	Schmidt, Terry	CB	6-0	177	5/28/52	8	Ball State
72	Shearer, Brad	DT	6-3	247	8/10/55	3	Texas
30	Skibinski, John	RB	6-0	222	4/27/55	3	Purdue
69	Sorey, Revie	G	6-2	260	9/10/53	7	Illinois
26	Suhey, Matt	RB-KR	5-11	212	7/7/58	2	Penn State
53	Tabor, Paul	C-G	6-4	241	11/30/56	2	Oklahoma
16	Thomas, Bob	K	5-10	175	8/7/52	7	Notre Dame
23	Walterscheid, Lenny	S-KR	5-11	190	9/13/54	5	Southern Utah St.
80	Watts, Rickey	WR-KR	6-1	203	5/16/57	3	Tulsa
22	Williams, Dave	RB-KR	6-2	217	3/10/54	5	Colorado
55	Wilson, Otis	LB	6-2	222	9/15/57	2	Louisville

1981 CHICAGO BEARS NEWCOMER ROSTER

No.	Name	Pos.	Ht.	Wt.	Birthdate	How Acq.	College
31	Bell, Todd	DB-KR	6-0½	207	11/28/58	D-4	Ohio State
93	Buckner, Rennie	T	6-3	291	10/25/57	FA	Boise State
20	Childs, Jimmy	WR	6-2	195	8/9/56	FA, V3	Cal Poly SLO
10	Clifford, Tim	QB	6-1	207	11/28/58	D-10	Indiana
25	Cox, Martin	WR	6-0	180	8/12/56	FA	Vanderbilt
74	Ditta, Frank	G	6-2	264	4/9/58	D-9	Baylor
97	Ehlebracht, Tim	WR	6-1	174	2/10/58	FA	North Central
24	Fisher, Jeff	CB-KR	5-10½	188	2/25/58	D-7	Southern Cal
96	Gaske, John	TE	6-1½	238	7/25/59	FA	St. Joseph's
38	Henderson, Reuben	CB-KR	6-1	200	10/3/58	D-6	San Diego State
63	Hilgenberg, Jay	C	6-3	230	3/21/59	FA	Iowa
33	Johnson, Lonnie	RB	6-1	206	6/7/59	D-11	Indiana
87	Margerum, Ken	WR	5-10½	170	10/5/58	D-3	Stanford
95	McGhee, Scott	WR	5-9	165	3/15/59	FA	Eastern Illinois
94	Mullaney, Ryan	LB-DE	6-4	243	7/29/56	FA	Nevada-Las Vegas
21	Noonan, Joe	WR	6-2	190	12/11/58	FA	Nebraska-Omaha
18	Pinckney, Mike	WR	5-10	182	11/22/58	FA	Northern Illinois
27	Reid, Brad	WR	5-11	175	12/23/57	FA	Iowa
9	Rosenthal, Ken	P	5-8½	178	6/15/58	FA	SMU
89	Sheets, Todd	WR	6-0	183	7/22/57	FA	Northwestern
60	Shupryt, Bob	LB	6-0½	206	9/29/58	D-12	New Mexico
32	Simpson, Nate	RB	5-11	200	11/30/54	FA	Tennessee State
50	Singletary, Mike	LB	5-11½	230	10/9/58	D-2	Baylor
43	Tumpich, Joe	DB	5-9½	190	8/30/58	FA	Kansas
78	Van Horne, Keith	T	6-6½	265	11/6/57	D-1	Southern Cal
75	Zettek, Scott	DT	6-4½	240	4/13/58	D-8	Notre Dame




American National Bank

11 North La Salle / La Salle at Wacker 60636 / Phone (312) 661-5000

We're the bank for business.

CHICAGO'S SOLDIER FIELD



While construction was underway in 1925, Northwestern chucked up one of its all-time great victories tripping previously unbeaten Michigan 3-2. The 3 points were the only ones scored against Fielding Yost's Wolverines that season.

The new 100,000-seat "Soldier Field" was dedicated Nov. 27, 1926, with Army battling Navy to a 21-all deadlock. The all-time collegiate attendance record of 123,000 plus was established Nov. 26, 1927, in Soldier Field as Notre Dame edged Southern Cal 7-6.

The only Big Ten Ten playoff game ever contested was also played on the Chicago Lakefront when Purdue whitewashed Northwestern 7-0 in a benefit for the depression relief fund in 1931.

In the first professional game at the then mammoth stadium, the Bears sniped the Chicago Cardinals 10-0 in 1926.

The 41 College All-Star games were all played in Soldier Field with the Bears and Stars fighting to a 0-0 finish in the Aug. 31, 1934 inaugural before 79,342 fans.

Another landmark football clash played in Soldier Field was the interleague City prep championship game of 1937 (Austin 26, Leo 0) played before a high school record 120,000 fans. That series, which started in 1934, is still played.

The Bears began using the facility as a regular season home Sept. 19, 1971 when capacity was cut to 57,000 to bring ticket holders closer to the field. The new capacity will be 68,000.

Plans for the stadium were begun in 1919 as a memorial to the soldiers in WWI. Soldier Field stands on 10,000 pile foundations driving an average depth of 62½ feet through fill that replaced the lake waters.

Soldier Field is operated by the Chicago Park District with the Bears paying approximately \$1.5 million a year to use the facility. The lease is believed to be the most expensive in sports today.

If you haven't been inside Chicago's Soldier Field in the past two years, you won't recognize the place.

In the process of being rebuilt aisles to endzones, approximately two-thirds of the project has been completed as the Bears head into their 1981 season.

Progressing during the off-seasons since the '78 campaign, the reconstruction to date has included new lighting, playing surface, lockers, and rebuilding of 70 percent of the stadium's seating area—which includes new chair-back, arm-rest seats, and sightlines.

The stadium was converted from horse-shoe configuration to bowl during the winter of 1980.

Following this season, the project will be completed with the rebuilding of the remaining seating area, new concourses with new restrooms and concession areas, press box, deluxe sky boxes, and scoreboard.


Soldier Field will have gone from tourist to first class by the start of the '82 season.

Home to the Bears for 11 years, Soldier Field was opened for use in 1924 as 45,000-seat Municipal Grant Park Stadium. The first football game played on its field was Nov. 22, 1924 as a capacity crowd watched Notre Dame edge Northwestern 13-6.

Soldier Field has had an important spot in America's sport history. It hosted the first boxing event to draw a gate of over \$2.5 million (1927 Dempsey-Tunney), the first ski meet held in a stadium (with a 13-story man-made jump), and the all-time largest football crowd (123,000). The largest crowd for any event in the history of Soldier Field was 260,000 on Sept. 8, 1954 for the religious Marion Year Tribute.

Two weeks before that first football game 57 years ago, Chicagoans voted a bond issue to expand the Stadium to over 100,000 capacity.

Halas Hall



Reflecting the educational process that has become pro football, the Bears' year around home—the \$18 million Halas Hall—stands on the picturesque campus of Lake Forest College.

Located at 250 N. Washington Road in suburban Lake Forest where Academy Award Winning "Ordinary People" was filmed, some 35 miles north of the Loop on Chicago's North Shore, Halas Hall is home to the team's players, coaching, training and equipment staffs, and film, personnel and public relations departments.

Named to honor George S. Halas, the Bears' founder, chief executive, and one of the pioneers of the present day National Football League, the building is dedicated to the memory of George Halas, Jr., who died Dec. 16, 1979.

The Halases were the driving forces behind construction of the building in a collegiate setting.

Nearly a year in the building, Halas Hall was opened to the players in September of '79. Coaches and other staff members moved into the top of the three-level complex in November. Finishing touches were not completed until May of 1980. Ground was broken on the project in November of '78.

It is a 32,000 square foot, three-story building set at the foot of the College's Farwell Athletic Field. A regulation-sized grass football field and one some 70 yards long are located 15 yards from the player lockers. In training camp, the Bears also use two other fields directly across Washington Road. Halas Hall was designed by Allan M. Pickus Architects and built by Pickus Construction of Wau-

Kegan, Ill. The Bears studied similar facilities around the League before approving final designs and blueprints.

The lower floor of Halas Hall houses team meeting rooms, a player lounge, racquetball court, rookie lockers and shower areas, storage and utility rooms.

The central floor features the veteran player lockerroom, showers and sauna, training and weight rooms, coaches lockerroom, equipment room, laundry, photo lab, and media workroom with attached private interview areas.

The top floor holds reception areas, coaches offices, staff meeting rooms, public relations and PR workroom, personnel, scouting offices and work rooms, general offices, duplicating room, and computer department.

The building's exterior and the landscaping was designed to fit unobtrusively into the suburban setting.

Most of its offices and player areas are equipped with closed circuit television system as a game-review-teaching aid.

Access to Halas Hall via automobile is easy: from the Loop—Take Edens Expressway (41) north to Lake Forest exiting on Deeppath Road. Travel Deeppath east through shopping area to turn south on Washington to 250 N. Washington. From O'Hare—Take 294 north exiting at Hwy 60 (2 tolls). Take 60 east to where it deadends into 41. Go north approximately 200 yards to the Deeppath Road exit. Proceed as above.

OFFENSIVE TRENDS

Offensive Statistics	1963	1964	1965	1966	1967	1968	1969	1970	1971	1972	1973	1974	1975	1976	1977	1978	1980
first downs/game	18.4	17.7	18.4	14.0	12.5	15.6	16.9	12.8	13.5	13.6	13.8	14.5	13.6	14.4	17.6	16.4	17.9
net yards/game	298.0	286.2	349.8	264.2	235.2	289.9	254.9	233.2	238.3	247.7	223.5	228.6	249.4	274.5	332.5	278.7	302.2
yards rush/game	119.9	83.3	152.2	137.6	132.3	169.8	148.4	78.0	102.4	168.6	136.2	105.7	118.1	168.8	200.8	157.9	152.5
yards/rush	3.5	3.3	4.4	4.2	3.8	4.7	4.5	3.1	3.9	4.4	3.8	3.4	3.7	4.1	4.7	4.0	4.2
rush game	34.8	25.4	34.2	33.1	34.9	35.7	33.0	25.2	26.1	38.3	35.4	31.0	31.5	41.3	42.8	39.6	36.2
yards pass/game	178.1	202.9	197.6	140.4	102.9	120.1	106.4	155.2	135.9	79.1	87.3	122.9	131.4	105.7	131.7	120.8	149.7
yards/pass att.	6.61	6.19	8.37	5.96	6.24	5.45	5.02	5.76	5.18	6.26	5.34	5.25	6.09	6.13	6.79	6.31	6.61
pass/game	28.9	35.3	25.8	24.1	19.1	24.5	27.4	30.1	31.6	14.6	21.6	28.3	25.4	19.9	21.8	22.0	25.3
comp./game	15.8	20.1	14.4	11.4	9.4	11.3	13.8	15.0	13.3	5.6	9.7	13.2	13.6	8.8	11.5	11.6	13.1
int./game	1.0	1.5	0.9	1.6	1.3	1.5	1.5	1.6	2.0	0.9	1.1	1.6	1.6	1.1	1.3	1.8	1.6
punts/game	4.6	5.1	4.1	5.7	5.6	4.7	5.4	6.0	5.5	4.8	6.1	6.5	6.7	7.1	5.9	6.0	4.9
fum./game	1.1	1.4	2.4	1.9	1.8	2.0	1.9	2.1	2.0	2.9	2.9	2.5	2.5	1.7	2.6	1.4	1.4
fum. lost/game	0.8	0.9	1.7	1.6	1.0	0.9	1.2	1.0	1.3	1.6	1.9	1.1	1.2	0.9	1.2	0.5	0.9
touchdowns/game	2.6	2.3	3.9	1.9	2.1	1.8	1.9	2.0	1.4	1.9	1.6	1.3	1.6	2.2	2.2	1.8	2.4
tds rush/game	1.1	0.4	1.9	1.0	0.9	1.0	1.0	0.2	0.4	1.1	0.8	0.7	0.8	1.4	1.3	1.2	1.4
tds pass/game	1.3	1.8	1.6	0.7	0.6	0.7	0.8	1.5	0.9	0.6	0.6	0.6	0.6	0.6	0.8	0.4	0.8
tds ret./game	0.3	0.1	0.4	0.1	0.6	0.1	0.1	0.3	0.1	0.2	0.2	0.0	0.1	0.1	0.1	0.2	0.2
points/game	21.5	18.6	29.2	16.7	17.1	17.9	15.0	18.3	13.2	16.1	13.9	10.9	13.6	18.1	18.2	15.8	19.0

Defensive Statistics	1963	1964	1965	1966	1967	1968	1969	1970	1971	1972	1973	1974	1975	1976	1977	1978	1980
first downs/game	14.0	17.8	17.4	17.1	15.4	17.1	14.9	16.7	16.7	16.0	17.6	16.5	20.1	17.8	17.2	17.6	17.8
net yards/game	226.9	320.4	304.9	283.6	243.3	312.2	277.2	290.5	322.9	280.2	298.8	272.7	326.9	300.1	306.1	292.5	306.7
yards rush/game	103.0	133.1	109.3	114.6	109.6	121.7	135.7	105.1	151.1	125.1	179.2	124.2	147.9	141.7	154.1	135.9	125.9
yards/rush	—	4.3	3.8	3.4	3.7	4.0	4.3	3.2	4.1	3.7	4.5	3.4	3.8	3.8	4.0	3.9	4.0
rush/game	—	31.1	28.6	33.3	29.9	30.5	31.4	32.8	36.4	34.0	40.2	37.1	39.1	37.3	38.9	35.5	31.6
yards pass/game	123.9	167.3	195.6	185.7	133.9	190.5	141.5	185.4	171.7	155.1	119.6	148.5	179.0	158.4	151.9	156.6	180.8
yards/pass att.	5.79	7.92	6.95	6.98	5.80	8.69	7.56	7.42	7.20	6.86	6.53	6.84	7.08	6.51	6.19	6.55	7.25
pass/game	25.2	26.1	31.7	29.0	26.4	23.8	21.1	28.1	25.9	24.4	21.6	23.5	28.5	28.6	26.9	27.3	28.2
comp./game	11.7	13.4	15.5	14.4	12.0	12.3	10.7	16.6	13.7	12.9	11.1	12.4	14.9	14.3	13.0	14.9	14.9
int./game	2.6	0.7	0.9	1.1	2.0	1.3	1.1	1.6	1.5	1.0	1.3	0.9	1.7	1.3	1.3	1.1	1.1
punts/game	5.2	4.4	4.6	5.7	5.5	4.7	4.5	6.2	4.7	3.7	4.7	5.5	6.1	6.1	6.6	6.1	5.1
touchdowns/game	1.3	3.4	2.4	2.4	1.9	3.1	3.1	2.2	2.1	2.2	2.6	2.4	3.4	1.8	1.9	2.1	2.0
tds rush/game	0.6	1.4	1.1	1.5	0.9	1.2	1.2	0.8	1.0	0.8	1.4	1.2	1.8	0.7	1.0	0.9	0.6
tds pass/game	0.7	1.9	1.3	0.9	1.0	1.8	1.6	1.3	0.9	1.1	1.2	0.9	1.6	1.1	0.5	1.0	1.3
tds ret./game	0.0	0.1	0.0	0.0	0.0	0.1	0.1	0.2	0.1	0.2	0.3	0.1	0.3	0.1	0.0	0.4	0.1
points/game	10.3	27.1	19.6	19.4	15.6	23.8	24.2	18.6	19.7	19.6	23.9	19.9	27.1	15.4	18.1	17.1	16.5
team pen./game	6.6	6.9	6.9	6.9	5.1	7.0	8.1	6.4	—	5.6	5.3	5.5	6.3	7.1	6.9	6.3	6.3
game	57.4	58.4	59.0	49.0	68.1	85.3	67.1	—	58.5	41.0	48.0	48.5	62.9	70.3	60.9	59.9	52.6

DEFENSIVE TRENDS

RECORDS INTRODUCTION

When the National Football League was formed in 1920, probably the last thing the founders had to worry about was the compiling of statistics and records. Accordingly, a complete statistical history of the league, dating from 1920, is an impossibility. However, here are some reference points for when various statistical categories were first compiled officially:

Scoring: Scores of all games are available starting in 1920, for purposes of records, however, totals date from 1932. Individual scoring statistics also date from 1932. Extra point and field goal attempts start in 1937.

Rushing: Statistics begin in 1932.

Passing: Statistics begin in 1932. Until 1947, what is now called "yards lost attempting to pass" was recorded in the rushing statistics. From 1947 to 1951, "yards lost attempting to pass" was recorded, but was not included in either the net rushing or the net passing yardage totals (and consequently was not a part of "total net yards gained"). Starting in 1952, passing yardage team totals include "yards lost attempting to pass," although sacks were not recorded before 1963. Lateral passes were maintained as a separate category until 1950, at which time yardage gained or lost as a result of lateral passes was included in the category initiating the action (e.g., rushing).

Pass Receiving: Statistics begin in 1932.

Interceptions By: Individual statistics begin in 1940, but individual touchdowns are available from 1932. Team totals for interceptions and touchdowns start in 1932, and team yardage totals start in 1940.

Punting: Complete seasonal statistics begin in 1939, although frequently during the period 1933-1938 individual and/or team punting totals are listed on official score blanks. Such game totals are included as official records, where applicable.

Punt Returns: Complete individual totals date from 1941, although team yardage figures date from 1936. Touchdowns are available since 1932.

Kickoff Returns: Complete individual totals date from 1941, although team yardage figures date from 1940. Touchdowns are available since 1932.

Fumbles: Individual totals start in 1945. Team totals for fumbles and for total fumbles recovered begin in 1935, and the breakdown of own and opponents' recoveries dates from 1938.

First Downs: Statistics begin in 1933, while the rushing—passing—by penalty breakdown commences in 1939 (although some games in 1937-1938 include this information).

Penalties: Yards penalized dates from 1936, penalties start in 1941.

Long Plays: Since the "Long" category was not always listed on official score blanks (longest run, longest punt, etc.), an attempt has been made to verify reports of long plays through newspaper accounts—even if they are not listed on the official sheets. Reliable newspaper findings have been included in this record section.

BIG DAY BY OPPONENTS SINCE '63

RUSHING:

Yards	Player	Opponent	Date	Carries
206	Earl Campbell	Houston	11/16/80	31
152	Lawrence McCutcheon	Los Angeles	12/2/73	24
152	Sherman Smith	Seattle	11/5/78	23
150	Chuck Foreman	Minnesota	10/16/77	26

PASSING:

Yards	Player	Opponent	Date	Comp.
348	Steve DeBerg	San Francisco	10/28/79	26-41
327	John Brodie	San Francisco	11/13/66	28-54
317	John Brodie	San Francisco	11/8/70	21-28
316	Tom Owen	San Francisco	11/17/74	15-26
311	Fran Tarkenton	Minnesota	9/20/64	22-34

PASS RECEIVING:

Yards	Player	Opponent	Date	Rec.
225	Bernie Casey	San Francisco	11/13/66	12
182	Boyd Dowler	Green Bay	12/15/68	6
180	Ken Burroughs	Houston	11/6/77	6

Soldier Field Records

(Since Bears moved there in 1971)

LONGEST RUN FROM SCRIMMAGE

Bears — 73 Walter Payton vs Detroit, 9/18/77

Opp. — 67 Sherman Smith, Seattle 11/5/78

LONGEST FORWARD PASS

Bears — 89 Vince Evans to Rickey Watts vs Vikings 9/21/80

Opp. — 79 Bob Griese to Nat Moore, Miami 11/2/75

LONGEST PUNT

Bears — 62 Bob Parsons vs Detroit 9/12/76

Opp. — 69 Herman Weaver, Detroit 9/12/76

69 Neil Clabo, Minnesota 11/20/77

LONGEST PUNT RETURN

Bears — 77 Steve Schubert vs Detroit 11/4/79

Opp. — 77 Lee Nelson, St. Louis 12/16/79

LONGEST KICKOFF RETURN

Bears — 95 Ike Hill vs Houston 10/28/73

Opp. — 62 Dave Hampton, Green Bay 11/7/71

62 Ron Jessie, Detroit, 10/1/72

LONGEST INTERCEPTION RETURN

Bears — 76 Craig Clemons vs Green Bay 11/9/75

Opp. — 95 Dick Jauron, Detroit 11/18/73

LONGEST FIELD GOAL

Bears — 48 Bob Thomas vs Green Bay 11/9/75

Opp. — 52 Fred Cox, Minnesota 10/27/75

THE LAST TIME

Punt Returned for TD —

By Bears—Steve Schubert vs Detroit, 11/4/79, 77 yards.

By Opp. —Steve Odom, Green Bay, 11/10/74, 95 yards.

Punt Blocked for TD —

By Bears—Ross Brupbacher vs Oakland, 12/17/72, recovered in endzone.

By Opp. —Noland Cromwell, Los Angeles, blocked punt; Jim Jodat, Los Angeles, 11/11/79, 13 yards.

Opponents' Fumble Returned for TD —

By Bears—Alan Page vs Buccaneers, 12/14/80, recovered in endzone.

By Opp. —Matt Blair, Minnesota, 9/25/78, 49 yards.

Intercepted Pass Returned for TD —

By Bears—Lenny Walterscheid vs Packers, 12/7/80, 36 yards.

By Opp. —Tom Hannon, Minnesota, 9/21/80, 41 yards.

Kickoff Returned for TD —

By Bears—Dave Williams at Detroit, 11/27/80, 95 yards.

By Opp. —Billy Johnson, Houston, 11/6/77, 76 yards.

Shut Out —

By Bears—vs Buccaneers, 10/6/80, 23-0.

By Opp. —at Detroit, 11/22/79, 20-0.

Field Goal Blocked for TD —

By Bears—Virgil Livers vs Raiders, 10/1/78, blocked field goal; Mike Spivey ran 71 yards with rebound.

By Opp. —Alan Page at Green Bay, 9/7/80, blocked field goal; Chester Marcol ran 25 yards with rebound.

Individual Records

SERVICE

Seasons, Active Player

- 14 Bill George, 1952-65
- Doug Buffone, 1966-79
- 13 George Trafton, 1920-32
- Clyde (Bulldog) Turner, 1940-52

Consecutive Seasons, Active Player same as above

Games, Lifetime

- 186 Doug Buffone, 1966-79
- 161 Bobby Joe Green, 1962-73
- 159 Bill George, 1952-65
- 155 Joe Fortunato, 1955-66

Consecutive Games, Lifetime

- 142 Doug Buffone, 1966-76
- 136 Richie Petitbon, 1959-68
- 128 Bob Parsons, 1972-80
- 124 Bill George, 1952-62

Seasons, Head Coach

- 40 George Halas, 1920-29, 33-42,
46-55, 58-67
- 4 Hunk Anderson/Luke Johnsos
(co-coaches), 1942-45
- Jim Dooley, 1968-71

SCORING

Points, Lifetime

- 541 George Blanda, 1949-58
(5-td, 247-xp, 88-fg)
- 456 Mac Percival, 1967-73 (159-xp, 99-fg)
- 422 Bob Thomas, 1975-80 (167-xp, 85-fg)
- 420 Walter Payton, 1975-80 (70-td)
- 377 Roger Leclerc, 1960-66
(152-xp, 75-fg)

Points, Season

- 132 Gale Sayers, 1965 (22-td)
- 109 Johnny Lujack, 1950
(11-td, 34-xp, 3fg)
- 100 Mac Percival, 1968 (25-xp, 25-fg)

Points, Game

- 36 Gale Sayers, 12/12/65
- 24 7 Players Tied

Consecutive Games, 1+ Points

- 83 George Blanda, 10/28/51-11/9/58
- 34 Johnny Lujack, 9/26/48-12/3/50
- 24 Jack Manders, 9/24/33-12/2/34
- 19 Bob Thomas, 12/2/79-12/20/80

Touchdowns

Touchdowns, Lifetime

- 70 Walter Payton, 1975-80 (65-rush, 5-rec)
- 59 Rick Casares, 1955-64
(49-rush, 10-rec)

- 56 Gale Sayers, 1965-71
(39-rush, 9-rec, 8-ret)
- 52 Ken Kavanaugh, 1940-41, 45-50
(50-rec, 2-ret)

Touchdowns, Season

- 22 Gale Sayers, 1965
(14-rush, 6-rec, 2-ret)
- 16 Walter Payton, 1977 (14-rush, 2-rec)
- Walter Payton, 1979 (14-rush, 2-rec)
- 14 Rick Casares, 1956 (12-rush, 2-rec)

Touchdowns, Game

- 6 Gale Sayers, 12/12/65
(4-rush, 1-rec, 1-ret)
- 4 7 Players Tied

Consecutive Games, 1+ Touchdowns

- 8 Rick Casares, 11/1/59-9/25/60
- 7 Ken Kavanaugh, 11/2/47-12/14/47
- Willie Galimore, 9/28/58-11/9/58
- Gale Sayers, 10/26/69-12/6/69
- Walter Payton, 10/3/76-11/14/76

Extra Points

Extra Points, Lifetime

- 247 George Blanda, 1949-58
- 167 Bob Thomas, 1975-80

Extra Points, Season

- 52 Roger Leclerc, 1965
- 45 George Blanda, 1956

Extra Points, Game

- 8 Bob Snyder, 11/14/43
- 7 10 Players Tied

Extra Points Attempted, Lifetime

- 250 George Blanda, 1949-58
- 184 Bob Thomas, 1975-80
- 162 Mac Percival, 1967-73

Extra Points Attempted, Season

- 52 Ray (Scooter) McLean, 1947
- Roger Leclerc, 1965
- 47 George Blanda, 1956
- 46 Johnny Lujack, 1948

Extra Points Attempted, Game

- 9 Bob Thomas, vs. G.B., 12/7/80
- 8 Bob Snyder, vs. NY., 11/14/43
- George Blanda, vs. Balt., 10/21/56
- Roger Leclerc, vs. Balt., 11/25/62

Consecutive Extra Points, Lifetime

- 156 George Blanda, 10/28/51-10/21/56
- 143 Mac Percival, 11/19/67-11/4/73

Extra Points (no misses), Season

- 52 Roger Leclerc, 1965
- 37 George Blanda, 1955

Extra Points (no misses), Game

- 8 Bob Snyder, 11/14/43
7 8 Players Tied

Field Goals**Field Goals, Lifetime**

- 99 Mac Percival, 1967-73
88 George Blanda, 1949-58
85 Bob Thomas, 1975-80

Field Goals, Season

- 25 Mac Percival, 1968
20 Mac Percival, 1970

Field Goals, Game

- 5 Roger Leclerc, 12/3/61
Mac Percival, 10/20/68
4 Roger Leclerc, 11/17/63
Mac Percival, 10/27/68
Mac Percival, 11/15/70
Bob Thomas, 10/3/76

Field Goals Attempted, Lifetime

- 201 George Blanda, 1949-58
182 Mac Percival, 1967-73

Field Goals Attempted, Season

- 36 Mac Percival, 1968
34 Mac Percival, 1970

Field Goals Attempted, Game

- 7 Roger Leclerc, 11/17/63
6 George Blanda, 11/3/57

Consecutive Field Goals, Lifetime

- 10 Mac Percival, 10/20/68-11/3/68
Bob Thomas, 12/18/77-10/1/78
8 Roger Leclerc, 11/8/64-11/26/64

Consecutive Games, 1+ Field Goals

- 12 George Blanda, 11/11/56-11/3/57
10 George Blanda, 11/14/54-11/20/55
Mac Percival, 10/13/68-12/15/68

Longest Field Goal

- 55 Bob Thomas, 11/23/75
52 Lee Artoe, 10/27/40
50 3 Times

Percentage, Lifetime (25+)

- 59.9 Bob Thomas, 1975-80, 85 of 142
54.4 Mac Percival, 1967-73, 99 of 182
51.4 Roger Leclerc, 1960-66, 75 of 146

Percentage, Season (10+)

- 77.3 Bob Thomas, 1978, 17 of 22
72.2 Bob Thomas, 1980, 13 of 18
69.4 Mac Percival, 1968, 25 of 36

Field Goals (no misses), Game

- 5 Roger Leclerc, 12/3/61
Mac Percival, 10/20/68
4 Mac Percival, 10/27/68
Bob Thomas, 10/3/76

Safeties**Safeties, Lifetime**

- 1 By many players.

RUSHING**Attempts****Attempts, Lifetime**

- 1,865 Walter Payton, 1975-80
1,386 Rick Casares, 1955-64
991 Gale Sayers, 1965-71
787 Ron Bull, 1962-70

Attempts, Season

- 369 Walter Payton, 1979
339 Walter Payton, 1977
333 Walter Payton, 1978
317 Walter Payton, 1980
311 Walter Payton, 1976
236 Gale Sayers, 1969
234 Rick Casares, 1956
229 Gale Sayers, 1966

Attempts, Game

- 40 Walter Payton, 11/20/77
36 Walter Payton, 11/7/76
33 Walter Payton, 11/13/77
Walter Payton, 12/4/77
32 Walter Payton, 12/11/77
31 Jim Harrison, 10/23/72
Walter Payton, 9/7/80

Yardage**Yards Gained, Lifetime**

- 8,386 Walter Payton, 1975-80
5,657 Rick Casares, 1955-64
4,956 Gale Sayers, 1965-71
2,985 Willie Galimore, 1957-63

Seasons, (1,000+)

- 5 Walter Payton, 1976, 77, 78, 79, 80
2 Gale Sayers, 1966, 69
1 Beattie Feathers, 1934
Rick Casares, 1956

Yards Gained, Season

- 1,852 Walter Payton, 1977
1,610 Walter Payton, 1979
1,460 Walter Payton, 1980
1,395 Walter Payton, 1978
1,390 Walter Payton, 1976
1,231 Gale Sayers, 1966
1,126 Rick Casares, 1956
1,032 Gale Sayers, 1969

Yards Gained, Game

- 275 Walter Payton, 11/20/77
205 Walter Payton, 10/30/77
Gale Sayers, 11/3/68

100-Yard Rushing Games

11/20/77	Walter Payton	40-275	11/12/50	Chuck Hunsinger	14-119
10/30/77	Walter Payton	23-205	12/5/65	Gale Sayers	16-118
11/3/68	Gale Sayers	24-205	11/18/51	Kayo Dottley	17-117
12/18/66	Gale Sayers	17-197	12/9/66	Rick Casares	25-117
11/13/77	Walter Payton	33-192	11/26/67	Gale Sayers	18-117
12/16/56	Rick Casares	17-190	10/15/72	Bobby Douglass	11-117
9/14/80	Walter Payton	18-183	11/4/45	Hank Margarita	16-116
12/5/76	Walter Payton	27-183	11/24/57	Rick Casares	28-116
9/9/79	Walter Payton	23-182	11/2/69	Gale Sayers	20-116
9/16/62	Willie Galimore	22-181	11/6/55	Bobby Watkins	14-115
11/27/66	Gale Sayers	19-172	11/6/55	Rick Casares	16-115
12/11/77	Walter Payton	32-163	12/9/79	Walter Payton	25-115
10/26/79	Walter Payton	23-162	10/21/34	Beattie Feathers	7-114
9/18/77	Walter Payton	23-160	10/16/60	Johnny Morris	23-113
10/16/78	Walter Payton	22-157	11/2/58	Rick Casares	7-114
12/16/79	Walter Payton	33-157	11/9/58	Rick Casares	25-113
10/28/34	Beattie Feathers	15-155	11/28/65	Gale Sayers	15-113
10/7/79	Walter Payton	39-155	12/12/65	Gale Sayers	13-113
10/20/57	Willie Galimore	24-153	9/17/72	Jim Harrison	9-113
9/19/76	Walter Payton	28-148	11/4/79	Walter Payton	20-113
10/17/76	Walter Payton	27-145	10/21/51	Kayo Dottley	22-113
10/29/44	Al Grygo	13-144	10/14/56	Rick Casares	16-112
11/26/78	Roland Harper	25-144	12/1/68	Brian Piccolo	21-112
10/27/68	Gale Sayers	18-143	11/9/69	Gale Sayers	21-112
10/15/67	Gale Sayers	22-142	11/12/39	Bill Osmanski	28-112
10/2/39	Joe Maniaci	12-141	11/22/59	Rick Casares	18-111
10/10/76	Walter Payton	19-141	10/21/79	Walter Payton	21-111
9/30/34	Beattie Feathers	2-140	10/19/75	Mike Adame	23-111
10/2/77	Walter Payton	19-140	11/28/76	Walter Payton	17-110
10/7/56	Rick Casares	24-139	10/26/69	Gale Sayers	27-110
11/24/77	Walter Payton	20-137	11/14/76	Walter Payton	15-109
10/9/55	John Hoffman	18-135	11/5/78	Walter Payton	18-109
12/21/75	Walter Payton	25-134	10/28/56	Perry Jeter	18-109
9/16/79	Walter Payton	22-134	11/11/56	John Hoffman	16-108
10/6/80	Walter Payton	28-133	9/29/68	Gale Sayers	18-108
10/7/34	Beattie Feathers	14-132	11/9/80	Walter Payton	16-108
11/4/56	Rick Casares	25-132	10-9-66	Gale Sayers	17-107
12/10/67	Gale Sayers	20-131	11/25/45	George McAfee	18-106
12/7/80	Walter Payton	22-130	10/28/51	Kayo Dottley	5-105
12/20/80	Walter Payton	29-130	9/15/68	Gale Sayers	17-105
12/3/44	Hank Margarita	9-129	10/6/68	Gale Sayers	15-105
12/17/72	Bobby Douglass	14-127	11/16/75	Walter Payton	15-105
11/12/78	Walter Payton	23-127	11/26/78	Walter Payton	23-105
10/10/77	Walter Payton	24-126	10/3/76	Walter Payton	27-105
11/30/69	Gale Sayers	20-126	11/18/56	Rick Casares	18-104
9/2/79	Walter Payton	36-125	10/23/72	Jim Harrison	27-104
11/26/33	Bronko Nagurski	18-124	10/22/39	Joe Maniaci	31-103
10/21/56	Rick Casares	22-124	12/7/58	Rick Casares	15-102
11/6/66	Gale Sayers	21-124	10/12/80	Walter Payton	22-102
11/27/80	Walter Payton	18-123	12/4/77	Walter Payton	33-101
10/1/78	Walter Payton	27-123	10/10/34	Beattie Feathers	33-101
10/16/77	Walter Payton	24-122	11/29/42	Gary Farniglieth	8-101
9/17/50	George Gubyanics	26-121	10/21/74	Carl Garrett	12-101
10/5/52	Kayo Dottley	24-121	9/3/78	Walter Payton	23-101
12/16/62	Joe Marconi	13-121	10/19/80	Walter Payton	26-101
12/17/67	Gale Sayers	19-120	11/20/49	John Hoffman	27-101
10/15/39	Bill Osmanski	15-119	11/4/73	Bobby Douglass	15-100
					19-100

Games, (100+) Lifetime

- 42 Walter Payton, 1975-80
- 20 Gale Sayers, 1965-71
- 13 Rick Casares, 1955-64
- 5 Beattie Feathers, 1934-37

Consecutive Games, (100+)

- 5 Walter Payton, 11/13/77-12/11/77
- 3 Beattie Feathers, 9/30/34-10/10/34
- Rick Casares, 10/7/56-10/21/56
- Gale Sayers, 11/28/65-12/12/65
- Gale Sayers, 12/10/67-9/15/68
- Gale Sayers, 10/26/69-11/9/69
- Walter Payton, 10/3/76-10/17/76
- Walter Payton, 9/2/79-9/16/79
- Walter Payton, 10/21/79-11/4/79
- Walter Payton, 10/6/80-10/19/80

Games, (100+) Season

- 10 Walter Payton, 1977
- 9 Walter Payton, 1979
- 8 Walter Payton, 1980
- 7 Rick Casares, 1956
- Walter Payton, 1976
- 6 Walter Payton, 1978
- 5 Beattie Feathers, 1934
- Gale Sayers, 1968

Longest Run From Scrimmage

- 86 Bill Osmanski, (TD) 10/15/39
- 85 Pete Stinchcomb, (TD) 11/20/21
- 82 Beattie Feathers, (TD) 10/10/34

Consecutive Seasons, (1,000+)

- 5 Walter Payton, 1976, 77, 78, 79, 80

Games, (200+) Season

- 2 Walter Payton, 1977

Games, (200+) Career

- 2 Walter Payton, 1975-78

Average Gain**Average Gain, Lifetime (250+)**

- 6.62 Bobby Douglass, 1969-75
- 5.77 Beattie Feathers, 1934-37
- 5.00 Gale Sayers, 1965-71

Average Gain, Season (100+)

- 9.94 Beattie Feathers, 1934
- 6.87 Bobby Douglass, 1972
- 6.20 Gale Sayers, 1968

Average Gain, Game (10+)

- 11.75 Joe Maniaci, 10/2/39
- 11.59 Gale Sayers, 12/18/66
- 11.18 Rick Casares, 12/16/56

Touchdowns**Touchdowns, Lifetime**

- 65 Walter Payton, 1975-80
- 49 Rick Casares, 1955-64

39 Gale Sayers, 1965-71

- 26 Hugh Gallameau, 1941-42, 45-47
- Willie Galimore, 1957-63

Touchdowns, Season

- 14 Gale Sayers, 1965
- Walter Payton, 1977
- Walter Payton, 1979
- 13 Walter Payton, 1976
- 12 Rick Casares, 1956
- 11 Johnny Lujack, 1950
- Walter Payton, 1978

Touchdowns, Game

- 4 Rick Casares, 10/28/56
- Rick Casares, 12/6/59
- Gale Sayers, 12/12/65
- Bobby Douglass, 11/4/73
- 3 5 Players Tied

Consecutive Games, 1+ TDs

- 7 Gale Sayers, 10/26/69-12/6/69
- Walter Payton, 10/3/76-11/14/76
- 6 Beattie Feathers, 9/30/34-10/28/34
- Johnny Lujack, 10/1/50-11/12/50
- Rick Casares, 11/1/59-12/6/59
- Gale Sayers, 11/14/65-12/19/65

PASSING**Rating, Lifetime (400+ passes)**

- 75.0 Sid Luckman, 1939-50
- 73.4 Bill Wade, 1961-66
- 72.8 Rudy Bukich, 1958-59, 62-68

Rating, Season (100+)

- 107.8 Sid Luckman, 1943
- 95.5 Sid Luckman, 1941
- 93.7 Bill Wade, 1961

Passes**Passes, Lifetime**

- 1,744 Sid Luckman, 1939-50
- 1,407 Bill Wade, 1961-66
- 1,246 Ed Brown, 1954-61

Passes, Season

- 412 Bill Wade, 1962
- 385 Jack Concannon, 1970
- 362 George Blanda, 1953

Passes, Game

- 57 Bill Wade, 10/25/64
- 52 Johnny Lujack, 10/23/49
- 50 Jack Concannon, 12/20/70

Completions**Completions, Lifetime**

- 904 Sid Luckman, 1939-50
- 767 Bill Wade, 1961-66
- 607 Ed Brown, 1954-61

300-Yard Passing Games

12/11/49 Johnny Lujack	39-24-468	10/9/60 Ed Brown	21-13-333
11/18/62 Bill Wade	46-28-466	10/29/50 Johnny Lujack	39-20-331
11/14/43 Sid Luckman	32-21-433	10/8/61 Bill Wade	25-13-330
10/17/54 George Blanda	47-21-359	11/25/62 Bill Wade	32-23-328
10/14/62 Bill Wade	34-18-356	10/11/59 Ed Brown	29-14-323
12/17/61 Bill Wade	34-23-355	11/19/61 Bill Wade	34-18-323
12/12/65 Rudy Bukich	32-16-347	10/25/64 Bill Wade	57-33-321
10/19/47 Sid Luckman	26-18-342	10/23/49 Johnny Lujack	52-29-319
9/20/64 Bill Wade	31-23-341	10/21/62 Bill Wade	26-13-318
10/24/54 George Blanda	46-28-338	12/7/80 Vince Evans	22-18-316
12/13/70 Jack Concannon	34-21-338	10/12/47 Sid Luckman	25-14-314
11/19/67 Jack Concannon	24-11-336	12/13/53 George Blanda	37-20-306
10/25/53 George Blanda	47-23-334	12/6/69 Virg Carter	49-31-301

Completions, Season

- 225 Bill Wade, 1962
- 194 Jack Concannon, 1970
- 192 Bill Wade, 1963

Completions, Game

- 33 Bill Wade, 10/25/64
- 31 Virgil Carter, 12/6/69
- 29 Johnny Lujack, 10/23/49

Completion Percentage

Completion Percentage, Lifetime (250+ comp.)

- 54.5 Bill Wade, 1961-66, 767 of 1,407
- 54.0 Rudy Bukich, 1958-59, 62-68, 474 of 878
- 51.8 Sid Luckman, 1939-50, 904 of 1,744

Completion Percentage, Season (60+)

- 61.9 Rudy Bukich, 1964, 99 of 160
- 57.1 Sid Luckman, 1941, 68 of 119
- Ed Brown, 1956, 96 of 168

Completion Percentage, Game (10+)

- 86.7 Bob Williams, 10/12/52, 13 of 15
- 83.3 Gene Ronzani, 10/22/44, 10 of 12
- Ed Brown, 11/20/55, 15 of 18
- Bill Wade, 11/8/64, 10 of 12

Yards Passing

Yards Passing, Lifetime

- 14,686 Sid Luckman, 1939-50
- 9,958 Bill Wade, 1961-66
- 9,698 Ed Brown, 1954-61

Yards Passing, Season

- 3,172 Bill Wade, 1962
- 2,712 Sid Luckman, 1947
- 2,658 Johnny Lujack, 1949

Games, 300+ Yards, Lifetime

- 9 Bill Wade, 1961-66
- 4 George Blanda, 1949-58

Consecutive Games, 300+

- 2 Sid Luckman, 10/12/47-10/19/47
- George Blanda, 10/17/54-10/24/54
- Bill Wade, 10/14/62-10/21/62
- Bill Wade, 11/18/62-11/25/62

Games, 300+ Yards, Season

- 4 Bill Wade, 1962
- 3 Bill Wade, 1961
- 2 4 Players Tied

Yards Passing, Game

- 468 Johnny Lujack, 12/11/49
- 466 Bill Wade, 11/18/62
- 433 Sid Luckman, 11/14/43

Longest Pass Completion

- 98 Bill Wade (to John Farrington), (TD) 10/8/61
- 93 Jack Concannon (to Dick Gordon), (TD) 11/19/67
- 91 Ed Brown (to Willard Dewveall), (TD) 10/16/60

Touchdown Passes

Touchdown Passes, Lifetime

- 137 Sid Luckman, 1939-50
- 68 Bill Wade, 1961-66
- 63 Ed Brown, 1954-61

Touchdown Passes, Season

- 28 Sid Luckman, 1943
- 24 Sid Luckman, 1947
- 23 Johnny Lujack, 1949

Touchdown Passes, Game

- 7 Sid Luckman, 11/14/43
- 6 Johnny Lujack, 12/11/49
- 5 Ray Buivid, 12/5/37

Consecutive Games, 1+ TD Pass

- 19 Sid Luckman, 11/22/42-11/26/44
- 14 Sid Luckman, 10/12/47-10/17/48

Passes Had Intercepted

Passes Had Intercepted, Lifetime

132	Sid Luckman, 1939-50
88	Ed Brown, 1954-61
70	George Blanda, 1949-58

Passes Had Intercepted, Season

31	Sid Luckman, 1947
24	Bill Wade, 1962

Passes Had Intercepted, Game

7	Edmund (Zeke) Bratkowski, 10/2/60
5	7 Players Tied

Passes (none intercepted), Game

46	Bill Wade, 10/11/64
38	Bill Wade, 10/4/64

Percentage, Intercepted

Lowest Percentage, Lifetime (400+ passes)

4.69	Bill Wade, 1961-66. (66 int.; 1,407 att.)
5.13	Rudy Bukich, 1958-59. 62-68 (45 int.; 878 att.)
5.47	Jack Concannon, 1967-71 (52 int.; 951 att.)

Lowest Percentage, Season (100+)

2.88	Rudy Bukich, 1965 (9 int.; 312 att.)
3.13	Mike Phipps, 1979 (8 int.; 255 att.)
3.37	Bill Wade, 1963 (12 int.; 356 att.)
4.00	Bobby Douglass, 1974 (4 int.; 100 att.)

Average Gain Per Attempt

Average Gain, Lifetime (400+ passes)

8.42	Sid Luckman, 1939-50
8.23	Bernie Masterson, 1934-40
7.79	Johnny Lujack, 1948-51

Average Gain, Season (100+)

10.86	Sid Luckman, 1943
9.924	Sid Luckman, 1941
9.923	Ed Brown, 1956

Average Gain, Game (10+)

17.09	Charlie O'Rourke, 11/22/42
16.88	Sid Luckman, 10/5/41
16.67	Gene Ronzani, 10/22/44

PASS RECEIVING

Pass Receptions, Lifetime

356	Johnny Morris, 1958-67
316	Mike Ditka, 1961-66
238	Dick Gordon, 1965-71

Pass Receptions, Season

93	Johnny Morris, 1964
75	Mike Ditka, 1964

Pass Receptions, Game

14	Jim Keane, 10/23/49
13	Mike Ditka, 10/25/64

Consecutive Games, 1+

49	Mike Ditka, 12/3/61-10/10/65
30	Johnny Morris, 12/15/63-9/11/66

Yards Gained

Yards Gained, Lifetime

5,059	Johnny Morris, 1958-67
4,616	Harlon Hill, 1954-61

Seasons, 1,000+ Yards

2	Harlon Hill, 1954, 56
1	3 Players Tied

Yards Gained, Season

1,200	Johnny Morris, 1964
1,128	Harlon Hill, 1956
1,124	Harlon Hill, 1954

Games 100+ Yards, Lifetime

19	Harlon Hill, 1954-61
15	Johnny Morris, 1958-67
14	Mike Ditka, 1961-66

Consecutive Games, 100+

3	Harlon Hill, 11/11/56-11/25/56
2	7 Players Tied

Games, 100+ Yards, Season

7	Harlon Hill, 1954
6	Harlon Hill, 1956
	Johnny Morris, 1964

Yards Gained, Game

214	Harlon Hill, 10/31/54
201	Johnny Morris, 11/18/62
198	Harlon Hill, 10/21/56

150-Yard Pass Receiving Games

10/31/54	Harlon Hill	7-214	12/15/63	Johnny Morris	8-171
11/18/62	Johnny Morris	10-201	10/25/64	Mike Ditka	13-168
10/21/56	Harlon Hill	9-198	10/25/53	Jim Dooley	6-164
11/25/56	Harlon Hill	7-195	11/20/60	Willard Dewveall	6-163
10/23/49	Jim Keane	14-193	12/14/47	Jim Keane	7-161
11/12/61	Mike Ditka	9-190	11/15/70	Dick Gordon	5-158
11/8/64	Johnny Morris	10-183	12/7/47	George McAfee	9-157
11/19/67	Dick Gordon	4-178	12/9/62	Mike Ditka	6-155
10/29/50	Ken Kavanaugh	8-177	10/30/55	Harlon Hill	8-151
12/11/49	John Hoffman	8-174	12/16/51	Gene Schroeder	4-150

Longest Pass Reception

- 98 John Farrington (from Bill Wade).
(TD) 10/8/61
93 Dick Gordon (from Jack Concannon).
(TD) 11/19/67
91 Willard Dewveall (from Ed Brown)
(TD) 10/16/60

Average Gain

Average Gain, Lifetime (75+ rec.)

- 22.38 Ken Kavanaugh, 1940-41, 45-50
21.67 Ray (Scooter) McLean, 1940-47

Average Gain, Season (30+)

- 25.56 Ken Kavanaugh, 1947
24.98 Harlon Hill, 1954

Average Gain, Game (4+)

- 44.75 Dick Gordon, 11/19/67
37.50 Gene Schroeder, 12/16/51

Touchdowns

Touchdowns, Lifetime

- 50 Ken Kavanaugh, 1940-41, 45-50
40 Harlon Hill, 1954-61

Touchdowns, Season

- 13 Ken Kavanaugh, 1947
Dick Gordon, 1970
12 Harlon Hill, 1954
Mike Ditka, 1961

Touchdowns, Game

- 4 Harlon Hill, 10/31/54
Mike Ditka, 10/13/63
3 6 Players Tied

Consecutive Games, 1+ TD

- 7 Ken Kavanaugh, 11/2/47-12/14/47
5 Mike Ditka, 10/22/61-11/19/61

INTERCEPTIONS BY

Interceptions By, Lifetime

- 37 Richie Petitbon, 1959-68
27 Bennie McRae, 1962-70
26 Dave Whitsell, 1961-66

Interception By, Season

- 9 Roosevelt Taylor, 1963
8 Clyde (Bulldog) Turner, 1942
Johnny Lujack, 1948
Richie Petitbon, 1963

Interceptions By, Game

- 3 Hank Margarita, 11/11/45
Johnny Lujack, 9/26/48
Richie Petitbon, 9/24/67
Curtiss Gentry, 11/19/67
Ross Brupbacher, 12/12/76

Consecutive Games, 1+

- 4 Clyde (Bulldog) Turner, 9/27/42-10/18/42
S. J. Whitman, 12/13/53-10/10/54
Ken Gorgal, 10/9/55-10/30/55
Erich Barnes, 10/12/58-11/2/58
Richie Petitbon, 12/10/61-9/23/62
Charlie Ford, 10/28/73-11/18/73

Yards Returned

Yards Returned, Lifetime

- 643 Richie Petitbon, 1959-68
485 Bennie McRae, 1962-70
414 Roosevelt Taylor, 1961-69

Yards Returned, Season

- 212 Richie Petitbon, 1962
182 J. C. Caroline, 1956
172 Don Kindt, 1953
Roosevelt Taylor, 1963

Yards Returned, Game

- 101 Richie Petitbon, 12/9/62
96 Clyde (Bulldog) Turner, 10/26/47
Roosevelt Taylor, 10/20/68
89 Bennie McRae, 10/24/65

Longest Interception Return

- 101 Richie Petitbon, (TD) 12/9/62
96 Clyde (Bulldog) Turner, (TD) 10/26/47
Roosevelt Taylor, (TD) 10/20/68
89 Bennie McRae, (TD) 10/24/65

Touchdowns

Touchdowns, Lifetime

- 4 Bennie McRae, 1962-70
3 Richie Petitbon, 1959-68
Roosevelt Taylor, 1961-69

Touchdowns, Season

- 2 Jerry Weatherly, 1950
J. C. Caroline, 1956
Bennie McRae, 1967

Touchdowns, Game

- 1 By many players. Last:
Lenny Walterscheid, 12/7/80

PUNTING

Punts

Punts, Lifetime

- 833 Bobby Joe Green, 1962-73
633 Bob Parsons, 1972-80
343 Ed Brown, 1954-61
243 Fred (Curley) Morrison, 1950-53

Punts, Season

- 99 Bob Parsons, 1976
96 Bob Parsons, 1978
93 Bob Parsons, 1975

Punts, Game

- 14 Keith Molesworth, 12/10/33
- 11 Ed Brown, 11/29/59
- Bobby Joe Green, 12/2/73
- Bob Parsons, 12/12/76

Yards Punting

Yards Punting, Lifetime

- 35,057 Bobby Joe Green, 1962-73
- 24,339 Bob Parsons, 1972-80
- 13,912 Ed Brown, 1954-61
- 10,170 Fred (Curley) Morrison, 1950-53

Yards Punting, Season

- 3,726 Bob Parsons, 1976
- 3,625 Bob Parsons, 1975
- 3,549 Bob Parsons, 1978

Yards Punting, Game

- 517 Keith Molesworth, 12/10/33
- 476 Bob Parsons, 11/6/77
- 471 George Gulyanics, 11/14/48
- 441 Bob Parsons, 10/5/75

Longest Punt

- 94 Joe Lintzenich, 11/16/31
- 79 George McAfee, 11/17/40
- 78 Sid Luckman, 10/31/43

Average

Average, Lifetime (75+ punts)

- 44.53 George Gulyanics, 1947-52
- 42.09 Bobby Joe Green, 1962-73
- 41.85 Fred (Curley) Morrison, 1950-53

Average, Season (30+ punts)

- 46.47 Bobby Joe Green, 1963
- 44.52 Bobby Joe Green, 1964
- 44.22 George Gulyanics, 1948

Average, Game (4+ punts)

- 57.25 Fred (Curley) Morrison, 11/16/52
- 53.40 Ed Brown, 10/30/60
- 52.43 Bobby Joe Green, 12/1/63

Punts Had Blocked

Punts Had Blocked, Lifetime

- 5 Ed Brown, 1954-61
- Bob Parsons, 1972-80
- 4 Fred (Curley) Morrison, 1950-53
- Bob Parsons, 1972-80

Punts Had Blocked, Season

- 2 Fred (Curley) Morrison, 1953
- Ed Brown, 1960
- Jon Kilgore, 1968
- Bob Parsons, 1977

Punts Had Blocked, Game

- 2 Jon Kilgore, 12/8/68
- 1 By many players. Last:
- Bob Parsons, 11/11/79

PUNT RETURNS

Punt Returns, Lifetime

- 112 George McAfee, 1940-41, 45-50
- 104 Johnny Morris, 1958-67
- 103 Steve Schubert, 1975-79

Punt Returns, Season

- 42 Virgil Livers, 1975
- 36 Ike Hill, 1973

Punt Returns, Game

- 7 George McAfee, 10/15/50
- Ron Smith, 10/15/50
- Steve Schubert, 12/4/77
- 6 6 Players Tied

Fair Catches

Fair Catches, Lifetime

- 47 Steve Schubert, 1975-79
- 32 Gale Sayers, 1965-71
- 24 Cecil Turner, 1968-73

Fair Catches, Season

- 21 Steve Schubert, 1978
- 17 Cecil Turner, 1968
- 12 Dick Gordon, 1967

Fair Catches, Game

- 4 Cecil Turner, 10/28/68
- Steve Schubert, vs G.B., 10/8/78
- Steve Schubert, vs G.B., 12/10/78
- 3 6 Players Tied

Yards Returned

Yards Returned, Lifetime

- 1,431 George McAfee, 1940-41, 45-50
- 893 Johnny Morris, 1958-67
- 866 Steve Schubert, 1975-79

Yards Returned, Season

- 456 Virgil Livers, 1975
- 417 George McAfee, 1948
- 284 George McAfee, 1950

Yards Returned, Game

- 134 Gale Sayers, 12/12/65
- 108 George McAfee, 10/10/48
- 102 Ray (Scooter) McLean, 10/11/42

Longest Punt Return

- 89 Ray (Scooter) McLean, (TD) 10/11/42
- 85 Gale Sayers, (TD) 12/12/65
- 78 Johnny Morris, (TD) 10/11/59

Average Return

Average Return, Lifetime (25+)

- 14.81 Ray (Scooter) McLean, 1940-47
- 14.48 Gale Sayers, 1965-71

Average Return, Season (1+ Per Game)

15.80 Harry Clark, 1943

14.88 Gale Sayers, 1965

Highest Average Return, Game (3+)

36.00 George McAfee, 10/10/48

34.00 Ray (Scooter) McLean, 10/11/42

26.80 Gale Sayers, 12/12/65

Touchdowns**Touchdowns, Lifetime**

3 Ray (Scooter) McLean, 1940-47

Steve Schubert, 1975-79

2 George McAfee, 1940-41, 45-50

Gale Sayers, 1965-71

Steve Schubert, 1975-78

Touchdowns, Season

1 By many players

Touchdowns, Game1 By many players. Last:
Steve Schubert, vs Det., 11/4/79**KICKOFF RETURNS****Kickoff Returns, Lifetime**

108 Cecil Turner, 1968-73

91 Gale Sayers, 1965-71

85 Ron Smith, 1965, 70-72

Kickoff Returns, Season

31 Cecil Turner, 1971

30 Ron Smith, 1972

Kickoff Returns, Game

8 Brian Baschnagel, 11/6/77

6 Charlie Sumner, 11/27/55

Ron Smith 11/19/72

Brian Baschnagel, 11/13/77

5 9 Players Tied

Yards Returned**Yards Returned, Lifetime**

2,781 Gale Sayers, 1965-71

2,616 Cecil Turner, 1968-73

2,263 Ron Smith, 1965, 70-72

Yards Returned, Season

924 Ron Smith, 1972

754 Brian Baschnagel, 1976

752 Cecil Turner, 1970

718 Gale Sayers, 1966

Yards Returned, Game

208 Ron Smith, 11/19/72

185 Brian Baschnagel, 11/6/77

178 Ron Smith, 12/17/72

170 Gale Sayers, 10/17/65

Longest Kickoff Return

103 Gale Sayers, (TD) 9/17/67

100 Don Bingham, (TD) 11/18/56

99 Willie Galimore, (TD) 10/4/58

Average Return**Average Return, Lifetime (25+)**

30.56 Gale Sayers, 1965-71

26.62 Ron Smith, 1965, 70-72

25.58 Willie Galimore, 1957-63

24.87 Len Walterscheid, 1977-79

Average Return, Season (1+ per game)

37.69 Gale Sayers, 1967

32.70 Cecil Turner, 1970

31.71 Walter Payton, 1975

Average Return, Game (3+)

52.00 Cecil Turner, 9/19/70

48.67 Dick Gordon, 9/16/66

48.33 Gale Sayers, 12/3/67

Touchdowns**Touchdowns, Lifetime**

6 Gale Sayers, 1965-71

4 Cecil Turner, 1968-73

Touchdowns, Season

4 Cecil Turner, 1970

3 Gale Sayers, 1967

2 Gale Sayers, 1966

Touchdowns, Game1 By many players. Last:
Dave Williams, vs. Det., 11/27/80**FUMBLES****Fumbles, Lifetime**

35 Rick Casares, 1955-64

34 Willie Galimore, 1957-63

Gale Sayers, 1965-71

28 Bobby Douglass, 1969-75

Fumbles, Season

14 Gary Huff, 1974

13 Carl Garrett, 1973

12 Chick Jagade, 1954

Rudy Bukich, 1965

Fumbles, Game

4 Hugh Gallarneau, 12/1/46

Rudy Bukich, 12/5/65

3 9 Players Tied

Total Fumbles Recovered**Fumbles Recovered, Lifetime**

27 Dick Butkus, 1965-73 (2-own, 25-opp)

21 Joe Fortunato, 1955-66 (21-opp)

17 Bill George, 1952-65 (1-own, 16-opp)

Fumbles Recovered, Season

- 7 Dick Butkus, 1965 (1-own, 6-opp)
- Gary Huff, 1974 (7-own)
- 6 Don Kindt, 1947 (3-own, 3-opp)
- Jack Concannon, 1970 (6-own)

Fumbles Recovered, Game

- 3 Gary Huff, (3-own) 9/15/74
- Virgil Livers, (3-own) 10/5/75
- 2 By many players.

Own Fumbles Recovered**Own Fumbles Recovered, Lifetime**

- 13 Gale Sayers, 1965-71
- 10 Ed Brown, 1954-61
- 9 Johnny Morris, 1958-67
- Ron Bull, 1962-70

Own Fumbles Recovered, Season

- 7 Gary Huff, 1974
- 6 Jack Concannon, 1970
- 5 Bobby Douglass, 1972

Own Fumbles Recovered, Game

- 3 Gary Huff, 9/15/74
- Virgil Livers, 10/5/75

Opponents' Fumbles Recovered**Opponents' Fumbles Recovered, Lifetime**

- 25 Dick Butkus, 1965-73
- 21 Joe Fortunato, 1955-66
- 16 Bill George, 1952-65

Opponents' Fumbles Recovered, Season

- 6 Dick Butkus, 1965
- 5 Ed O'Bradovich, 1962
- 4 7 Players Tied

Opponents' Fumbles Recovered, Game

- 2 By many players. Last:
- Dan Hampton, 9/16/79

**Yards Returned
(Total Fumbles)****Yards Returned, Lifetime**

- 128 Charlie Sumner, 1955, 58-60 (128-opp)
- 111 Ed Sprinkle, 1944-55 (1-own, 110-opp)
- 84 Larry Brink, 1954 (84-opp)

Yards Returned, Season

- 101 Charlie Sumner, 1958 (101-opp)
- 84 Larry Brink, 1954 (84-opp)
- 62 Bill Garrett, 1950 (62-opp)

Yards Returned, Game

- 86 Charlie Sumner, 12/7/58
- 84 Larry Brink, 11/28/54
- 62 Bill Garrett, 11/5/50

Yards Returned (Own Fumbles)**Yards Returned, Lifetime**

- 36 John Adams, 1959-62
- 24 Ike Hill, 1973-74
- 22 Ron Bull, 1962-70

Yards Returned, Season

- 36 John Adams, 1961
- 24 Ike Hill, 1973
- 21 Ron Bull, 1962

Yards Returned, Game

- 36 John Adams, 11/19/61
- 24 Ike Hill, 11/12/73
- 21 Ron Bull, 11/4/62

Longest Return, Own Fumble

- 36 John Adams, 11/19/61
- 24 Ike Hill, 11/12/73
- 21 Ron Bull, 11/4/62

**Yards Returned
(Opponents' Fumbles)****Yards Returned, Lifetime**

- 128 Charlie Sumner, 1955, 58-60
- 110 Ed Sprinkle, 1944-55
- 84 Larry Brink, 1954

Yards Returned, Season

- 101 Charlie Sumner, 1958
- 84 Larry Brink, 1954
- 62 Bill Garrett, 1950

Yards Returned, Game

- 86 Charlie Sumner, 12/7/58
- 84 Larry Brink, 11/28/54
- 62 Bill Garrett, 11/5/50

Longest Return (Opponents' Fumble)

- 98 George Halas, (TD) 11/4/23
- 86 Charlie Sumner, (TD) 12/7/58
- 84 Larry Brink, (TD) 11/28/54

Touchdowns (Total Fumbles)**Touchdowns, Lifetime**

- 2 Fred Evans, 1948 (2-opp)
- Ken Kavanaugh, 1940-41, 45-50 (2-own)
- Ed Sprinkle, 1944-55 (2-opp)
- Mike Ditka, 1961-66 (2-own)

Touchdowns, Season

- 2 Fred Evans, 1948 (2-opp)

Touchdowns, Game

- 2 Fred Evans, (2-opp) 11/28/48
- 1 By many players. Last:
- Alan Page (opp) 12/14/80

Touchdowns (Own Fumbles)**Touchdowns, Lifetime**

- 2 Ken Kavanaugh, 1940-41, 45-50
- Mike Ditka, 1961-66

Touchdowns, Season
1 By many players.

Touchdowns, Game

- 1 By many players. Last:
Johnny Musso. 11/31/76

**Touchdowns
(Opponents' Fumbles)**

Touchdowns, Lifetime

- 2 Fred Evans. 1948
Ed Sprinkle. 1944-55

Touchdowns, Season

- 2 Fred Evans. 1948

Touchdowns, Game

- 2 Fred Evans. 11/28/48
1 By many players. Last:
Alan Page. 12/14/80

TAKEAWAYS

(Interceptions and Opponents' Fumbles Recovered)

Takeaways, Lifetime

- 47 Dick Butkus. 1965-73
(22-int. 25-opp fum rec)
44 Richie Petitbon. 1959-68
(37-int. 7-opp fum rec)
37 Joe Fortunato. 1955-66
(16-int. 21-opp fum rec)

Takeaways, Season

- 12 Roosevelt Taylor. 1963
(9-int. 3-opp fum rec)
11 Dick Butkus. 1965
(5-int. 6-opp fum rec)
10 Richie Petitbon. 1963
(8-int. 2-opp fum rec)
Ross Brupbacher. 1977
(7-int. 3-opp fum rec)

Takeaways, Game

- 4 Bill George. (2-int. 2-opp fum rec)
12/3/61
3 9 Players Tied

**COMBINED
NET YARDS GAINED**

(Includes Attempts and Yards Gained on Rushes,
Pass Receptions and Returns of Interceptions,
Punts, Kickoffs and Fumbles)

Attempts

Attempts, Lifetime

- 2,084 Walter Payton. 1975-80
1,579 Rick Casares. 1955-64
1,234 Gale Sayers. 1965-71
977 Ron Bull. 1962-70

Attempts, Season

- 400 Walter Payton. 1979
383 Walter Payton. 1978
373 Walter Payton. 1977
363 Walter Payton. 1980
327 Walter Payton. 1976

Attempts, Game

- 41 Walter Payton. 11/20/77
Walter Payton. 10/7/79
37 Walter Payton. 11/7/76
34 Walter Payton. 11/13/77
Walter Payton. 12/11/77

Yards Gained

Yards Gained, Lifetime

- 10,716 Walter Payton. 1975-80
9,435 Gale Sayers. 1965-71
8,276 Johnny Morris. 1958-67
7,308 Rick Casares. 1955-64

Yards Gained, Season

- 2,440 Gale Sayers. 1966
2,272 Gale Sayers. 1965
2,216 Walter Payton. 1977
1,923 Walter Payton. 1979
1,875 Walter Payton. 1978

Yards Gained, Game

- 339 Gale Sayers. vs Minn., 12/18/66
336 Gale Sayers. vs S.F., 12/12/65
300 Walter Payton. vs. N.O., 12/21/75

Team Records

**OFFENSE
WON-LOST**

- + **Winning Percentage, Season**
1,000 1934 (13 games) 13-0
1942 (11 games) 11-0
- **Winning Percentage, Season**
.071 1969 (14 games) 1-13

Consecutive Games Won

- 17 Nov. 26, 1933-Dec. 2, 1934
16 Nov. 9, 1941-Dec. 6, 1942

Consecutive Games Without Losing

- 24 Nov. 9, 1941-Nov. 14, 1943

Consecutive Games Lost

- 8 Dec. 15, 1968-Nov. 2, 1969
Sept. 25-Nov. 12, 1978

Consecutive Games Without Winning
10 Nov. 23, 1929-Sept. 28, 1930

SCORING

Most Points, Season

409 1965 (14 games)
396 1941 (11 games)

Fewest Points, Season

133 1933 (13 games)
151 1932 (14 games)

Most Points, Game

61 vs. S.F., Dec. 12, 1965
vs. G.B., Dec. 7, 1980

Touchdowns

Most Touchdowns, Season

56 1941 (11 games)
54 1965 (14 games)

Fewest Touchdowns, Season

16 1933 (13 games)
18 1974 (14 games)

Most Touchdowns, Game

9 vs. S.F., Dec. 12, 1965
vs. G.B., Dec. 7, 1980

Extra Points

Most Extra Points, Season

52 1965 (14 games)
51 1948 (12 games)

Fewest Extra Points, Season

15 1933 (13 games)
16 1932 (14 games)

Extra Points Missed, Season

11 1939 (11 games)
1941 (11 games)

Extra Points (no misses), Season

37 1955 (12 games)

Extra Points, Game

8 vs. N.Y., Nov. 14, 1943
vs. Wash., Oct. 26, 1947

Extra Points Missed, Game

3 vs. Phil., Oct. 13, 1935 (3/6)
vs. N.Y., Nov. 8, 1936 (1/4)
vs. Pitt., Oct. 2, 1939 (2/5)
vs. Chi. Cards, Oct. 12, 1941 (5/8)
vs. Clev., Nov. 9, 1941 (1/4)

Field Goals

+ Field Goals, Season

25 1968 (14 games)

- Field Goals, Season

0 1944 (10 games)
1947 (12 games)

Since 1961:

8 1969 (14 games)

Field Goals, Game

5 vs. Det., Dec. 3, 1961
vs. Phil., Oct. 20, 1968

Field Goals Attempted, Season

36 1968 (14 games)

Fewest Attempted, Season

0 1944 (10 games)
Since 1961:

13 1974 (14 games)

Field Goals Attempted, Game

7 vs. G.B., Nov. 17, 1963

Safeties

Most Safeties, Season

2 1933 (13 games)
1938 (11 games)
1952 (12 games)
1969 (14 games)
1976 (14 games)

Most Safeties, Game

2 vs. Pitt., Nov. 9, 1969

FIRST DOWNS

+ First Downs, Season

286 1980 (16 games)
263 1947 (12 games)
262 1978 (16 games)
1979 (16 games)
257 1963 (14 games)
1965 (14 games)

- First Downs, Season

114 1937 (11 games)
115 1933 (13 games)
Since 1961:
175 1967 (14 games)

+ First Downs, Game

33 vs. G.B. Packers, Dec. 7, 1980
30 vs. N.Y. Yanks, Dec. 9, 1951

- First Downs, Game

2 vs. G.B. Packers, Dec. 10, 1933

Rushing

+ First Downs Rushing, Season

141 1950 (12 games)
1951 (12 games)

- First Downs Rushing, Season

55 1970 (14 games)

+ First Downs Rushing, Game

19 vs. G.B., Nov. 6, 1955
vs. G.B., Oct. 30, 1977

- **First Downs Rushing, Game**
0 vs. Chi. Cards, Oct. 14, 1945
vs. Balt., Oct. 5, 1957

Passing

- + **First Downs Passing, Season**
144 1954 (12 games)
141 1964 (14 games)
- **First Downs Passing, Season**
41 1940 (11 games)
48 1942 (11 games)
54 1972 (14 games)
- + **First Downs Passing, Game**
21 vs. Dall., Nov. 18, 1962
- **First Downs Passing, Game**
0 vs. G.B., Nov. 7, 1937
vs. G.B., Sept. 28, 1941

By Penalty

- + **First Downs By Penalty, Season**
32 1963 (14 games)
- **First Downs By Penalty, Season**
5 1939 (11 games)
Since 1961:
12 1972 (14 games)
1977 (14 games)

- First Downs By Penalty, Game**
9 vs. Cleve., Nov. 25, 1951

NET YARDS GAINED (RUSHING & PASSING)

- + **Yards Gained, Season**
5,053 1947 (12 games)
4,897 1965 (14 games)
- **Yards Gained, Season**
2,641 1937 (11 games)
Since 1961:
3,129 1973 (14 games)
- + **Yards Gained, Game**
682 vs. N.Y. Giants, Nov. 14, 1943
- **Yards Gained, Game**
66 vs. Den., Dec. 5, 1971

RUSHING

Attempts

- Most Attempts, Season**
634 1978 (16 games)
- Fewest Attempts, Season**
353 1954 (12 games)
1970 (14 games)

- Most Attempts, Game**
72 vs. Brk., Oct. 20, 1935
- Fewest Attempts, Game**
14 vs. Minn., Dec. 13, 1964

Yards Gained

- Most Yards Gained, Season**
2,847 1934 (13 games)
- Fewest Yards Gained, Season**
1,092 1970 (14 games)
- Most Yards Gained, Game**
408 vs. Brk., Oct. 20, 1935
- Fewest Yards Gained, Game**
1 vs. L.A., Oct. 26, 1952

Average Gain

- Highest Average Gain, Season**
5.19 1934 (13 games)
4.75 1968 (14 games)
- Lowest Average Gain, Season**
3.08 1953 (12 games)
3.09 1970 (14 games)
- Highest Average Gain, Game**
13.75 vs. Cin., Sept. 30, 1934
- Lowest Average Gain, Game**
0.03 vs. L.A., Oct. 26, 1952

Touchdowns

- Most Touchdowns, Season**
30 1941 (11 games)
27 1965 (14 games)
- Fewest Touchdowns, Season**
3 1933 (13 games)
1970 (14 games)
- Most Touchdowns, Game**
6 vs. Det., Oct. 19, 1941

PASSING

Passes

- Most Passes, Season**
494 1964 (14 games)
- Fewest Passes, Season**
147 1937 (11 games)
Since 1961:
205 1972 (14 games)
- Most Passes, Game**
59 vs. N.Y. Giants, Oct. 23, 1949
- Fewest Passes, Game**
4 vs. Det., Oct. 15, 1967

Completions

- Most Completions, Season**
282 1964 (14 games)

Fewest Completions, Season

56 1937 (11 games)

Since 1961:

78 1972 (14 games)

Most Completions, Game

34 vs. N.Y. Giants, Oct. 23, 1949

Fewest Completions, Game

1 vs. G.B., Oct. 27, 1935

vs. Det., Nov. 25, 1937

vs. G.B., Sept. 18, 1938

vs. G.B., Sept. 28, 1941

vs. Phil., Dec. 10, 1972

Completion Percentage

Highest Percentage, Season

57.1 1964 (14 games), 282 of 494

Lowest Percentage, Season

29.7 1934 (13 games), 57 of 192

Highest Percentage, Game (10+ comp.)

83.3 vs. G.B., Dec. 7, 1980, 20 of 24

Lowest Percentage, Game (10+ passes)

11.7 vs. Den., Dec. 12, 1976, 2 of 17

Yards Passing (Net Since 1952)

Most Yards Passing, Season

3,104 1954 (12 games)

Fewest Yards Passing, Season

955 1934 (13 games)

1,108 1972 (14 games)

Most Yards Passing, Game

488 vs. N.Y. Giants, Nov. 14, 1943

Fewest Yards Passing, Game

-16 vs. Hous., Nov. 6, 1977

Times Sacked

Most Times Sacked, Season

55 1969 (14 games)

Fewest Times Sacked, Season

20 1963 (14 games)

Most Times Sacked, Game

9 vs. Minn., Nov. 2, 1969

vs. Den., Dec. 5, 1971

Yards Lost Attempting To Pass

+ Yards Lost, Season

439 1969 (14 games)

- Yards Lost, Season

109 1947 (12 games)

175 1972 (14 games)

+ Yards Lost, Game

70 vs. Den., Dec. 5, 1971

Touchdown Passes

+ Touchdown Passes, Season

29 1947 (12 games)

- Touchdown Passes, Season

5 1950 (12 games)

+ Touchdown Passes, Game

7 vs. N.Y., Nov. 14, 1943

Passes Had Intercepted

+ Passes Had Intercepted, Season

35 1947 (12 games)

1954 (12 games)

- Passes Had Intercepted, Season

11 1941 (11 games)

12 1945 (10 games)

1965 (14 games)

+ Passes Had Intercepted, Game

8 vs. Det., Sept. 22, 1968

Percentage, Intercepted

+ Percentage, Intercepted, Season

14.95 1942 (11 games)

- Percentage, Intercepted, Season

3.32 1965 (14 games)

Average Gain Per Pass

+ Average Gain, Season

10.21 1941 (11 games)

- Average Gain, Season

4.97 1934 (13 games)

5.02 1969 (14 games)

PUNTING

Punts

Most Punts, Season

100 1976 (14 games)

96 1978 (16 games)

94 1975 (14 games)

Fewest Punts, Season

32 1941 (11 games)

58 1965 (14 games)

Most Punts, Game

17 vs. G.B., Oct. 22, 1933

14 vs. G.B., Dec. 10, 1933

Fewest Punts, Game

0 vs. G.B., Nov. 6, 1955

vs. N.Y., Nov. 28, 1965

vs. Det., Oct. 1, 1972

Average

Highest Average, Season

46.47 1963 (14 games)

Lowest Average, Season

35.73 1945 (10 games)

+ Average, Game (4+ punts)

57.25 vs. L.A., Nov. 16, 1952

- Average, Game (4+ punts)

25.00 vs. Card-Pitt., Dec. 3, 1944

PUNT RETURNS**Most Returns, Season**

60 1950 (12 games)

57 1970 (14 games)

Fewest Returns, Season

19 1968 (14 games)

Most Returns, Game

11 vs. Chi. Cards, Oct. 8, 1950

Fair Catches**Most Fair Catches, Season**

28 1967 (14 games)

Fewest Fair Catches, Season

3 1975 (14 games)

Most Fair Catches, Game

6 vs. St. L., Oct. 31, 1966

vs. Minn., Dec. 10, 1967

Yards Returned**Most Yards, Season**

781 1948 (12 games)

Fewest Yards, Season

81 1968 (14 games)

Most Yards, Game

151 vs. Chi. Cards, Oct. 12, 1941

Fewest Yards, Game

-6 vs. Minn., Dec. 19, 1965

Average Return**Highest Average, Season**

20.22 1941 (11 games)

Lowest Average, Season

3.40 1957 (12 games)

Touchdowns**Most Touchdowns, Season**

2 1941 (11 games)

Most Touchdowns, Game1 in many games. Last:
vs. Det., Nov. 4, 1979.**KICKOFF RETURNS****Most Returns, Season**

74 1975 (14 games)

Fewest Returns, Season

20 1942 (11 games)

26 1963 (14 games)

Most Returns, Game

10 vs. Chi. Cards, Nov. 27, 1955

Fewest Returns, Game

0 vs. Pitt., Oct. 26, 1941

vs. Clev., Nov. 29, 1942

vs. G.B., Nov. 7, 1943

vs. G.B., Sept. 26, 1948

vs. G.B., Sept. 25, 1949

vs. S.F., Nov. 19, 1950

vs. Balt., Oct. 10, 1954

Yards Returned**Most Yards, Season**

1,644 1975 (14 games)

Fewest Yards, Season

424 1963 (14 games)

Most Yards, Game

304 vs. G.B., Nov. 9, 1952

Fewest Yards, Game

0 in many games. Last:

vs. Minn., Oct. 1, 1967

Average Return**Highest Average Return, Season**

29.38 1972 (14 games)

Lowest Average Return, Season

16.31 1963 (14 games)

Touchdowns**Most Touchdowns, Season**

4 1970 (14 games)

Most Touchdowns, Game

2 vs. G.B., Sept. 22, 1940

vs. G.B., Nov. 9, 1952

FUMBLES**Most Fumbles, Season**

56 1938 (11 games)

Fewest Fumbles, Season

16 1963 (14 games)

Most Fumbles, Game

8 vs. Chi. Cards, Sept. 11, 1938

Total Fumbles Recovered**Most Recovered, Season**

51 1938 (11 games)

Fewest Recovered, Season

15 1943 (10 games)

16 1978 (16 games)

20 1969 (14 games)

Most Recovered, Game

- 8 vs. Clev., Nov. 24, 1940
- vs. Balt., Dec. 5, 1965
- vs. N.Y. Giants, Dec. 18, 1977

Own Fumbles Recovered**Most Own Recovered, Season**

- 37 1938 (11 games)
- 19 1942 (11 games)

Fewest Own Recovered, Season

- 5 1955 (12 games)
- 1963 (14 games)

Most Own Recovered, Game

- 7 vs. Chi. Cards, Sept. 11, 1938
- vs. N.Y. Giants, Dec. 18, 1977

Opponents' Fumbles Recovered**Most Opponents' Recovered, Season**

- 26 1952 (12 games)
- 24 1962 (14 games)
- 1965 (14 games)

Fewest Opponents' Recovered, Season

- 6 1943 (10 games)
- 11 1969 (14 games)

Most Opponents' Recovered, Game

- 5 vs. Clev., Sept. 15, 1939
- vs. Det., Nov. 22, 1942
- vs. Phil., Oct. 12, 1947
- vs. Chi. Cards, Dec. 14, 1952
- vs. G.B., Nov. 6, 1955
- vs. Chi. Cards, Nov. 29, 1959
- vs. Den., Sept. 30, 1973

Fumbles Lost**Most Lost, Season**

- 26 1973 (14 games)

Fewest Lost, Season

- 8 1978 (16 games)
- 1979 (16 games)
- 10 1956 (12 games)
- 1960 (12 games)

Most Lost, Game

- 5 vs. Chi. Cards, Dec. 1, 1940
- vs. Chi. Cards, Dec. 7, 1941
- vs. G.B., Nov. 9, 1947
- vs. Det., Nov. 23, 1952
- vs. Det., Dec. 14, 1958
- vs. Dall., Sept. 16, 1973

Touchdowns**(Total Fumbles Recovered)****Touchdowns (Total Fumbles), Season**

- 5 1942 (11 games)

Touchdowns (Total Fumbles), Game

- 2 vs. Wash., Nov. 28, 1948

PENALTIES**Most Penalties, Season**

- 122 1948 (12 games)

Fewest Penalties, Season

- 57 1955 (12 games)
- 69 1962 (14 games)

Most Penalties, Game

- 22 vs. Phil., Nov. 26, 1944

Fewest Penalties, Game

- 0 vs. Clev., Oct. 9, 1938
- vs. Minn., Oct. 23, 1972

Yards Penalized**Most Yards Penalized, Season**

- 1,194 1968 (14 games)

Fewest Yards Penalized, Season

- 498 1955 (12 games)
- 574 1972 (14 games)

Most Yards Penalized, Game

- 170 vs. Phil., Nov. 26, 1944

Fewest Yards Penalized, Game

- 0 vs. Clev., Oct. 9, 1938
- vs. Minn., Oct. 23, 1972

**DEFENSE
SCORING****Most Points Allowed, Season**

- 379 1964 (14 games)
- 1975 (14 games)

Fewest Points Allowed, Season

- 44 1932 (14 games)

Most Points Allowed, Game

- 53 vs. Chi. Cards, Nov. 27, 1955

Touchdowns**Most TDs Allowed, Season**

- 48 1975 (14 games)

Fewest TDs Allowed, Season

- 6 1932 (14 games)

Most TDs Allowed, Game

- 7 vs. Chi. Cards, Nov. 27, 1955
- vs. Balt., Oct. 4, 1958
- vs. G.B., Sept. 30, 1962
- vs. Balt., Sept. 27, 1964
- vs. S.F., Sept. 19, 1965

Extra Points**Most Allowed, Season**

- 47 1975 (14 games)

Fewest Allowed, Season

- 4 1932 (14 games)

Most Missed by Opponents, Season
6 1955 (12 games)

Most Allowed, Game
7 vs. G.B., Sept. 30, 1962
vs. Balt., Sept. 27, 1964

Most Missed by Opponents, Game
3 vs. Clev., Nov. 24, 1940 (1/4)

Field Goals

Most FGs Allowed, Season
25 1973 (14 games)

Fewest FGs Allowed, Season
0 1932 (14 games)
1942 (11 games)

Most FGs Allowed, Game
5 vs. Wash., Nov. 14, 1971
vs. Minn., Sept. 23, 1973

Most Opponents' FGs Attempted, Season
41 1971 (14 games)

Fewest Opponents' FGs Attempted, Season
2 1942 (11 games)
17 1963 (14 games)

Most Opponents' FGs Attempted, Game
7 vs. Dall., Nov. 24, 1968

Safeties

Most Allowed, Season
2 in 7 seasons. Last:
1974 (14 games)

Most Allowed, Game
1 in many games. Last:
vs. L.A., Oct. 17, 1976

FIRST DOWNS

Most Allowed, Season
285 1980 (16 games)
282 1978 (16 games)
1975 (14 games)

Fewest Allowed, Season
98 1942 (11 games)
196 1963 (14 games)

Most Allowed, Game
30 vs. L.A., Oct. 24, 1954

Fewest Allowed, Game
3 vs. Clev., Oct. 9, 1938
vs. Det., Nov. 23, 1941

Rushing

Most Allowed, Season
138 1973 (14 games)

Fewest Allowed, Season
35 1942 (11 games)
80 1961 (14 games)

Most Allowed, Game
19 vs. Minn., Oct. 17, 1965
vs. Den., Dec. 12, 1976

Fewest Allowed, Game
0 vs. Clev., Oct. 10, 1937
vs. Chi. Cards, Dec. 6, 1942
vs. Det., Oct. 28, 1945

Passing

Most Allowed, Season
149 1980 (16 games)

Fewest Allowed, Season
33 1943 (10 games)

Most Allowed, Game
18 vs. Det., Nov. 5, 1950
vs. Dall., Oct. 31, 1971

Fewest Allowed, Game
0 vs. N.Y., Oct. 31, 1937
vs. Clev., Oct. 9, 1938
vs. Det., Oct. 30, 1938
vs. Det., Nov. 24, 1938
vs. Det., Nov. 23, 1941
vs. Wash., Nov. 21, 1943
vs. Pitt., Nov. 25, 1945
vs. G.B., Sept. 25, 1949

By Penalty

Most Allowed, Season
36 1968 (14 games)

Fewest Allowed, Season
10 1953 (12 games)
Since 1961:
18 1963 (14 games)
1970 (14 games)
1971 (14 games)
1976 (14 games)

Most Allowed, Game
7 vs. Phil., Nov. 26, 1944

NET YARDS ALLOWED (RUSHING & PASSING)

Most Yards Allowed, Season
4,907 1980 (16 games)

Fewest Yards Allowed, Season
1,703 1942 (11 games)
3,176 1963 (14 games)

Most Yards Allowed, Game
557 vs. L.A., Oct. 24, 1954

Fewest Yards Allowed, Game
54 vs. Pitt., Oct. 2, 1939

RUSHING

Attempts

Most Opp. Attempts, Season

564 1978 (16 games)

Fewest Opp. Attempts, Season

294 1942 (11 games)

400 1965 (14 games)

Most Opp. Attempts, Game

59 vs. Den., Dec. 12, 1976

Fewest Opp. Attempts, Game

13 vs. L.A., Oct. 11, 1964

Yards Allowed

Most Yards Allowed, Season

2,509 1973 (14 games)

Fewest Yards Allowed, Season

519 1942 (11 games)

Most Yards Allowed, Game

393 vs. Det., Nov. 26, 1936

Fewest Yards Allowed, Game

-17 vs. Chi. Cards, Dec. 6, 1942

Average Gain

Highest Opp. Gain, Season

5.28 1955 (12 games)

Lowest Opp. Gain, Season

1.77 1942 (11 games)

Highest Opp. Gain, Game

8.03 vs. Clev., Nov. 25, 1951

Lowest Opp. Gain, Game

-0.89 vs. Chi. Cards, Dec. 6, 1942

Touchdowns

Most TDs Allowed, Season

25 1975 (14 games)

Fewest TDs Allowed, Season

3 1932 (14 games)

Most TDs Allowed, Game

5 vs. G.B., Sept. 30, 1962

vs. G.B., Nov. 4, 1962

PASSING

Passes

Most Opp. Passes, Season

458 1979 (16 games)

Fewest Opp. Passes, Season

187 1933 (13 games)

296 1969 (14 games)

Most Opp. Passes, Game

54 vs. S.F., Nov. 13, 1966

Fewest Opp. Passes, Game

3 vs. N.Y., Nov. 17, 1935

vs. Det., Nov. 28, 1935

Completions

Most Comp. Allowed, Season

239 1978 (16 games)

Fewest Comp. Allowed, Season

59 1935 (12 games)

150 1969 (14 games)

Most Comp. Allowed, Game

29 vs. L.A., Nov. 26, 1950

Fewest Comp. Allowed, Game

0 Chi. Cards, Oct. 15, 1933

vs. Bos., Nov. 5, 1933

vs. G.B., Sept. 25, 1949

Completion Percentage

Highest Opp. Percentage, Season

59.1 1970 (14 games)

Lowest Opp. Percentage, Season

30.4 1935 (12 games)

Highest Opp. Percentage,

Game (10+ comp.)

86.7 vs. Balt., Sept. 27, 1964

Lowest Opp. Percentage,

Game (10+ pass.)

0.0 vs. G.B., Sept. 25, 1949

Yards Passing (Net Since 1952)

Most Yards Allowed, Season

2,892 1980 (16 games)

Fewest Yards Allowed, Season

691 1933 (13 games)

1,674 1973 (14 games)

Most Yards Allowed, Game

411 vs. Wash., Oct. 26, 1947

Fewest Yards Allowed, Game

-12 vs. G.B., Nov. 4, 1973

-1 vs. Pitt., Nov. 25, 1945

Sacks

Most Sacks, Season

49 1976 (14 games)

Fewest Sacks, Season

23 1972 (14 games)

Most Sacks, Game

9 vs. G.B., Dec. 13, 1970

vs. S.L., Dec. 16, 1979

Yards Lost Att. To Pass

Most Opp. Lost, Season

479 1957 (12 games)

Fewest Opp. Lost, Season

154 1953 (12 games)

Most Opp. Lost, Game

107 vs. Det., Nov. 20, 1960

Touchdown Passes**Most Allowed, Season**

27 1961 (14 games)

1964 (14 games)

Fewest Allowed, Season

2 1934 (13 games)

7 1977 (14 games)

10 1963 (14 games)

Most Allowed, Game4 in many games. Last:
vs. Mia., Nov. 2, 1975**Percentage, Had Intercepted****Highest Opp. Pct., Had Intercepted, Season**

19.07 1935 (12 games)

Lowest Opp. Pct., Had Intercepted, Season

2.73 1964 (14 games)

Average Gain**Highest Opp. Gain, Season**

8.69 1968 (14 games)

Lowest Opp. Gain, Season

3.57 1934 (13 games)

INTERCEPTIONS BY**Most Interceptions, Season**

37 1935 (12 games)

36 1963 (14 games)

Fewest Interceptions, Season

10 1960 (12 games)

1964 (14 games)

Most Interceptions By, Game

7 vs. G.B., Sept. 22, 1940

vs. Det., Nov. 22, 1942

vs. Chi. Cards, Dec. 5, 1954

vs. St. L., Sept. 19, 1967

Yards Returned**Most Yards, Season**

585 1941 (11 games)

537 1963 (14 games)

Fewest Yards, Season

107 1945 (10 games)

111 1960 (12 games)

129 1970 (14 games)

Most Yards, Game

149 vs. L.A., Oct. 11, 1964

Touchdowns**Most Touchdowns, Season**

4 1939 (11 games)

1950 (12 games)

1963 (14 games)

Most Touchdowns, Game

2 vs. Phil., Oct. 2, 1938

vs. Chi. Cards, Nov. 26, 1939

vs. Phil., Nov. 30, 1941

PUNTING**Punts****Most Opp. Punts, Season**

97 1978 (16 games)

93 1977 (14 games)

90 1979 (16 games)

87 1950 (12 games)

1970 (14 games)

Fewest Opp. Punts, Season

42 1945 (10 games)

Since 1961:

62 1964 (14 games)

1972 (14 games)

Most Opp. Punts, Game

15 vs. N.Y., Nov. 17, 1935

Fewest Opp. Punts, Game

0 vs. Det., Dec. 2, 1956

vs. G.B., Sept. 24, 1967

Average**Highest Opp. Average, Season**

46.58 1964 (14 games)

Lowest Opp. Average, Season

36.29 1976 (14 games)

Highest Opp. Average, Game (4+ punts)

54.50 vs. S.F., Nov. 19, 1961

Lowest Opp. Average, Game (4+ punts)

25.50 vs. Pitt., Nov. 30, 1958

PUNT RETURNS**Most Opp. Returns, Season**

58 1974 (14 games)

Fewest Opp. Returns, Season

20 1941 (11 games)

Most Opp. Returns, Game

9 vs. Chi. Cards, Nov. 29, 1959

Fair Catches**Most Opp. Fair Catches, Season**

26 1972 (14 games)

Evans, Vince (USC) QB-KR (4) 1977
 Evey, Dick (Tennessee) T (6) 1964

—F—

Falkenberg, Herb (Trinity) FB (1) 1951
 Famiglietti, Gary (Boston U.) FB (8) 1938
 Fanning, Stan (Idaho) T (3) 1960
 Farmer, George (U.C.L.A.) WR (6) 1970
 Farrington, John* (Prairie View) E (4) 1960
 Farris, Tom (Wisconsin) QB (2) 1946
 Feathers, Beattie* (Tennessee) HB (4) 1934
 Febel, Fritz* (Purdue) G (1) 1935
 Federovich, John (Davis & Elkins) T (2) 1941
 Feichtinger, Andy* E (2) 1920
 Fenick, Gary (Yale) S (5) 1976
 Fenimore, Bob (Oklahoma A&M) HB (1) 1947
 Ferguson, J. B. T (1) 1932
 Ferguson, Jim (So. California) C/LB (1) 1969
 Fetzer, Gus* FB (1) 1923
 Figner, George (Colorado) HB (1) 1953
 Fisher, Bob (SMU) TE (1) 1980
 Flaherty, Pat* (Princeton) E (1) 1923
 Flanagan, Dick (Ohio State) G (2) 1948
 Flanagan, Latham (Carnegie Tech) E (1) 1931
 Fleckenstein, Bill (Iowa) G (6) 1925
 Floyd, Bobby Jack (TCU) FB (1) 1953
 Ford, Charlie (Houston) CB (3) 1971
 Fordham, Jim* (Georgia) FB (2) 1944
 Forrest, Tom (Cincinnati) G (1) 1974
 Forte, Aldo (Montana) G (4) 1939
 Fortmann, Dan (Colgate) G (8) 1936
 Fortunato, Joe (Mississippi St.) LB (12) 1955
 Francis, Sam (Nebraska) FB (2) 1937
 Franklin, Paul* (Franklin) E (5) 1930
 Frump, Milton (Ohio Wesleyan) G (1) 1930

—G—

Gagnon, Dave (Ferris St.) RB (1) 1974
 Gaines, Wentford (Cincinnati) CB (3) 1978
 Galimore, Willie* (Florida A&M) HB (7) 1957
 Gallagher, Dave (Michigan) DE (1) 1974
 Gallarneau, Hugh (Stanford) HB (5) 1941
 Garrett, Carl (N. Mex. Highlands) RB (2) 1973
 Garrett, T. (Oklahoma A&M) C (2) 1947
 Garrett, W. D. (Mississippi State) T (1) 1950
 Garvey, A. "Hec" (Notre Dame) E (4) 1922
 Garvey, Ed* (Notre Dame) HB (1) 1925
 Gentry, Curtiss (Maryland State) DB (3) 1966
 George, Bill (Wake Forest) G/LB (14) 1952
 Gephford, Sid* (Millikin & Bethany) B (1) 1919
 Gersbach, Carl (West Chester St.) LB (1) 1975
 Geyer, Bill (Colgate) HB (3) 1942
 Gibron, Abe (Purdue) G (2) 1958
 Gilbert, Kline (Mississippi) T (5) 1953
 Gilliam, John (S. Carolina St.) WR (1) 1977
 Glenn, Bill (Eastern Illinois) QB (2) 1941

Glueck, Larry (Villanova) B (3) 1963
 Goebel, Paul (Michigan) E (1) 1925
 Goodnight, Owen* (Hardin-Sims) QB (1) 1946
 Gordon, Dick (Michigan State) HB (7) 1965
 Gordon, Lou* (Illinois) T (1) 1938
 Gorgal, Ken (Purdue) HB (2) 1955
 Grabowski, Jim (Illinois) RB (1) 1971
 Graham, Conrad (Tennessee) DB (1) 1973
 Grandberry, Ken (Wash. St.) RB (1) 1974
 Grange, Garland, "Gardie" (Illinois) E (3) 1929
 Grange, Harold "Red" (Illinois) HB (8) 1925
 Green, Bobby Joe (Florida) P (12) 1962
 Greenwood, Glen* (Iowa) HB (1) 1924
 Grim, Bob (Oregon State) WR (1) 1975
 Grosvenor, George (Colorado) HB (2) 1935
 Grygo, Al* (South Carolina) HB (2) 1944
 Gudas, Pete (Murray State) G (2) 1943
 Gulyanics, George (Elisville, JC) HB (6) 1947
 Gunn, Jimmy (USC) LB (6) 1970
 Gunner, Harry (Oregon State) DE (1) 1970

—H—

Haddon, Aldous (Wash. & Jeff.) B (1) 1928
 Haines, Kris (Notre Dame) WR (2) 1979
 Halas, George (Illinois) E (10) 1920
 Hale, Dave (Ottawa) DE (3) 1969
 Haluska, Jim (Wisconsin) HB (1) 1956
 Hamity, Lewis (Chicago) HB (1) 1941
 Hamlin, Gene (West. Michigan) C (1) 1971
 Hammond, Henry (Southwestern) E (1) 1937
 Hampton, Dan (Arkansas) DE (2) 1979
 Hanke, Carl* (Minnesota) G (1) 1922
 Hanny, Frank* (Indiana) E (5) 1922
 Hansen, Clifford (Luther) HB (1) 1933
 Hansen, Wayne (Texas Western) C (10) 1950
 Hardy, Cliff (Michigan State) CB (1) 1971
 Harley, Charles Chic* (Ohio St.) RB (1) 1921
 Harper, Roland (Louisiana Tech) RB (5) 1975
 Harris, Al (Arizona State) DE (2) 1979
 Harris, Richard (Grambling) DE (2) 1974
 Harrison, Jim (Missouri) RB (4) 1971
 Hart, Tommy (Morris Brown) DE (2) 1978
 Hartenstine, Mike (Penn St.) DE (6) 1975
 Hartman, Fred (Rice) T (1) 1947
 Haselrig, Clint (Michigan) WR (1) 1974
 Hatley, John (Sul Ross) G (1) 1953
 Hazelton, Major (Florida A&M) DB (2) 1968
 Healey, Ed* (Dartmouth) T (6) 1922
 Healy, Don (Maryland) G (2) 1958
 Heardon, Tom* (Notre Dame) QB (1) 1929
 Heileman, Charles* (Iowa State) E (1) 1939
 Helwig, John (Notre Dame) G (4) 1953
 Hempel, Bill (Carroll) T (1) 1942
 Hensley, Dick (Kentucky) E (1) 1953
 Herron, Bruce (New Mexico) LB (3) 1978
 Hester, Jim (North Dakota) TE (1) 1970
 Hewitt, Bill* (Michigan) E (5) 1932

Hibbs, Jesse (Southern California) . . .	T	(1)	1931
Hicks, Tom (Illinois) . . .	LB	(5)	1976
High, Lennie . . .	HB	(1)	1920
Hill, Harlon (Florence St. Tchrs.) . . .	E	(8)	1954
Hill, Ike (Catawba) . . .	WR	(2)	1973
Hoban, Mike (Michigan) . . .	G	(1)	1974
Hobscheid, Fred* (Chicago) . . .	G	(1)	1927
Hodgins, Norm (Louisiana St.) . . .	S	(1)	1974
Hoffman, Jack (Xavier) . . .	E	(5)	1952
Hoffman, John (Arkansas) . . .	E	(8)	1949
Hoffman, John (Hawaii) . . .	DE	(1)	1971
Hoke, Jonathan (Ball State) . . .	CB	(1)	1980
Holloway, Glen (No. Texas State) . . .	G	(4)	1970
Holman, Willie (So. Carolina St.) . . .	DE	(6)	1968
Holmer, Walter* (Northwestern) . . .	FB	(2)	1929
Holovak, Mike (Boston College) . . .	FB	(2)	1947
Hoptowit, Al (Washington State) . . .	T	(5)	1941
Horton, Larry (Iowa) . . .	DT	(2)	1972
Howley, Charles (West Virginia) . . .	C	(2)	1958
Hrivnak, Gary (Purdue) . . .	DT	(4)	1973
Huarte, John (Notre Dame) . . .	QB	(1)	1972
Huff, Gary (Florida State) . . .	QB	(4)	1973
Huffine, Ken* (Purdue) . . .	FB	(1)	1921
Hugasian, Harry (Stanford) . . .	HB	(1)	1955
Hughes, Bernard* (Oregon) . . .	C	(1)	1941
Hughes, Billy* (Texas) . . .	C	(2)	1940
Hull, Mike (So. California) . . .	FB	(3)	1968
Hultz, Don (Southern Miss.) . . .	DT	(1)	1974
Hunsinger, Chuck (Florida) . . .	HB	(3)	1950
Hunt, Jackie (Marshall) . . .	HB	(1)	1945
Hurst, William (Oregon) . . .	G	(1)	1924
Hyland, Bob (Boston College) . . .	C	(1)	1970

—I—

Ingwersen, Burt* (Illinois) . . .	G	(2)	1920
Ippolita, Anthony* (Purdue) . . .	G	(1)	1943

—J—

Jackson, Bobby (Alabama) . . .	HB	(1)	1961
Jackson, Noah (Tampa) . . .	G	(6)	1975
Jackson, Randy (Florida) . . .	T	(8)	1967
Jagade, Chick* (Indiana) . . .	FB	(2)	1954
James, Dan (Ohio) . . .	T	(1)	1967
Janet, Ernie (Washington) . . .	G	(3)	1972
Jarmoluk, Mike (Temple) . . .	T	(2)	1946
Jecha, Ralph (Northwestern) . . .	G	(1)	1955
Jencks, Robert (Miami, O.) . . .	E	(2)	1963
Jensvold, Leo* (Iowa) . . .	QB	(1)	1931
Jeter, Bob (Iowa) . . .	CB	(3)	1971
Jeter, Perry . . .	RB	(2)	1956
Jewett, Bob (Michigan State) . . .	E	(1)	1958
Jiggetts, Dan (Harvard) . . .	T	(5)	1976
Joesting, Herb* (Minnesota) . . .	FB	(2)	1931
Johnson, Albert (Kentucky) . . .	FB	(1)	1938
Johnson, Bill* (So. Methodist) . . .	G	(2)	1946
Johnson, Greg (Florida St.) . . .	DT	(1)	1977

Johnson, Jack (Miami) . . .	B	(1)	1957
Johnson, John (Indiana) . . .	T	(6)	1963
Johnson, Leo (Millikan) . . .	HB	(1)	1920
Johnson, O. G. . .	FB	(1)	1924
Johnson, Pete (V.M.I.) . . .	B	(1)	1959
Johnsos, Luke (Northwestern) . . .	E	(9)	1929
Jones, Bob (San Diego State) . . .	E	(1)	1967
Jones, Edgar (Pittsburgh) . . .	HB	(1)	1945
Jones, Jerry* (Notre Dame) . . .	G	(2)	1920
Jones, Jimmy (Wisconsin) . . .	E	(3)	1965
Jones, Stan (Maryland) . . .	T	(12)	1954
Juenger, Dave (Ohio U.) . . .	WR	(1)	1973

—K—

Karr, William* (West Virginia) . . .	E	(6)	1933
Karras, Ted (Indiana) . . .	G	(5)	1960
Karwales, Jack (Michigan) . . .	E	(2)	1946
Kassel, Chuck* (Illinois) . . .	E	(1)	1927
Kavanaugh, Ken (Louisiana State) . . .	E	(8)	1940
Kawal, Ed* (Illinois) . . .	C	(6)	1931
Keane, Jim (Iowa) . . .	E	(6)	1946
Keefe, Jerry* (Notre Dame) . . .	G	(1)	1920
Kelly, Elmer (Wichita U.) . . .	E	(1)	1944
Kelly, Jim (Tenn. St.) . . .	TE	(1)	1974
Kendricks, Jim (Texas A&M) . . .	T	(1)	1924
Keriasotis, Nick (St. Ambrose) . . .	G	(3)	1942
Kiesling, Walter* (St. Thomas) . . .	G	(1)	1934
Kilcullen, Bob (Texas Tech.) . . .	T	(8)	1957
Kilgore, Jon (Auburn) . . .	P	(1)	1968
Kindt, Don (Wisconsin) . . .	HB	(9)	1947
King, Ralph (Chicago) . . .	T	(1)	1925
Kinney, Steve (Utah State) . . .	T	(2)	1973
Kirk, Ken (Mississippi) . . .	C	(1)	1960
Kissell, Adolph (Boston College) . . .	FB	(1)	1942
Klawitter, Dick* (S. Dakota State) . . .	C	(2)	1956
Klein, Dick (Iowa) . . .	T	(2)	1958
Knopp, Oscar* (Illinois) . . .	FB	(6)	1923
Knox, Bill (Purdue) . . .	DB	(3)	1974
Knox, Ron (U.C.L.A.) . . .	QB	(1)	1957
Koehler, Robert* (Northwestern) . . .	FB	(2)	1920
Kolman, Ed (Temple) . . .	T	(5)	1940
Konovsky, Bob (Wisconsin) . . .	G	(1)	1960
Kopcha, Joe (Chattanooga) . . .	G	(5)	1929
Kortas, Kenneth (Louisville) . . .	T	(1)	1969
Kosins, Gary (Dayton) . . .	RB	(3)	1972
Kreamcheck, John (Wm. & Mary) . . .	T	(3)	1953
Kreitling, Rich (Illinois) . . .	E	(1)	1964
Kreiwald, Doug (West Texas State) . . .	G	(2)	1967
Kuechenberg, Rudy (Indiana) . . .	LB	(3)	1967
Kunz, Lee (Nebraska) . . .	LB	(2)	1979
Kurek, Ralph (Wisconsin) . . .	FB	(6)	1965

—L—

LaFleur, Joe* (Marquette) . . .	FB	(3)	1922
LaForest, W. . .	FB	(1)	1920
Lahar, Harold (Oklahoma) . . .	G	(1)	1941

Lamb, Walter (Oklahoma)	E	(1)	1946	Mattson, Riley (Oregon)	T	(1)	1965
Lanum, R. "Jake" (Ill. & Millikin) B	(5)	1920		Matuza, Al (Georgetown)	C	(4)	1941
Larson, Fred* (Notre Dame)	C	(1)	1922	May, Chester*	G	(1)	1920
Latta, Greg (Morgan State)	TE	(6)	1975	May, Walter O. "Red"	G	(1)	1920
Lawler, Allen (Texas)	HB	(1)	1948	Mayes, Rufus (Ohio State)	T	(1)	1969
Lawson, Roger (West. Michigan) RB	(2)	1972		Maznicki, F. (Boston College)	HB	(2)	1942
Lawne, Bobby (Texas)	QB	(1)	1948	McAfee, George (Duke)	HB	(8)	1940
Leclerc, Roger (Trinity)	LB	(7)	1960	McClendon, Willie (Georgia)	RB	(2)	1979
Lee, Buddy (Louisiana State)	QB	(1)	1971	McColl, Bill (Stanford)	E	(8)	1952
Lee, Herman (Florida A&M)	T	(9)	1958	McDonald, Lester* (Nebraska)	E	(3)	1937
Leeuwenburg, Rich (Stanford)	T	(1)	1965	McElwain, Bill (Northwestern)	HB	(1)	1925
Leggett, Earl (Louisiana State)	T	(10)	1957	McEnulty, Doug (Wichita)	FB	(2)	1943
Lemon, Clifford* (Centre)	T	(1)	1926	McGee, Tony (Bishop College)	DE	(3)	1971
Leonard, James (Colgate)	T	(1)	1924	McKinney, Bill (West Texas)	LB	(1)	1972
Lesane, James (Virginia)	HB	(2)	1952	McLean, Ray* (St. Anselms)	HB	(8)	1940
Lick, Dennis (Wisconsin)	T	(5)	1976	McMillen, Jim (Illinois)	G	(6)	1924
Line, Bill (Southern Methodist)	DT	(1)	1972	McMullen, Daniel (Nebraska)	G	(2)	1930
Lintzenich, Joseph (St. Louis)	FB	(2)	1930	McPherson, Forrest (Nebraska)	G	(1)	1935
Lipscomb, Paul* (Tennessee)	T	(1)	1954	McRae, Bennie (Michigan)	HB	(9)	1962
Livers, Virgil (W. Kentucky)	CB-PR	(5)	1975	McRae, Franklin (Tenn. State)	DT	(1)	1967
Livingston, Andy (Phoenix JC)	B	(2)	1964	Meadows, Ed* (Duke)	E	(3)	1954
Logan, James (Indiana)	G	(2)	1942	Mellekas, John (Arizona)	T	(5)	1956
Long, Harvey (Detroit)	T	(1)	1929	Merkel, Monte (Kansas)	G	(2)	1942
Long, Johnny* (Colgate)	QB	(2)	1944	Merrill, Mark (Minnesota)	LB	(1)	1979
Lowe, Lloyd (North Texas State) HB	(2)	1953		Meyers, Jerry (N. Illinois)	DE-DT	(4)	1976
Luckman, Sid (Columbia)	QB	(12)	1939	Michaels, Edward* (Villanova)	G	(1)	1935
Lujack, Johnny (Notre Dame)	QB	(4)	1948	Mihal, Joe* (Purdue)	T	(2)	1940
Lusby, Vaughn (Arkansas)	CB	(1)	1980	Miller, Charles "Ookie" (Purdue) . . .	C	(6)	1932
Lyle, Garry (Geo. Washington)	CB	(7)	1968	Miller, Milford (Chadron)	T	(1)	1932
Lyman, Roy "Link" (Nebraska)	T	(9)	1926	Milner, Bill (Duke)	G	(3)	1947
Lyon, George (Kansas State)	T	(1)	1929	Minini, Frank (San Jose St.)	HB	(3)	1947
—M—				Mintum, John F. "Jack"	C	(2)	1921
MacLeod, Robert (Dartmouth)	HB	(2)	1939	Mitchell, Charley (Tulsa)	HB	(1)	1945
MacWherter, Kile* (Bethany)	FB	(1)	1920	Mohardt, John* (Notre Dame)	HB	(1)	1925
Macon, Ed (College of Pacific)	HB	(2)	1952	Molesworth, Keith* (Monmouth) HB	(7)	1931	
Magnani, Dante (St. Mary's)	HB	(4)	1942	Montgomery, Randy (Weber St.) . . .	CB	(1)	1974
Maillard, Ralph (Creighton)	T	(1)	1929	Montgomery, Ross (TCU)	FB	(2)	1969
Malone, Charles (Texas A&M)	E	(1)	1933	Mooney, Jim* (Georgetown)	E	(1)	1935
Manders, Jack* (Minnesota)	HB	(8)	1933	Mooney, Tipp (Abilene Christian) HB	(3)	1944	
Maniaci, Joe (Fordham)	FB	(4)	1938	Moore, Albert (Northwestern)	QB	(1)	1932
Manning, Pete (Wake Forest)	E	(2)	1960	Moore, Jerry (Arkansas)	S	(2)	1971
Manske, Edgar (Northwestern)	E	(4)	1937	Moore, Joe (Missouri)	RB	(2)	1971
Marconi, Joe (West Virginia)	FB	(5)	1962	Moore, McNeil (Sam Houston)	HB	(3)	1954
Margarita, Bob (Brown)	HB	(3)	1944	Moore, Rocco (Western Michigan) . .	G	(1)	1980
Martin, Bill (Georgia Tech.)	E	(2)	1964	Morgan, Mike (Wisconsin)	RB	(1)	1978
Martin, Billy* (Minnesota)	HB	(3)	1962	Morris, Francis (Boston U.)	HB	(1)	1942
Martin, Dave (Notre Dame)	LB	(1)	1969	Morris, Johnny (Santa Barbara)	FL	(10)	1958
Martin, Frank (Alabama)	HB	(1)	1941	Morris, Jon (Holy Cross)	C	(1)	1978
Martinovich, P. (College of Pacific) G	(1)	1940		Morris, Larry (Georgia Tech.)	LB	(7)	1959
Maslowski, Matt (San Diego U.)	WR	(1)	1972	Morrison, Fred (Ohio State)	FB	(4)	1950
Mass, Wayne (Clemson)	OT	(3)	1968	Morton, John (Missouri)	E	(1)	1945
Masters, Bob (Baylor)	FB	(2)	1943	Moser, Robert (Pacific)	C	(3)	1951
Masterson, Bernie* (Nebraska)	QB	(7)	1934	Mosley, Henry (Morris Brown)	HB	(1)	1955
Masterson, Forest (Iowa)	C	(1)	1945	Mucha, Charles (Washington)	G	(1)	1935
Mastrogany, Gus (Iowa)	E	(1)	1931	Mucha, Rudy (Washington)	G	(2)	1945
Matheson, Jack (West. Michigan) . . .	E	(1)	1947	Muckensturm, Jerry (Ark. St.)	LB	(5)	1976

Mudd, Howard (Hillsdale)	G	(2)	1969
Mullen, Verne* (Illinois)	E	(3)	1923
Mullins, Don R. (Houston)	HB	(2)	1961
Mullins, Noah (Kentucky)	HB	(4)	1946
Mundee, Fred (Notre Dame)	C	(3)	1943
Murray, Richard (Marquette)	T	(1)	1924
Murry, Don* (Wisconsin)	T	(8)	1924
Musso, George (Milikin)	G	(12)	1933
Musso, Johnny (Alabama)	RB	(3)	1975
Meyers, Denny* (Iowa)	T	(1)	1931

—N—

Nagurski, Bronko (Minnesota)	FB	(9)	1930
Neacy, Clement* (Colgate)	E	(1)	1927
Neal, Dan (Kentucky)	C	(6)	1975
Neal, Ed (Louisiana State)	G	(1)	1951
Neck, Tommy (Louisiana State)	HB	(2)	1962
Negus, Fred (Wisconsin)	C	(1)	1950
Neidert, John (Louisville)	LB	(1)	1970
Nelson, Everett (Illinois)	T	(1)	1929
Nesbitt, Dick* (Drake)	HB	(4)	1930
Newsome, Billy (Grambling)	DE	(1)	1977
Newton, Bob (Nebraska)	G	(5)	1971
Nicka, Ed (Maryland)	G	(1)	1959
Nix, Kent (T.C.U.)	QB	(2)	1970
Nolting, Ray (Cincinnati)	HB	(9)	1936
Norberg, Hank (Stanford)	E	(1)	1948
Nordquist, Mark (Pacific)	G-C	(2)	1975
Nori, Reino (DeKalb)	HB	(1)	1938
Norman, Dick (Stanford)	QB	(2)	1961
Nowaskey, Bob* (Geo. Wash.)	E	(3)	1940

—O—

O'Bradovich, Ed (Illinois)	E	(10)	1962
O'Connell, J. F.* (Penn. St.)	C	(1)	1924
O'Connell, Tom (Illinois)	QB	(1)	1953
Oech, Verne (Minnesota)	G	(1)	1936
Oelrich, John (St. Ambrose)	HB	(1)	1938
Ogden Ray (Alabama)	TE	(3)	1969
O'Quinn, John (Wake Forest)	E	(2)	1950
O'Rourke, Charles (Boston Col.)	QB	(1)	1942
Osborne, Jim (Southern)	DT	(9)	1972
Osmanski, Bill (Holy Cross)	FB	(7)	1939
Osmanski, Joe (Holy Cross)	FB	(4)	1946

—P—

Pagac, Fred (Ohio State)	TE	(1)	1974
Page, Alan (Notre Dame)	DT	(3)	1978
Parsons, Bob (Penn State)	P-TE	(9)	1972
Patterson, Billy (Baylor)	QB	(1)	1939
Pauley, Frank Don (Wash. & Jeff.)	T	(1)	1930
Payton, Walter (Jackson State)	RB	(6)	1975
Pearce, W. "Pard"* (Penn.)	QB	(3)	1920
Pearson, Madison* (Kansas)	C	(6)	1929
Pederson, Jim (Augsburg)	HB	(1)	1932
Peiffer, Dan (S.E. Missouri St.)	C	(3)	1975

Percival, Mac (Texas Tech.)	K	(7)	1967
Perez, Peter (Illinois)	G	(1)	1945
Perina, Bob (Princeton)	HB	(2)	1949
Perini, Pete (Ohio State)	FB	(2)	1954
Perkins, Don (Plattsville)	FB	(2)	1945
Perrin, Lonnie (Illinois)	RB	(1)	1979
Pettibon, Richie (Tulane)	HB	(10)	1959
Petty, John* (Purdue)	FB	(1)	1942
Petty, Ross* (Illinois)	G	(1)	1920
Phillips, Loyd (Arkansas)	DE	(3)	1967
Phipps, Mike (Purdue)	QB	(4)	1977
Pickens, Bob (Nebraska)	T	(2)	1967
Pifferini, Bob (U.C.L.A.)	LB	(4)	1972
Pinder, Cyril (Illinois)	RB	(2)	1971
Plank, Doug (Ohio State)	S	(6)	1975
Plasman, Dick (Vanderbilt)	E	(6)	1937
Podmajersky, Paul (Illinois)	G	(1)	1944
Polisky, John* (Notre Dame)	G	(1)	1929
Pollock, Bill (Penn. Mil. Acad.)	HB	(2)	1935
Pool, Hampton (Stanford)	E	(4)	1940
Preston, Pat (Wake Forest)	G	(4)	1946
Pride, Dan (Jackson State)	LB	(2)	1968
Proctor, Rex (Rice)	HB	(1)	1953
Purnell, James (Wisconsin)	LB	(5)	1964
Pyle, Mike (Yale)	C	(9)	1961
Piccolo, Brian* (Wake Forest)	HB	(4)	1966

—R—

Rabold, Mike* (Indiana)	G	(3)	1964
Rakestraw, Larry (Georgia)	QB	(4)	1964
Ramsey, Frank (Oregon State)	G	(1)	1945
Rather, Bo (Michigan)	WR	(5)	1974
Reader, Russ (Michigan State)	HB	(1)	1947
Reese, Lloyd (Tennessee)	FB	(1)	1946
Reilly, Mike (Iowa)	LB	(5)	1964
Rentner, Ernest Pug* (N'western)	HB	(2)	1936
Reppond, Mike (Arkansas)	WR	(1)	1973
Rice, Andy (Texas Southern)	DT	(2)	1972
Richards, Golden (Hawaii)	WR	(2)	1978
Richards, Ray (Nebraska)	T	(4)	1933
Richman, Harry* (Illinois)	G	(1)	1929
Rivera, Steve (California)	WR	(1)	1977
Rives, Don (Texas Tech)	LB	(6)	1973
Roberts, Tom (DePaul)	G	(2)	1943
Roberts, Willie (Houston)	CB	(1)	1973
Roder, Mirro (None)	K	(2)	1973
Roehneft, William* (Bradley)	G	(2)	1958
Roger, Mel (Florida A&M)	LB	(1)	1977
Roggeman, Tom (Purdue)	G	(2)	1956
Romanik, Steve (Villanova)	QB	(4)	1950
Romney, Milton* (Chicago)	QB	(5)	1925
Ronzani, Gene* (Marquette)	QB	(8)	1933
Rosequist, Ted (Ohio State)	T	(3)	1934
Rowden, Larry (Houston)	LB	(1)	1971
Rowland, Brad (McMurry)	HB	(1)	1951
Rowland, Justin (T.C.U.)	HB	(1)	1960

Rupp, Nelson* (Dennison) QB (1) 1921
 Russell, Reginald (Northwestern) . . E (1) 1928
 Ryan, John (Detroit) T (1) 1929
 Ryan, Rocky (Illinois) E (1) 1958
 Rydall, Ron (Utah) DT (6) 1975
 Rydzewski, Frank* (Notre Dame) . . C (1) 1923
 Rykovich, Julie* (Illinois) HB (3) 1949

—S—

Sacrity, Nick (Wake Forest) QB (1) 1947
 Sanderson, Reggie (Stanford) RB (1) 1973
 Savoldi, Joe* (Notre Dame) FB (1) 1930
 Sayers, Gale (Kansas) HB (7) 1965
 Schiechl, John* (Santa Clara) C (2) 1945
 Schmidt, Terry (Ball State) S (5) 1976
 Schreiber, Larry (Tenn. Tech.) RB (1) 1976
 Schroeder, Gene (Virginia) E (6) 1951
 Schubert, Steve (U. Mass.) PR-WR (5) 1975
 Schutte Paul* (Wisconsin) G (3) 1930
 Schweda, Brian (Kansas) DE (1) 1966
 Schweidler, Dick (St. Louis) HB (3) 1938
 Scott, James (Henderson J.C.) WR (5) 1976
 Scott, Ralph* (Wisconsin) T (5) 1921
 Seals, George (Missouri) G (7) 1965
 Seiberling, Gerald (Drake) FB (1) 1932
 Senn, Bill* (Knox) HB (6) 1926
 Serini, Washington (Kentucky) G (4) 1948
 Sevy, Jeff (California) T-DE (4) 1975
 Seymour, Jim (Notre Dame) WR (3) 1970
 Shank, J. L. HB (1) 1920
 Shanklin, Ron (No. Texas St.) WR (2) 1975
 Shaw, Glenn (Kentucky) HB (1) 1960
 Shearer, Brad (Texas) DT (2) 1978
 Shellig, Alec* (Notre Dame) T (1) 1939
 Sherman, Saul (Chicago) QB (2) 1939
 Shipkey, Jerry (U.C.L.A.) FB (1) 1953
 Shoemaker, Hub (Illinois) G (2) 1920
 Shy, Don (San Diego State) RB (3) 1970
 Siegal, John (Columbia) E (5) 1939
 Sigillo, Dom* (Xavier) T (2) 1943
 Sigmund, Arthur W. G (1) 1923
 Simmons, J. (Bethune-C'km'n) WR (1) 1969
 Sisk, John (Marquette) HB (5) 1932
 Sisk, Jr., John (Miami) B (1) 1964
 Skibinski, John (Purdue) RB (3) 1978
 Smeja, Rudy (Michigan) E (2) 1944
 Smith, Clarence (Georgia) E (1) 1942
 Smith, Eugene (Georgia Tech.) G (1) 1930
 Smith, H. Allen* (Mississippi) E (2) 1947
 Smith, J. D. (N. Car. A&T) FB (1) 1956
 Smith, James (Compton J.C.) HB (1) 1961
 Smith, Ray Gene (Midwestern) HB (4) 1954
 Smith, Ron (Wisconsin) S (4) 1965
 Smith, Russell* (Illinois) T (3) 1921
 Snyder, Bob (Ohio U.) QB (5) 1939
 Sorey, Revie (Illinois) G (6) 1975

Spivey, Mike (Colorado) CB (3) 1977
 Sprinkle, Ed (Hardin-Simmons) E (12) 1944
 Stahlman, Dick* (DePaul) T (1) 1933
 Standlee, Norm* (Stanford) FB (1) 1941
 Stauber, Gerald (Cincinnati) G (1) 1951
 Staley, Bill (Utah State) DT (2) 1970
 Steinbach, Larry* (St. Thomas) G (2) 1930
 Steinkemper, Bill* (Notre Dame) T (2) 1942
 Sternaman, Edward HB (1) 1920
 Sternaman, Joe (Illinois) HB (8) 1922
 Stenn, Paul (Villanova) G (4) 1948
 Steuber, Bob (Missouri) HB (2) 1942
 Stickel, Walt (Pennsylvania) T (4) 1946
 Stillwell, Roger (Stanford) DE-DT (3) 1975
 Stinchcomb, Pete* (Ohio State) QB (2) 1921
 Stoepel, Terry (Tulsa) G (1) 1967
 Stoffa, Anton* (Luther) HB (1) 1939
 Stone, Billy (Bradley) HB (4) 1951
 Strickland, Larry* (North Texas) C (6) 1954
 Sturbridge, Dick (DePaul) HB (2) 1928
 Stydhar, Joe* (West Virginia) T (9) 1936
 Suhay, Matt (Penn State) RB (1) 1980
 Sullivan, Frank* (Loyola, N.O.) C (5) 1935
 Sumner, Charles (Wm. & Mary) HB (4) 1955
 Sweeney, Jake (Cincinnati) T (1) 1944
 Swisher, Bob (Northwestern) HB (5) 1938
 Szymanski, Frank (Notre Dame) C (1) 1949

—T—

Tabor, Paul (Oklahoma) C (1) 1980
 Tackwell, C. O.* (Kansas State) E (3) 1931
 Taft, Merrill (Wisconsin) FB (1) 1924
 Taylor, Clifton (Memphis St.) RB (1) 1974
 Taylor, J. R. "Tarz" (Ohio State) G (2) 1921
 Taylor, Joe (No. Carolina A&T) DB (8) 1967
 Taylor, Lionel (Highland U.) E (1) 1959
 Taylor, Roosevelt (Grambling) DB (8) 1961
 Thomas, Bob (Notre Dame) K (6) 1975
 Thomas, Earl (Houston) WR (3) 1971
 Thompson, Russ (Nebraska) T (4) 1936
 Thrower, Willie (Michigan State) QB (1) 1953
 Tom, Mel (San Jose State) DE (3) 1973
 Torrance, Jack* (Louisiana State) T (2) 1939
 Trafton, George* (Notre Dame) C (13) 1920
 Trost, Milt (Marquette) T (5) 1935
 Tucker, Bill (Tennessee State) RB (1) 1971
 Turner, Cecil (California Poly) FL (6) 1968
 Turner, Clyde (Hardin-Simmons) C (12) 1940

—U—

Ulmer, Mike (Doane) CB (1) 1980
 Usher, Lou* (Syracuse) T (1) 1920

—V—

Vactor, Ted (Nebraska) CB (1) 1975

Name	Seasons Years
Vallee, Emilio (New Mexico)	TE (2)
Van Valkenburg, Pete (BYU)	RB (1)
Veatch, Walter	HB (1)
Venturelli, Fred (None)	T (1)
Vick, Ernie (Michigan)	C (3)
Vick, Richard (Wash. & Jeff.)	QB (1)
Vodicka, Joe (Lewis Institute)	HB (3)
Voss, Walter "Tillie" (Detroit U.)	E (1)
Vucinich, Milt (Stanford)	G (1)
Wade, Charles (Tenn. St.)	WR (1)
Wade, William (Vanderbilt)	QB (6)
Wagner, Clinton (St. Mary's)	E (2)
Wallace, Bob (Texas-El Paso)	E (5)
Wallace, Stan (Illinois)	HB (4)
Walquist, Laurie (Illinois)	QB (10)
Walterscheid, Len (S. Utah)	S-KR (4)
Ward, John (Oklahoma State)	C-G (1)
Washington, Harry (Colorado St.)	WR (1)
Watkins, Bobby (Ohio State)	HB (3)
Watts, Rickey (Tulsa)	WR (2)
Weatherly, Gerald (Rice)	C (3)
Weatoska, Bob (Notre Dame)	T (10)
Welzel, Dameron (Ohio State)	HB (1)
Wheeler, Ted (W. Texas State)	G (1)
Wheeler, Wayne (Alabama)	WR (1)
White, Roy (Valparaiso)	FB (5)

-W-

Name	Seasons Years
Whitman, S. J. (Tulsa)	HB (2)
Whitless, Dave (Indiana)	DB (6)
Whitenton, Jesse (West Texas)	HB (1)
Whitkin, Bill (Notre Dame)	DE (8)
Williams, Bob (Notre Dame)	QB (3)
Williams, Broughton (Florida)	T (1)
Williams, Dave (Colorado)	RB (2)
Williams, Fred (Arkansas)	T (12)
Williams, Perry (Purdue)	RB (1)
Wilson, George* (Northwestern)	E (1)
Wilson, Nemah (Grambling)	CB (1)
Wilson, Otis (Louisville)	LB (1)
Wright, Steve (Alabama)	T (1)
Wynne, Elmer (Notre Dame)	FB (1)

Assistant Coaches

-Z-

Name	Seasons Years
Zarnas, Gust (Ohio State)	G (1)
Zeller, Joe (Indiana)	G (6)
Zizak, Vince (Villanova)	G (3)
Zorch, George* (Northwestern)	G (1)
Zucco, Vic (Michigan State)	HB (3)

-Y-

Name	Seasons Years
Younis, Maury (Syracuse)	T (4)
Young, Adrian (So. Calif.)	LB (1)
Young, Randolph* (Millikin)	T (1)
Youngblood, George (L.A. State)	S (1)
Youtis, Abe	E (1)

Name	Seasons Years
Haupt, Dale	3
Hilton, John	1
Jagade, Chick	30
Johnsons, Luke	3
Kuhlmann, Hank	3
LaRue, Jim	3
Lord, Bob	1
Luckman, Sid	16
1954, 1956-70	
Mather, Chuck	8
Mayer, Ken	3
Moss, Perry	4
O'Connor, Fred	3
Pumb, Ted	1
1980	
Ringo, Jim	3
Ronzani, Gene	3
Ryan, Buddy	3
Scovill, Doug	1
1978	
Shaugnessy, Clark	12
Shaw, Bob	3
Shnick, Don	2
Stoltz, Jerry	4
1973-76	
Siydhar, Joe	2
1963-64	
Turner, Buildog	4
1952-56	
Walquist, Laurie	2
1933-34	
Wilson, George	2
1947-48	

ALL-LEAGUE SELECTIONS

(As Listed By The National Football League)

1931 Red Grange HB	1945 Sid Luckman* QB	Stan Jones G
1932 Jules Carlson G	1946 Ken Kavanaugh E	1961 Doug Atkins DE
Luke Johnsos E	Ray Bray G	Mike Ditka TE
Bronko Nagurski FB	Hugh Gallarneau HB	Bill George LB
1933 Bill Hewitt E	Sid Luckman QB	1962 Mike Ditka TE
Joe Kopcha G	Bulldog Turner C	1963 Doug Atkins DE
Bronko Nagurski FB	1947 Fred Davis T	Mike Ditka TE
1934 Beattie Feathers HB	Ken Kavanaugh E	Joe Fortunato LB
Bill Hewitt E	Sid Luckman QB	Bill George MLB
Joe Kopcha G	1948 Ray Bray G	Richie Petitbon S
Bronko Nagurski FB	Bulldog Turner C	Roosevelt Taylor S
1935 Bill Karr E	1949 Ray Bray G	1964 Mike Ditka TE
Joe Kopcha G	1950 Dick Barwegan G	Joe Fortunato LB
George Musso T	George Connor T	Johnny Morris FL
1937 George Musso T	Johnny Lujack QB	1965 Dick Butkus MLB
Joe Stydahar T	1951 Dick Barwegan G	Joe Fortunato LB
1938 Danny Fortmann G	George Connor OT & DT	Gale Sayers RB
Joe Stydahar T	1952 George Connor LB & OT	1966 Gale Sayers RB
1939 Danny Fortmann G	1953 George Connor LB & OT	1967 Dick Butkus MLB
Bill Osmanski FB	1954 Harlon Hill E	Gale Sayers RB
Joe Stydahar T	1955 George Connor LB	1968 Dick Butkus MLB
1940 Danny Fortmann G	Bill George MG	Gale Sayers RB
Joe Stydahar T	Harlon Hill E	1969 Dick Butkus MLB
1941 Danny Fortmann G	Stan Jones G	Gale Sayers RB
Sid Luckman QB	Bill Wightkin T	1970 Dick Butkus MLB
George McAfee HB	1956 Rick Casares FB	Dick Gordon WR
Bulldog Turner C	Bill George MG	1972 Dick Butkus MLB
1942 Lee Artoe T	Harlon Hill E	1975 Wally Chambers DT
Gary Famighetti FB	Stan Jones G	1976 Wally Chambers DT
Danny Fortmann G	Larry Strickland C	Walter Payton RB
Sid Luckman QB	1957 Bill George LB	1977 Walter Payton RB
Bulldog Turner C	Larry Strickland C	1978 Walter Payton RB
1943 Harry Clark* HB	1958 Bill George LB	1979 Gary Fencik S
Sid Luckman QB	1959 Bill George LB	Walter Payton RB
Dante Magnani HB	Stan Jones G	1980 Walter Payton RB
Bulldog Turner C	1960 Doug Atkins DE	*No official team recognized
1944 Sid Luckman* QB	Bill George LB	
Bulldog Turner C		

THANKSGIVING DAY GAMES Bears 7-4

11/29/34 Bears 19, Lions 16
11/28/35 Lions 14, Bears 2
11/26/36 Lions 13, Bears 7
11/28/37 Bears 13, Lions 0
11/24/38 Lions 14, Bears 7
11/27/47 Bears 34, Lions 14

11/24/49 Bears 28, Lions 7
11/26/64 Bears 27, Lions 24
11/24/77 Bears 31, Lions 14
11/22/79 Lions 20, Bears 0
11/27/80 Bears 23, Lions 17

Bears in the Pro-Bowl

(1951-1970 NFL East vs. West, 1971 — NFC vs. AFC)

1981: Gary Fencik, S Dan Hampton, DE Walter Payton, RB	Roosevelt Taylor, DB Mike Pyle, C Bill Wade, QB	Rick Casares, RB J. C. Caroline, HB Larry Strickland, C McNeil Moore, HB
1980: Walter Payton, RB	Joe Marconi, RB	
1979: Walter Payton, RB	George Halas, Coach	1956 Stan Jones, G Bill Wightkin, T Harlon Hill, WR Rick Casares, RB Jack Hoffman, E Ed Brown, QB Bill George, LB
1978: Allan Ellis, CB Walter Payton, † RB	1963: Mike Ditka, TE Doug Atkins, DE Joe Fortunato, LB Richie Petitbon, DB	1955 Harlon Hill, WR Bill Bishop, T Bill George, LB Ed Sprinkle, DE
1977: Wally Chambers, DT Walter Payton, RB	1962 Stan Jones, G Doug Atkins, DE Bill George, LB Mike Ditka, TE	1954 George Connor, T-LB Don Kindt, HB Jack Hoffman, E Fred Williams, DT
1976: Wally Chambers, DT	1961: Stan Jones, G Doug Atkins, DE Bill George, LB Johnny Morris, FL	1953 Dick Barwegan, G Fred Williams, DT Gene Schroeder, E George Connor, T-LB Ed Sprinkle, DE
1975: None	1960 Stan Jones, G Doug Atkins, DE Bill George, LB Rick Casares, RB Erich Barnes, DB Fred Williams, DT	1952 Dick Barwegan, G George Connor, T-LB John Dottley, RB Bulldog Turner, C-LB Johnny Lujack, QB Ed Sprinkle, DE Ray Bray, G
1974: Wally Chambers, DT	1959: Doug Atkins, † DE Stan Jones, G Joe Fortunato, LB Bill George, LB Wilkie Galimore, RB Rick Casares, RB Fred Williams, DT	1951 Ray Bray, G Ed Sprinkle, DE George Connor, T-LB Fred Davis, T Dick Barwegan, G Bulldog Turner, C-LB Johnny Lujack, QB
1973: Dick Butkus, LB Ron Smith, KR	1958: Doug Atkins, DE Rick Casares, RB Bill George, LB Stan Jones, G Kline Gilbert, T	
1972: Dick Gordon, WR Dick Butkus, LB	1957 Harlon Hill, WR Stan Jones, G Bill George, LB Ed Brown, QB	
1971: Dick Butkus, LB Cecil Turner, KR Bobby Joe Green, P Dick Gordon, * WR		
1970: Gale Sayers, † RB Dick Butkus, LB		
1969: Dick Butkus, LB Roosevelt Taylor, DB Gale Sayers, * RB		
1968: Gale Sayers, † RB Dick Butkus, LB		
1967: Gale Sayers, † RB Dick Butkus, LB Richie Petitbon, DB		
1966: Gale Sayers, RB Dick Butkus, LB Doug Atkins, DE Joe Fortunato, LB Mike Ditka, TE		
1965: Joe Fortunato, LB Mike Ditka, TE Johnny Morris, * FL		
1964: Joe Fortunato, LB Mike Ditka, TE Doug Atkins, DE Richie Petitbon, DB		

* Denotes selected for game but did not play due to injuries.

† Denotes game's outstanding back, lineman

BEAR HOMECOMING

Halas University will stage its 45th annual reunion this season as the Club fetes its former players at a Homecoming dinner during a home game weekend. Upsetting the Lions 24-7 last year on Homecoming, the Bears own a 24-19-1 record on that day. The first Bear Homecoming found Chicago tipping LA 15-7 on Nov. 28, 1937.

BEAR HISTORICAL HIGHLIGHTS

9/17/20—George Halas representing the Decatur Staleys meets with representatives of 12 other clubs at Ralph Hay's Hupmobile showroom in Canton, O., forming the American Professional Football Association—which later became the NFL. Membership is set at \$100.



PRO FOOTBALL HALL OF FAME
Canton, Ohio



GEORGE HALAS, End-Coach-Owner, inducted 1963. Started Bears as Decatur Staleys in 1920; has been with Bears ever since (with time out for Navy duty in WWII). Co-organizer of forerunner of NFL. Coached for 40 seasons and retired with an all-time 326 victories. Played pro ball for 11 seasons starting with Hammond Pros in 1919. Wore jersey 7.

1920—The Staleys shutout 12 of their 13 foes, lose only to the Chicago Cardinals (7-6 at Normal Park) and post a 10-1-2 record. Each player is paid \$1,900 for the season.

1921—Decatur Staley AC becomes Chicago Staleys, plays in Wrigley Field, and wins the APFA title with 9-1-1 record. A. E. Staley gives George Halas the Club with \$5,000 to keep the Staley name for the season. Halas makes Dutch Sternaman his partner.

1/28/22—Franchise renamed Chicago Bears.

1922—Bears have League's first "fight song" when "Pride of Old Chicago" is composed. It's Club's official song until 1941.

11/27/22—First Chicago player deal: Bears buy tackle Ed Healey's contract from the Rock Island Independents for \$100—twice the going rate for a franchise that season.

12/7/24—Bears defeat Cleveland Bulldogs 23-0 at Wrigley Field for NFL championship that is later awarded to Cleveland at League meeting.

11/22/25—Harold Red Grange signs with Bears and pro football leaves its cradle. His agent C. C. (Cash & Carry) Pyle negotiates a \$100,000 deal with the Bears.

11/26/25—Halas takes the Bears and Grange on a 16-game coast-to-coast tour that sees the Club play 16 games from Nov. 26 thru Jan. 31 interrupted by a two-week rest. The Bears post a 11-4-1 record during the incredible endurance run.

11/26/25—Grange's first game . . . 36,000 see Bears and Cardinals go 0-0 in Wrigley Field with Grange held to 36 yards.

11/29/25—A snowstorm holds Wrigley crowd to 28,000 but Grange runs for 140 yards and Bears trip Columbus Tigers 14-13.

12/2/25—Grange scores 4 TDs as Chicago crushes St. Louis 39-6 in St. Louis.

12/5/25—35,000 pack Philadelphia's Shibe Park to see Grange score 2 TDs and the Bears top the Frankford Yellowjackets 14-7.

12/6/25—73,000 New Yorkers watch Grange ramble 30 yards with an interception for his only TD as the Bears defeat the Giants 19-7.

1/1/26—Grange runs for 135 yards against Jim Thorpe's Tampa Cardinals and the Bears win 17-3.

1/16/26—Grange gets 2 TDs as the Bears impress 75,000 in the LA Coliseum beating the LA Tigers 17-7.


1/31/26—Grange rambles for 99 yards and 2 TDs as Bears destroy Washington All-Stars in Seattle 34-0.

GEORGE TRAFON, C, inducted 1964. Played 12 seasons with Bears from 1920 to '32 and never made a bad snap. College star at Notre Dame. First center to snap with one hand. Wore jersey 13.



ED HEALEY, T, inducted 1964. Played for Bears five seasons from 1922 to 1927. First player purchased by Bears—from Rock Island where he played two seasons. Termed "the most versatile tackle of all time" by Halas. First president (1937) of Bear alumni association. College ball at Dartmouth. Wore jersey 16.

HAROLD (RED) GRANGE, HB, inducted 1963. Played seven seasons with Bears: 1925, then 1929-34. Spent 1926-28 with own NY team. Showcasing the Galloping Ghost, Grange played 16 games from 11/26/25 to 1/31/26 from coast to coast posting 11-4-1 record. Made first all-Pro team 1931. His jersey number 77 is retired.



JOHN (PADDY) DRISCOLL, HB, inducted 1965. Played five seasons for Bears 1926-31. Was Chicago Cardinal from 1919-25 after Northwestern days. Triple-threat performer with punting, drop-kicking to go with running. Coached Bears in '56 and '57. Jersey numbers 1 & 20.

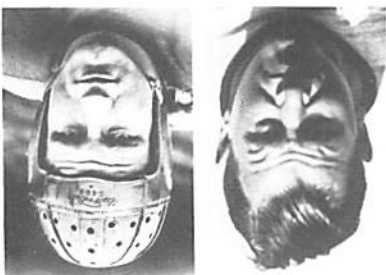
3/1/26—Bears open Loop offices at 111 W. Washington.
1927—Playing for NY Yankees against Bears. Grange catches cleats in mud and claims "I was just another halfback after that."
1928—Grange resigns with Bears and plays until 1934.
9/12/28—Bears begin daily practicing at Wrigley Field.
1930—After a 4-8-2 1929 season, George Halas replaces himself as head coach with Ralph Jones. Jones posts a 24-10-7 record during his three seasons.
1930—Bears fined \$1,000 by Commissioner Joe Carr for premature signing of Notre Dame RB Joe Savoldi. Savoldi plays just four games losing job to Bronko Nagurski.
1930—Bears and Cardinals play football's first indoor game on an 80-yard field at Chicago Stadium. It's an exhibition for unemployment relief.
11/16/31—New Yorkers (including Gov. Alfred E. Smith and Mayor Jimmy Walker) in field boxes at \$100 a seat watch Bears top Giants in Polo Grounds 12-6.
12/18/32—Bronko Nagurski hits Red Grange with a two-yard TD pass and the Bears top the Portsmouth

120 / CHICAGO

Spartans 9-0 for the NFL championship. The game was played before 11,198 indoors at Chicago Stadium on an 80-yard field.
1932—Franchise loses \$18,000 prompting Dutch Sternaman to unload his half of the Bears to George Halas.
1933—George Halas returns as head coach and takes club out of town for training camp for the first time. University of Notre Dame is the host.
11/5/33—Boston Redskins delight home fans by whitewashing Bears 10-0 ending Chicago's 30-game unbeaten string.
12/17/33—Bears use Rookie Jack Manders' accurate kicking for 11 points and defeat the Giants 23-11 in the NFL's first championship game. Some 26,000 Chicagoans watched in Wrigley Field as the Bears notched the winning TD—a Bronko Nagurski pass to Bill Hewitt who lateraled to Bill Karr, covering 36 yards.

1934—Halas University, the Bears alumni association, begins. Annually, Bear veterans return during season for Homecoming Weekend.
1934—Bears hold training camp at Lane Tech High in the City.
8/31/34—A classic is born as 79,432 watch the NFL champion Bears held to a scoreless tie by the

ROY (LINK) LYMAN, T, inducted 1964. Played seven seasons for Bears between 1926 and '34. Started pro career with Canton in 1922, college star at Nebraska. Played defense with stunting style setting trend for modern play. Wore five jersey numbers during career: 2, 11, 12, 14, 77.



BRONKO NAGURSKI, FB-T, inducted 1963. Played nine seasons with Bears from 1930 to '37 and 1943 (after retiring). All-Pro three times. Most punishing runner of all time. Minnesota all-America. Sixth on all-time Chicago rushing Chicago rushing list. His jersey number 3 is retired. Also wore number 16.

1941—Bears get new fight song—"Bear Down Chicago Bears" is published.

12/14/41—Bears and Packers agree their playoff game should be played to a "sudden-death" finish in event of tie. NFL adopts "sudden-death" plan 1/24/47.

12/21/41—Shocked by Pearl Harbor only 13,341 watch the Bears rout the Giants 37-9 for the NFL crown in Wrigley Field behind FB Norm Standlee's two short TD runs and frosting TDs by George Mcatee and Ken Kavanaugh.

12/13/42—George Halas departs for the US Navy prior to the NFL title game which Chicago loses 14-6 in Washington. Bears score on Lee Artoe's 50-yard fumble return.

1943—Hunk Anderson and Luke Johnsons co-coach the wartime Bears for the next three seasons compiling a 15-11-2 record.

11/14/43—Sid Luckman becomes the first pro to pass for over 400 yards in a game. He hits the Giants with 433 and seven TDs.

12/26/43—The Bears blast Washington 41-21 in Wrigley Field for the NFL title before 34,320 fans. Sid Luckman throws five TD passes (2 each to Harry Clark and Dante Magnani). Bronko Nagurski scores his last Bear TD, a 3-yard smash.

DANNY FORTMANN, G, induced 1965. Played eight seasons with Bears from 1936 to '43 after college ball at Colgate. Received M.D. from U. of Chicago 1940. Punishing blocker despite 6-0, 210-pounds, and helmetless style. All-Pro five times. Jersey number 21.



SID LUCKMAN, QB, induced 1965. Played 12 seasons with Bears from 1933 to '50. Tailback at Columbia. All-Pro six times. Directed Bears to four NFL championships. Still leads NFL in percentage throws for TDs with 7.9%, 137 TDs. His number 42 is retired.

BILL HEWITT, E, induced 1971. Played five seasons with Bears from 1932 to 1936 then four more seasons with Eagles. All-League in '33 and '34. Helmetless player who starred at Michigan. His number 56 is retired.



JOE STYDAHAR, T, induced 1967. Played nine seasons with Bears from 1936 to 1946 with time out for WWII. First player ever drafted by Bears. Played at West Virginia. All-Pro four times. Played on three NFL championship teams. Wore jersey 13.

first College All-Star team in a game sponsored by Chicago Tribune Charities in Soldier Field.

12/2/34—Rookie Beattie Feathers becomes first pro back to rush for 1,004 yards with 1,004 to lead NFL.

12/9/34—Undeated Bears slip before Giants in NFL title tilt at Polo Grounds 30-13 before 35,059. With Chicago leading 10-3 at the half. NY dons basketball sneakers and scores 27 points.

1935—Training camp is conducted at St. John's Military Academy in Delafield, Wis.

1936—Joe Stydahar, tackle. West Virginia, is the first Bear draft pick. Bears also obtain rights to NFL's first draft pick Jay Berwanger but the Chicago star elects to pass up football.

12/12/37—Bears win Western Division title but lose NFL Championship 28-21 to Redskins at Wrigley Field. Nemesis Sammy Baugh hits 18 of 33 for 335 yards and 3 TDs. Jack Manders scores 15 of the Chicago points. A Chicago player's share is \$127.78.

2/2/40—Detroit fined \$5,000 for tampering with Bear draft pick Clyde Blidner Turner.

12/8/40—Ten Bears tally TDs as Chicago rips Washington 73-0 for the NFL title before 36,034 in D.C. The rout signals the beginning of pro football's modern era with the formal unveiling of the T-forma-tion. The Bears got \$873 per man. Chicago's defense intercepts eight Redskin passes permits but 22 yards rushing.

CLYDE (BULLDOG) TURNER, C-LB, inducted 1966. Played 12 seasons with Bears from 1940 to '52 with all-pro honors six times as center. Made 17 interceptions as LB. Played in first two Pro Bowls ('51 & '52). All-America at Hardin-Simmons. His jersey number 66 is retired.



GEORGE McAFEE, HB, inducted 1966. Played eight seasons with Bears from 1940 to 1950 with time out for WWII. All-Pro in 1941. Held NFL punt return record until a few years ago with 12.78 yards a try. All-America at Duke. His jersey number 5 is retired.

8/8/44—Bears open training camp at St. Joseph's College, Rensselaer, Ind. The association lasts until 1975.

11/22/45—George Halas returns to Bears from WWII and his tour of duty with the Navy. The 1-7 Bears respond winning their last two games for a 3-7 record.

12/15/46—With George Halas around for the full season, the Bears whip the Giants 24-14 before a record NFL title crowd of 58,346 in the Polo Grounds. After opening with a 21-yard TD pass to Ken Kavanaugh, Sid Luckman gets the winning score on a 19-yard bootleg.

1948—Bears make the first trade for a draft choice then select QB Bobby Layne.

12/11/49—Johnny Lujack sets NFL passing record with 468 yards against the Cardinals.

12/17/50—Bears and Rams tie for Western Division title with 9-3 marks but Rams trip Bears in LA 24-14 breaking tie.

1956—Paddy Driscoll starts his two-year tour as head coach after George Halas retires for a third time. Driscoll's two teams own a 14-10-1 record.

12/30/56—Giants, with their sneakers again, trounce Chicago 47-7 before 56,836 in Yankee Stadium for NFL title.

122 / CHICAGO

11/2/58—Bears and Rams establish NFL attendance record drawing 90,833 paid in the L.A. Coliseum. Rams win 41-35.

10/22/61—Bears destroy the scorching 49er shotgun formation 31-0 with Bill George playing middle guard and the defensive line stunting. A Wrigley crowd of 49,070 watch Chicagoans yield just 6 first downs and 132 yards total offense.

12/29/63—Bears intercept five YA Title passes and capture NFL title from Giants 14-10 in Wrigley Field before 45,801 and closed circuit TV. Champs share \$5,899 per man. QB Billy Wade gets both TDs on 2-and 1-yard runs.

1964—Flanker Johnny Morris catches NFL record 93 passes.

1965—Bears set standard for perfect draft selecting LB Dick Butkus and RB Gale Sayers on first round.

11/25/65—Gale Sayers scores 6 TDs against 49ers.

12/12/65—Rookie Sayers bursts into pro football with a NFL record 22 TDs.

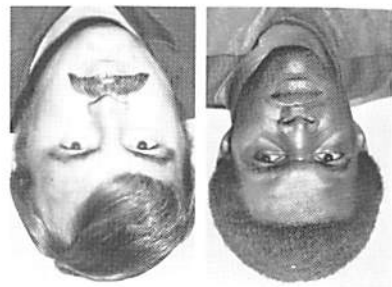
1966—Gale Sayers sets NFL combined yards record with 2,440.

GEORGE CONNOR, T-LB, inducted 1975. Played for Bears eight seasons from 1948-55 after college ball at Holy Cross and Notre Dame. At 6-3, 240, Connor was the first of the big, mobile outside backers. All-Pro five times but in 1951-2-3 on both offense and defense. Played in four Pro Bowls. Jersey numbers 71 & 81.



BILL GEORGE, LB, inducted 1974. Played 14 seasons with Bears from 1952 to '66 and finished career with Rams. All-Pro eight times. First great NFL middle linebacker. "Created" the position switching from middle-guard in '54. Played in eight Pro Bowls. His jersey number 61 is retired.

GALE SAYERS, RB, inducted 1977. Played for Bears seven seasons from 1965 to '71. Unanimous all-NFL five times, NFL Rookie of the Year 1965. Selected for Pro Bowl five times, played in four, most valuable offensive player in three. Selected as all-time All-Pro. Set 23 Bear records and seven NFL records. Wore jersey number 40.



DICK BUTKUS, MLB, inducted 1979. Played for Bears nine seasons from 1965-73 after college ball at Illinois. Blessed with great speed and a tremendous competitive desire at 6-3, 245 pounds. Butkus was all-NFL eight times and played in eight Pro Bowls. Jersey number 51.

5/27/68—The all-time winningest coach in football history, George Halas retires from coaching after 40 seasons with 326 wins, 150 defeats, 30 ties.
5/28/68—Jim Dooley named head coach of the Bears. During his four seasons, the Club posts a 20-36-0 record.
11/3/68—Gale Sayers becomes first Bear to rush for 200 yards dashing through Packers for 205 on 72 carries.
1969—Low mark in Bear history with a 1-13 record.

3/19/70—George Halas elected president of the National Football Conference as NFL-AFL merge.
6/16/70—Bear running back Brian Piccolo dies of cancer. Club establishes Piccolo Fund raising \$340,000 since for cancer fight.
12/13/70—Bears say goodbye to Wrigley Field trouncing Green Bay 35-17. They will make Soldier Field their home in 1971.
1/27/72—Abe Gibron replaces Jim Dooley as head coach.

9/12/74—Jim Finks is named executive vice president, general manager, and chief operating officer after a distinguished career with the Vikings.

12/17/74—After three seasons and a League record of 11-30-1, Abe Gibron departs as head coach.
12/31/74—Former NFL star linebacker Jack Pardee is named Bear head coach—the first non-Bear to hold the job in the history of the Club.

3/1/75—Bears open coaching, training facility at Ferry Hall in Lake Forest.
7/12/75—Bears open training camp at Lake Forest College after 31 seasons of training in Rensselaer, Ind.
12/21/75—Rookie Virgil Livers sets NFL record by returning 42 punts on the season without a fair catch.
12/12/76—Jack Pardee becomes second Bear coach named NFC coach of the year after team finishes 7-7 for its best record since '68.

11/20/77—On route to leading the NFL in rushing with a Bear record 1,852 yards, Walter Payton dashes through Vikings in SF for a NFL record 275 yards.
12/18/77—A 28-yard FG by Bob Thomas with nine seconds left in overtime gives Bears a six-game win streak, their first playoff spot in 14 years with 9-5 record, and a 12-9 win over the Giants.
12/26/77—Bears finish season with 37-7 playoff loss at Dallas but set 28 team records and play before a home record 401,513 fans for seven SF dates.

1/19/78—With a three-year record of 20-22, Jack Pardee resigns to seek Redskins coaching job.
2/16/78—Neill Armstrong, defensive coordinator of the Minnesota Vikings, becomes head coach.
6/25/78—1000-Yard Foundation votes Bear offensive line "1977 Blocker of the Year" Award.
7/29/78—Prep Night II benefit for Chicago Public League sports fund is held. Over two intrasquad games, Club raises \$80,000 for prep sports.
9/3/79—Bears occupy \$1.6 million new headquarters named Halas Hall on Lake Forest College campus.

9/16/79—Payton runs for 134 yards in Texas Stadium raising his career total to 5,757 surpassing Rick Casares as the Club's all-time rushing leader.
12/16/79—Massive heart attack claims George (Mugs) Halas at 54. Bears go on to route St. Louis 42-6 while Dallas tips Washington 35-34. The combination sends 10-6 Bears to NFC playoffs. QB Mike Phipps finished season with 9-1 record.

12/23/79—After leading 17-10 at half, Bears drop 27-17 wildcard game at Philadelphia.



PRO FOOTBALL HALL OF FAME
Canton, Ohio



GEORGE BLANDA, QB-K, inducted 1981. All-time leading Bear scorer with 541 points in 10 Chicago seasons (1949-58). Came out of retirement in 1960

to play 7 seasons with Houston, 9 with Oakland. In 26-year career scored 2,002 points, threw for 26,920 yards, 236 TDs. Wore 16, 22 for Bears.

10/6/80—In 23-0 whitewash of Tampa Bay at Soldier Field (113th in Club history), Payton rushes for 133 and gains 14 more receiving to raise lifetime combined yardage to 9,492 and break Sayers' Club record.

12/7/80—Bears whip Packers 61-7 at Soldier Field equaling Club record for points and setting new standards for first downs (33) and pass completion percentage (83.3%, 20 of 24). QB Vince Evans throws for 316—most by a Bear in 10 years.

2/4/81—Neill Armstrong completes reorganization of his offensive staff naming Ted Marchibroda coordinator and Dick Stanfel line coach.

RECENT BEAR TRADES

1980

Date Bears Obtained

8/18 CB Hank Williams

8/19 MLB Terry Tautolo

1979 NONE

1978

9/5 WR Golden Richards

8/29 RB Alvin Maxson

8/22 TE Mike Cobb

5/2 1978 5th round draft pick &
1978 6th round draft pick.

4/20 DE Tommy Hart

4/12 TE Bob Moore & 1979
1st round draft pick
(DT Dan Hampton)

1977

8/31 DE Billy Newsome

5/3 QB Mike Phipps

5/2 RB Tommy Reamon

4/13 Two 1977 6th round
draft picks.

1976

9/13 RB Larry Schreiber

5/12 DE Royce Berry

4/8 1976 1st round draft
pick (T Dennis Lick).

1975

(The Bears made 16 trades during the 1975 season. The following are the ones involving players still in the NFL.)

9/9 DT Ron Rydalch, RB
Mike Adamele, & 1976
4th round draft pick.

1/28 1975 6th round draft
pick (LB Tom Hicks.)

1/28 TE Greg Latta

1/28 G Noah Jackson

From

Raiders

Eagles

Cowboys

Steelers

Bengals

Chiefs

49ers

Buccaneers

Bills

Browns

Chiefs

Buccaneers

49ers

Bengals

Detroit

Jets

Chargers

Colts

Colts

For

Conditional Pick

Conditional Pick

1979 5th round draft choice & 1980
3rd round draft choice.

Considerations

1979 4th round draft choice.

1978 4th round draft choice.

1978 2nd round draft choice.

DT Wally Chambers

C Connie Zelencik

1977 4th round draft choice & 1978
1st round draft choice.

1977 6th round draft choice.

QB Gary Huff.

1978 5th round draft choice.

1978 5th round draft choice.

1976 1st & 3rd round draft choices.

RB Carl Garrett.

RB Jim Harrison.

1975 3rd & 7th round draft choices.

1975 7th round draft choice & 1976
5th round draft choice.

BEARS VS THE NFL

Opponents (1st game)		Bears:		Won	Lost	Tied	Pct.	Pts.	Opp.
Atlanta Falcons (1966)	Regular Season	4	8	0	0	0	.333	190	255
Baltimore Colts (1956)	Regular Season	17	22	1	1	1	.436	775	817
Baltimore Colts (1956)	Regular Season	13	20	0	0	0	.393	658	708
Buffalo Bills (1969)	Regular Season	4	1	1	1	1	.800	104	79
Buffalo Bills (1969)	Regular Season	2	1	0	0	0	.667	44	29
Cincinnati Bengals (1972)	Pre-Season	2	0	1	1	1	.833	60	50
Cincinnati Bengals (1972)	Regular Season	1	5	0	0	0	.167	46	115
Cincinnati Bengals (1972)	Regular Season	0	2	0	0	0	.000	30	85
Cleveland Browns (1950)	Pre-Season	6	17	0	0	0	.261	414	566
Cleveland Browns (1950)	Regular Season	2	6	0	0	0	.250	110	216
Dallas Cowboys (1960)	Pre-Season	4	11	0	0	0	.267	304	350
Dallas Cowboys (1960)	Regular Season	5	7	0	0	0	.417	224	293
Dallas Cowboys (1960)	Regular Season	3	5	0	0	0	.375	145	192
Dallas Cowboys (1960)	Pre-Season	2	1	0	0	0	.667	72	64
Denver Broncos (1970)	Playoffs	0	1	0	0	0	.000	7	37
Denver Broncos (1970)	Regular Season	3	5	0	0	0	.375	122	138
Denver Broncos (1970)	Regular Season	1	3	0	0	0	.250	57	64
Detroit Lions (1934)	Pre-Season	55	37	3	3	3	.598	1,839	1,639
Detroit Lions (1934)	Regular Season	54	37	3	3	3	.593	1,815	1,622
Green Bay Packers (1921)	Pre-Season	1	0	0	0	0	1.000	24	17
Green Bay Packers (1921)	Regular Season	73	63	9	6	9	.537	2,266	2,137
Green Bay Packers (1921)	Regular Season	66	51	6	6	6	.564	2,011	1,781
Green Bay Packers (1921)	Pre-Season	6	12	3	3	3	.333	222	342
Houston Oilers (1969)	Playoffs	1	0	0	0	0	1.000	33	14
Houston Oilers (1969)	Regular Season	5	6	0	0	0	.455	199	235
Houston Oilers (1969)	Regular Season	1	2	0	0	0	.333	41	71
Kansas City Chiefs (1967)	Pre-Season	4	4	0	0	0	.500	158	164
Kansas City Chiefs (1967)	Regular Season	1	3	0	0	0	.250	69	136
Kansas City Chiefs (1967)	Regular Season	1	0	0	0	0	.500	35	46
Los Angeles Rams (1946)	Pre-Season	0	2	0	0	0	.000	34	90
Los Angeles Rams (1946)	Regular Season	31	20	3	3	3	.608	1,273	1,191
Los Angeles Rams (1946)	Regular Season	30	18	3	3	3	.625	1,217	1,111
Los Angeles Rams (1946)	Pre-Season	1	1	0	0	0	.500	42	56
Miami Dolphins (1969)	Playoffs	0	1	0	0	0	.000	14	24
Miami Dolphins (1969)	Regular Season	1	5	1	1	1	.167	74	181
Miami Dolphins (1969)	Regular Season	0	3	0	0	0	.000	32	111
Minnesota Vikings (1961)	Pre-Season	1	2	1	1	1	.333	42	70
Minnesota Vikings (1961)	Regular Season	17	24	2	2	2	.415	764	912
Minnesota Vikings (1961)	Regular Season	16	22	2	2	2	.421	690	840
New England Patriots (1972)	Pre-Season	1	2	0	0	0	.333	74	72
New England Patriots (1972)	Regular Season	0	3	0	0	0	.000	34	67
New England Patriots (1972)	Regular Season	0	2	0	0	0	.000	17	40
Pre-Season	Pre-Season	0	1	0	0	0	.000	17	27

BEARS VS THE NFL

Opponents (1st game)									
New Orleans Saints (1960)	7	3	0	0	0	7.700	237	153	Opp.
Regular Season	6	2	0	0	0	7.750	210	127	
Pre-Season	1	1	0	0	0	.500	27	26	
New York Giants (1925)	38	21	2	2	2	.639	1,017	775	
Regular Season	22	14	2	2	2	.605	619	443	
Pre-Season	12	5	0	0	0	.708	280	201	
Playoffs	4	2	0	0	0	.667	118	131	
New York Jets (1974)	4	1	0	0	0	.800	112	65	
Regular Season	1	1	0	0	0	.500	44	36	
Pre-Season	3	0	0	0	0	1,000	68	29	
Oakland Raiders (1972)	1	4	0	0	0	.200	100	108	
Regular Season	0	3	0	0	0	.000	67	81	
Pre-Season	1	1	0	0	0	.500	33	27	
Philadelphia Eagles (1933)	32	12	1	1	1	.727	1,012*	666*	
Regular Season	18	3	1	1	1	.857	564*	247*	
Pre-Season	14	8	0	0	0	.619	431	392	
Playoffs	0	1	0	0	0	.000	17	27	
Pittsburgh Steelers (1934)	31	10	1	1	1	.756	1,033*	633*	
Regular Season	16	4	1	1	1	.800	543*	296*	
Pre-Season	15	6	0	0	0	.714	490	337	
St. Louis Cardinals (1920)	60	38	6	6	6	.612	1,921	1,351	
Regular Season	52	23	6	6	6	.693	1,572	943	
Pre-Season	8	15	0	0	0	.348	349	408	
San Diego Chargers (1970)	1	4	0	0	0	.200	66	102	
Regular Season	0	3	0	0	0	.000	35	88	
Pre-Season	1	1	0	0	0	.500	31	14	
San Francisco 49ers (1950)	23	21	1	1	1	.523	1,007	986	
Regular Season	22	21	1	1	1	.512	983	979	
Pre-Season	1	0	0	0	0	1,000	24	7	
Seattle Seahawks (1976)	2	2	0	0	0	.500	97	70	
Regular Season	1	1	0	0	0	.500	63	38	
Pre-Season	1	1	0	0	0	.500	34	32	
Tampa Bay Buccaneers (1976)	6	2	0	0	0	.750	117	73	
Regular Season	5	2	0	0	0	.714	107	66	
Pre-Season	1	0	0	0	0	1,000	10	7	
Washington Redskins (1937)	36	16	0	0	0	.692	1,260	845	
Regular Season	12	7	0	0	0	.632	459	356	
Pre-Season	22	7	0	0	0	.759	660	426	
Playoffs	2	2	0	0	0	.500	141	63	

* In 1943 the Pittsburgh and Philadelphia teams were combined; the Bears' 48-21 victory points are included in both teams' final scores.

Totals: All Opponents	668	391	52	52	52	.631	21,781	16,434	
Regular Season	455	289	42	42	42	.612	14,701	11,891	
Pre-Season	205	95	10	10	10	.683	6,741	4,247	
Playoffs	8	7	0	0	0	.533	339	296	
Total: 27 Active NFL	464	360	31	31	31	.563	16,337	14,573	
Regular Season	348	265	25	25	25	.568	12,297	10,795	
Pre-Season	109	88	6	6	6	.553	3,710	3,482	
Playoffs	7	7	0	0	0	.500	330	296	

1973 (14 games)

Fewest Opp. Fair Catches, Season
7 1980 (16 games)

Most Opp. Fair Catches, Game
6 vs. G.B., Dec. 16, 1973

Yards Allowed

Most Yards Allowed, Season
633 1974 (14 games)

Fewest Yards Allowed, Season
106 1969 (14 games)

Most Yards Allowed, Game
147 vs. G.B., Nov. 8, 1959

Average Return

Highest Opp. Return, Season
17.00 1941 (11 games)

Lowest Opp. Return, Season
3.79 1969 (14 games)

Touchdowns

Most Allowed, Season

2 1933 (13 games)
1941 (11 games)
1947 (12 games)
1952 (12 games)
1954 (12 games)

Most Allowed, Game

1 in many games. Last:
vs. G.B., Nov. 10, 1974

KICKOFF RETURNS

Most Opp. Returns, Season
72 1965 (14 games)

Fewest Opp. Returns, Season
32 1971 (14 games)

Most Opp. Returns, Game
9 vs. Bos., Nov. 21, 1948
vs. Balt., Oct. 21, 1956

Fewest Opp. Returns, Game
0 in 9 games. Last:
vs. G.B., Dec. 16, 1973

Yards Allowed

Most Allowed, Season
1,583 1965 (14 games)

Fewest Allowed, Season
435 1940 (11 games)
700 1945 (10 games)
1974 (14 games)

Most Allowed, Game
254 vs. L.A., Oct. 13, 1963

Average Return

Highest Opp. Return, Season
27.81 1960 (12 games)

Lowest Opp. Return, Season
15.98 1946 (11 games)
17.54 1947 (12 games)
17.93 1968 (14 games)
17.94 1976 (14 games)

Touchdowns

Most TDs Allowed, Season
1 in many seasons.

Most TDs Allowed, Game
1 in many games. Last:
vs. Hous., Nov. 6, 1977

FUMBLES

Most Opp. Fumbles, Season
44 1952 (12 games)

Fewest Opp. Fumbles, Season
13 1960 (12 games)

Most Opp. Fumbles, Game

7 vs. Brk., Oct. 20, 1935
vs. Wash., Nov. 13, 1938
vs. Chi. Cards, Nov. 26, 1939
vs. Clev., Nov. 24, 1940
vs. Bos., Nov. 21, 1948
vs. L.A., Nov. 16, 1952
vs. L.A., Nov. 15, 1964
vs. L.A., Sept. 16, 1966

PENALTIES

Most Opp. Penalties, Season
129 1980 (16 games)

Fewest Opp. Penalties, Season
34 1942 (11 games)
42 1941 (11 games)
Since 1961:
65 1962 (14 games)

Most Opp. Penalties, Game
21 vs. Clev., Nov. 25, 1951

Fewest Opp. Penalties, Game
0 in 13 games. Last:
vs. Minn., Dec. 3, 1972

Yards Penalized

Most Opp. Penalized, Season
1,109 1980 (16 games)

Fewest Opp. Penalized, Season
110 1937 (11 games)

Most Opp. Penalized, Game
209 vs. Clev., Nov. 25, 1951

Fewest Opp. Penalties, Game
0 in 13 games. Last:
vs. Minn., Dec. 3, 1972

CAREER LEADING PASSERS 200+ Passes

No.	Player	Seasons	Years	No.	Comp.	Pct. Comp.	Yards	Avg. Gain	TD	Pct. TD	Int.	Pct. Int.	Rating*
1	Sid Luckman	1939-50	12	1,744	904	51.8	14,686	8.42	137	7.9	132	7.6	75.0
2	Bill Wade	1961-66	6	1,407	767	54.5	9,958	7.08	68	4.8	66	4.7	73.4
3	Rudy Bokich	1958-59, 62-68	9	878	474	54.0	6,254	7.12	46	5.2	45	5.1	72.8
4	Johnny Lujack	1948-51	4	808	404	50.0	6,295	7.79	41	5.1	54	6.7	65.3
5	Vince Evans	1977-80	4	344	181	52.6	2,585	7.51	15	4.4	22	6.4	65.2
6	Ed Brown	1954-61	8	1,246	607	48.7	9,698	7.78	63	5.1	88	7.1	62.5
7	Bernie Masterson	1934-40	7	409	156	38.1	3,366	8.23	34	8.3	38	9.3	57.1
8	Bob Avellini	1975-80	6	1,005	507	50.4	6,554	6.52	32	3.2	63	6.3	56.7
9	Jack Concannon	1967-71	7	951	486	51.1	5,222	5.49	31	3.3	52	5.5	55.6
10	Mike Phipps	1977-80	4	465	242	52.0	2,635	5.67	13	2.8	27	5.8	54.3
11	George Blanda	1949-58	10	988	445	45.0	5,936	6.01	48	4.9	70	7.1	51.4
12	Keith Moleworth	1931-37	7	226	86	38.1	1,486	6.58	17	7.5	19	8.4	51.3
13	Gary Huff	1973-76	4	614	310	50.5	3,271	5.33	12	2.0	34	5.5	50.1
14	Bobby Douglass	1969-75	7	895	376	42.0	4,932	5.51	30	3.4	51	5.7	47.6
15	Zeke Bratkowski	1954, 57-60, 72	6	537	263	49.0	3,639	6.78	24	4.5	58	10.8	46.6
16	Steve Romanik	1950-53	4	237	93	39.2	1,572	6.63	7	3.0	22	9.3	33.6

*based on official NFL rating system.

1981 RECORD NOTES

CAREER LEADING RUSHERS

1,000 + Yards

No.	Player (Pos.)	Seasons	Yards	TD
1	Walter Payton (nb)	1975-80	4,506	65
2	Rick Casares (fb)	1955-64	4,086	49
3	Gale Sayers (nb)	1965-71	5,009	39
4	Willie Galimore (nb)	1957-63	4,466	26
5	Roland Harper (fb)	1975-78, 80	4,077	14
6	Ron Bull (nb-fb)	1962-70	3,659	9
7	Bronko Nagurski (fb)	1930-37, 43	4,399	18
8	Bobby Douglass (qb)	1969-75	6,627	20
9	Ray Noling (nb)	1936-43	6,627	20
10	George Givayanos (nb)	1936-43	4,509	10
11	Gary Farniell (fb-hb)	1938-45	3,827	20
12	Beattie Farniell (nb)	1934-37	5,777	14
13	Bill Osmanski (fb)	1939-43, 46-47	4,762	20
14	George McAfee (nb)	1940-41, 45-50	4,944	22
15	Jack Manders (fb-hb)	1933/40	3,421	11
16	Hugh Gallarmeau (nb)	1941-42, 45-47	4,144	26
17	John Hoffman (fb-hb)	1949-56	4,317	7
18	Joe Maniaci (fb-hb)	1938-41	4,988	12
19	Harry Clark (nb)	1940-43	1,209	8
20	Gene Ronzani (qb-hb-fb)	1933-38, 44-45	4,431	1
21	Jude Rykovich (nb)	1949-51	3,877	17
22	John (Kayo) Doolley (fb)	1951-53	4,499	7
23	Keith Moleworth (nb-qb)	1931-37	3,187	4
24	Jim Harrison (fb)	1971-74	3,577	7
25	Bobby Watkins (nb)	1955-57	4,433	11
26	Johnny Morris (nb)	1958-67	4,644	5
27	Fred (Curley) Morrison (fb-hb)	1950-53	4,644	9
28	Joe Marconi (fb)	1962-66	3,644	6
29	Carl Garrett (nb)	1973-74	3,699	6

CAREER LEADING INTERCEPTORS

15+ Interceptions

No.	Player (Pos.)	Seasons	Years	No.	Yards	Avg.	TD
1	Richie Petitbon (s)	1959-68	10	37	643	17.4	3
2	Bennie McCrae (cb)	1962-70	9	27	485	18.0	4
3	Dave Whitsett (cb)	1961-66	6	26	397	15.3	2
4	George McAfee (nb)	1940-41, 45-50	8	25	350	14.0	1
5	J. C. Carolane (nb)	1956-65	10	24	405	16.9	2
6	Doug Buffone (fb)	1966-79	14	24	211	8.8	0
7	Roosevelt Taylor (s)	1961-69	9	23	414	18.0	3
8	Allan Ellis (cb)	1973-77, 79-80	7	22	185	8.4	1
9	Dick Butkus (fb)	1965-73	9	22	166	7.5	0
10	Don Kindt (db-fb)	1947-55	9	21	348	16.6	1
11	Ray (Scooter) McLean (db)	1940-47	8	18	258	14.3	0
12	Bill George (fb)	1952-65	14	18	144	8.0	0
13	Sid Luckman (db)	1939-50	12	17	310	18.2	2
14	Clyde (Bulldog) Turner (fb)	1940-52	13	17	298	17.5	2
15	Noah Mullins (db)	1946-48	3	16	308	19.3	1
16	Charlie Sumner (db)	1955, 58-60	4	16	251	15.7	0
17	Joe Fortunato (fb)	1955-66	12	16	156	9.8	1
18	Joe Taylor (cb)	1967-74	8	15	178	11.9	0
19	Gary Fencik (s)	1976-80	5	15	149	9.9	0

CAREER LEADING SCORERS

100+ Points

— TOUCHDOWNS —

No. Player (Pos.)	Seasons	Years	Rush	Rec.	Ret.	XP	FG	Pts.
1 George Blanda (k-qb)	1949-58	10	5	0	0	247/250	88/201	541
2 Mac Percival (k)	1967-73	7	0	0	0	159/182	99/182	456
3 Bob Thomas (k)	1975-80	6	0	0	0	167/184	85/142	422
4 Walter Payton (rb)	1975-80	6	65	5	0	0/0	0/0	420
5 Roger Leclerc (k)	1960-66	7	0	0	0	152/158	75/146	377
6 Jack Manders (fb-lb-hb-db-k)	1933-40	8	11	6	2	133x	40	367
7 Rick Casares (fb)	1955-64	10	49	10	0	0/0	0/0	354
8 Gale Sayers (rb)	1965-71	7	39	9	8	0/0	0/0	336
9 Ken Kavanaugh (e)	1940-41, 45-50	8	0	50	2	1/1	0/0	313
10 Johnny Lujack (qb-k)	1948-51	4	21	0	0	130/136	0/0	268
11 Harlon Hill (e)	1954-61	8	0	40	0	0/0	0/0	240
12 George McAfee (hb-db)	1940-41, 45-50	8	22	11	6	0/0	0/0	234
13 Ray (Scooter) McLean (hb-db)	1940-47	8	6	21	3	45/54	0/1	225
14 Willie Galimore (fb)	1957-63	7	26	10	1	0/0	0/0	222
15 Johnny Morris (fb-wr)	1958-67	10	5	31	1	0/0	0/0	222
16 Mike Ditka (te)	1961-66	6	0	34	2	0/0	0/0	216
17 Hugh Gallarneau (hb)	1941-42, 45-47	5	26	2	2	0/0	0/0	210
18 Dick Gordon (wr)	1965-71	7	0	35	1	0/0	0/0	210
19 Bill McColl (e)	1952-59	8	25	1	0	0/0	0/0	156
20 Jim Keane (e)	1946-51	6	0	23	0	0/0	0/0	138
21 Gary Farnighetti (fb-hb)	1938-45	8	20	1	0	1/2	0/0	127
22 Bill Osmanski (fb)	1939-43, 46-47	7	20	0	0	0/0	0/0	126
23 George Givnyanics (fb)	1947-52	6	19	2	0	0/0	0/0	126
24 Bobby Douglass (qb)	1969-75	7	20	0	0	1/1	0/0	121
25 Bill Karr (e)	1933-38	6	1	18	1	0/0	0/0	120
26 James Scott (wr)	1976-80	5	0	20	0	0/0	0/0	120
27 Joe Maniaci (fb-hb)	1938-41	4	12	0	2	24/25	3/6	117
28 Harry Clark (fb-db)	1940-43	4	8	9	2	1/1	0/0	115
29 Julie Rykovich (fb)	1949-51	3	17	0	0	0/0	0/0	114
30 Bronko Nagurski (fb)	1930-37, 43	9	18	0	0	4/x	0/0	112
31 George Wilson (e)	1937-46	7	0	15	3	0/0	0/0	108
32 Billy Stone (hb)	1951-54	4	8	10	0	0/0	0/0	108
33 John Hoffman (fb-e-lb)	1949-56	6	7	9	1	0/0	0/0	104
34 John Aveni (k-e)	1959-60	2	0	0	0	51/57	17/35	102
35 Roland Harper (fb)	1975-78, 80	5	14	3	0	0/0	0/0	102

CAREER LEADING PUNT RETURNERS

20+ Punt Returns

No. Player	Seasons	Years	No.	Yards	Avg.	TD
1 Ray (Scooter) McLean	1940-47	8	42	622	14.8	3
2 Gale Sayers	1965-71	7	27	391	14.5	2
3 George McAfee	1940-41, 45-50	8	112	1,431	12.8	2
4 Noah Mullins	1946-48	3	20	236	11.8	0
5 J. R. Boone	1948-51	4	56	635	11.3	0
6 Hugh Gallarneau	1941-42, 45-47	5	24	243	10.1	0
7 Johnny Morris	1958-67	10	104	893	8.6	1
8 Virgil Livers	1975-79	5	86	738	8.6	0
9 Steve Schubert	1975-79	5	103	866	8.4	3
10 Lenny Walthercheid	1977-80	4	56	418	7.5	0
11 Willford White	1951-52	2	37	248	6.7	0
12 Jon Arnett	1964-66	3	45	298	6.6	0
13 Eddie Maccon	1952-53	2	24	142	5.9	0

102 / CHICAGO

CAREER LEADING PUNTERS

70+ Punts

No.	Player	Seasons	Years	No.	Yards	Avg.
1	George Gulyanics	1947-52	6	113	5,032	44.5
2	Bobby Joe Green	1962-73	12	833	35,057	42.1
3	Fred (Curley) Morrison	1950-53	4	243	10,170	41.9
4	Ed Brown	1954-61	8	343	13,912	40.6
5	Edmund (Zeke) Bratkowski	1954, 57-60	5	76	3,023	39.8
6	Bob Parsons	1972-80	9	633	24,339	38.5

CAREER LEADING KICKOFF RETURNERS

20+ Kickoff Returns

No.	Player	Seasons	Years	No.	Yards	Avg.	TD
1	Gale Sayers	1965-71	7	91	2,781	30.6	6
2	Eddie Macon	1952-53	2	22	672	30.6	0
3	Harry Clark	1940-43	4	23	643	28.0	0
4	Frank Minini	1947-48	2	23	631	27.4	0
5	Ron Smith	1965, 70-72	4	85	2,263	26.6	1
6	Leon Campbell	1952-54	3	24	638	26.6	1
7	Ken Grandberry	1974	1	22	568	25.8	0
8	Willie Galimore	1957-63	7	43	1,100	25.6	1
9	Charlie Bivins	1960-66	7	62	1,531	24.7	0
10	Dave Williams	1979-80	2	27	666	24.7	1
11	Lenny Walterscheid	1977-80	4	34	833	24.5	0
12	Cecil Turner	1968-73	6	108	2,616	24.2	4
13	Brian Baschnagel	1976-80	5	84	2,026	24.1	1
14	Roosevelt Taylor	1961-69	9	25	598	23.9	0
15	Ron Drzewiecki	1955, 57	2	38	906	23.8	0
16	Jon Arnett	1964-66	3	22	520	23.6	0
17	Ike Hill	1973-74	2	27	637	23.6	1
18	Dick Gordon	1965-71	7	58	1,362	23.5	0
19	Johnny Morris	1958-67	10	54	1,267	23.5	0

CAREER LEADING RECEIVERS (YARDAGE)

No.	Player (Pos.)	Seasons	Years	Yards	No.	Avg.	TD
1	Johnny Morris (wr)	1958-67	10	5,059	356	14.2	31
2	Harlon Hill (wr)	1954-61	8	4,616	226	20.4	40
3	Mike Ditka (te)	1961-66	6	4,503	316	14.3	34
4	Ken Kavanaugh (e)	1940-41, 45-50	8	3,626	162	22.4	50
5	Dick Gordon (wr)	1965-71	7	3,550	238	14.9	35
6	Jim Dooley (wr)	1952-54, 56-57, 59-62	9	3,172	211	15.0	16
7	James Scott (wr)	1976-80	5	3,158	175	18.0	20
8	Jim Keane (e)	1946-51	6	3,031	206	14.7	23
9	Bill McColl (e)	1952-59	8	2,815	201	14.0	25
10	Ray (Scooter) McLean (rb)	1940-47	8	2,232	103	21.7	21
11	George Farmer (wr)	1970-75	6	1,909	113	16.9	10
12	Gene Schroeder (e)	1951-52, 54-57	6	1,870	104	18.0	13
13	John Hoffman (e)	1949-56	8	1,870	136	13.8	9
14	Walter Payton (rb)	1975-80	6	1,791	202	8.9	5
15	Rick Casares (fb)	1955-64	10	1,538	182	8.5	10
16	Ron Bull (rb)	1962-70	9	1,404	163	8.6	4
17	Bob Wallace (wr)	1968-72	5	1,403	109	12.9	9
18	George Wilson (e)	1937-46	10	1,342	111	12.1	15
19	Gale Sayers (rb)	1965-71	7	1,307	112	11.7	9
20	Roland Harper (rb)	1975-78, 80	5	995	125	8.0	3

CAREER LEADING RECEIVERS (CATCHES)

100+ Pass Receptions

No.	Player (Pos.)	1	2	3	4	5	6	7	8	9	10	11	12	13	14	15	16	17	18	19	20
2	Johnny Morris (wr)	1958-67	10	356	5,059	14,231	356	5,059	14,231	356	5,059	14,231	356	5,059	14,231	356	5,059	14,231	356	5,059	14,231
3	Mike Ditka (te)	1961-66	6	316	4,503	14,334	316	4,503	14,334	316	4,503	14,334	316	4,503	14,334	316	4,503	14,334	316	4,503	14,334
4	Dick Gordon (wr)	1965-71	7	238	3,550	14,935	238	3,550	14,935	238	3,550	14,935	238	3,550	14,935	238	3,550	14,935	238	3,550	14,935
5	Horton Hill (wr)	1954-61	8	226	4,616	20,440	226	4,616	20,440	226	4,616	20,440	226	4,616	20,440	226	4,616	20,440	226	4,616	20,440
6	Jim Dooley (wr)	1952-54, 56-57, 59-62	9	211	3,172	15,016	211	3,172	15,016	211	3,172	15,016	211	3,172	15,016	211	3,172	15,016	211	3,172	15,016
7	Jim Keane (e)	1946-51	6	206	3,031	14,723	206	3,031	14,723	206	3,031	14,723	206	3,031	14,723	206	3,031	14,723	206	3,031	14,723
8	Walter Payton (rb)	1975-80	6	202	1,791	8,905	202	1,791	8,905	202	1,791	8,905	202	1,791	8,905	202	1,791	8,905	202	1,791	8,905
9	Bill McColl (e)	1952-59	8	201	2,815	14,025	201	2,815	14,025	201	2,815	14,025	201	2,815	14,025	201	2,815	14,025	201	2,815	14,025
10	Rick Casares (fb)	1955-64	10	182	1,538	8,510	182	1,538	8,510	182	1,538	8,510	182	1,538	8,510	182	1,538	8,510	182	1,538	8,510
11	James Scott (wr)	1976-80	5	175	3,158	18,020	175	3,158	18,020	175	3,158	18,020	175	3,158	18,020	175	3,158	18,020	175	3,158	18,020
12	Ron Bull (rb)	1962-70	9	163	1,404	8,644	163	1,404	8,644	163	1,404	8,644	163	1,404	8,644	163	1,404	8,644	163	1,404	8,644
13	Ken Kavanaugh (e)	1949-56	8	162	3,626	22,450	162	3,626	22,450	162	3,626	22,450	162	3,626	22,450	162	3,626	22,450	162	3,626	22,450
14	John Hoffman (e)	1949-56	8	136	1,870	13,809	136	1,870	13,809	136	1,870	13,809	136	1,870	13,809	136	1,870	13,809	136	1,870	13,809
15	Richard Harper (rb)	1975-78, 80	5	125	995	8,033	125	995	8,033	125	995	8,033	125	995	8,033	125	995	8,033	125	995	8,033
16	George Farmer (wr)	1970-75	6	113	1,909	16,910	113	1,909	16,910	113	1,909	16,910	113	1,909	16,910	113	1,909	16,910	113	1,909	16,910
17	Gale Sayers (fb)	1965-71	7	112	1,307	11,710	112	1,307	11,710	112	1,307	11,710	112	1,307	11,710	112	1,307	11,710	112	1,307	11,710
18	George Wilson (e)	1937-46	10	111	1,342	12,195	111	1,342	12,195	111	1,342	12,195	111	1,342	12,195	111	1,342	12,195	111	1,342	12,195
19	Bob Wallace (wr)	1968-72	5	109	1,403	12,909	109	1,403	12,909	109	1,403	12,909	109	1,403	12,909	109	1,403	12,909	109	1,403	12,909
20	Gene Schneider (e)	1951-52, 54-57	6	104	1,870	18,013	104	1,870	18,013	104	1,870	18,013	104	1,870	18,013	104	1,870	18,013	104	1,870	18,013
	Ray (Scooter) McLean (rb)	1940-47	8	103	2,232	21,721	103	2,232	21,721	103	2,232	21,721	103	2,232	21,721	103	2,232	21,721	103	2,232	21,721

SEASON-BY-SEASON STAT LEADERS

ANNUAL RUSHING LEADERS

Year	Player	Yards	Att.	TD	Year	Player	No.	Yards	TD
1980	Payton, Walter	1,460	317	6	1955	Casares, Rick	672	125	4
1979	Payton, Walter	1,610	369	14	1954	Jagade, Chick	498	157	3
1978	Payton, Walter	1,395	333	11	1953	Morrison, Fred	307	95	2
1977	Payton, Walter	1,852	339	14	1952	Morrison, Fred	367	95	3
1976	Payton, Walter	1,390	311	13	1951	Dortley, John	670	127	3
1975	Payton, Walter	679	196	7	1950	Guynatics, George	571	146	2
1974	Grandberry, Ken	475	144	2	1949	Guynatics, George	452	102	5
1973	Garrett, Carl	655	175	5	1948	Guynatics, George	439	119	4
1972	Douglas, Bobby	968	141	8	1947	Osmanski, Joe	328	64	1
1971	Sny, Don	420	116	2	1946	Gallineau, Hugh	476	112	7
1970	Montgomery, Ross	229	62	0	1945	Margarita, Bob	497	112	3
1969	Sayers, Gale	1,032	236	8	1944	Margaria, Bob	463	88	4
1968	Sayers, Gale	856	138	2	1943	Clark, Harry	556	120	3
1967	Sayers, Gale	880	186	7	1942	Famiglietti, Gary	503	118	8
1966	Sayers, Gale	1,231	229	8	1941	McAfee, George	474	65	9
1965	Sayers, Gale	867	166	14	1940	Notling, Ray	373	78	2
1964	Armatt, Jon	400	119	1	1939	Osmanski, Bill	699	121	8
1963	Marconi, Joe	446	118	2	1938	Notling, Ray	297	63	2
1962	Marconi, Joe	406	89	5	1937	Notling, Ray	424	106	2
1961	Gilmore, Willie	707	153	4	1936	Notling, Ray	424	106	2
1960	Casares, Rick	566	160	5	1936	Nagurski, Bronko	529	122	3
1959	Casares, Rick	699	177	10	1935	Ronzani, Gene	356	79	2
1958	Casares, Rick	651	176	2	1934	Feilhaber, Beatrice	1,004	101	1
1957	Casares, Rick	700	204	6	1933	Nagurski, Bronko	553	128	1
1956	Casares, Rick	1,126	234	12					

ANNUAL PASSING LEADERS

Year	Player	Att.	Comp.	Yards	TD	Int.	Rating
1980	Evans, Vince	278	148	2,039	11	16	66.1
1979	Phlips, Mike	255	134	1,535	9	8	69.7
1978	Avellini, Bob	264	141	1,718	5	16	54.6
1977	Avellini, Bob	293	194	2,004	11	18	61.7
1976	Avellini, Bob	271	118	1,580	8	15	49.7
1975	Avellini, Bob	126	67	942	6	11	57.4
1974	Huff, Gary	205	114	1,083	3	9	57.1
1973	Douglass, Bobby	174	81	1,057	5	7	59.2
1972	Douglass, Bobby	198	75	1,246	9	12	49.5
1971	Douglass, Bobby	225	91	1,164	7	15	38.7
1970	Concanon, Jack	385	194	2,130	16	18	61.6
1969	Concanon, Jack	160	87	1,783	4	8	31.3
1968	Douglass, Bobby	148	68	773	5	8	50.9
1967	Concanon, Jack	143	71	715	5	9	49.8
1966	Bukich, Rudy	309	147	1,858	10	21	49.1
1965	Bukich, Rudy	312	176	2,641	20	9	93.6
1964	Bukich, Rudy	160	99	1,099	12	7	89.0
1963	Wade, Bill	356	192	2,301	15	12	73.8
1962	Wade, Bill	412	225	3,172	18	24	70.2
1961	Wade, Bill	250	139	2,258	22	13	93.7
1960	Brown, Ed	149	59	1,079	11	11	50.1
1959	Brown, Ed	247	125	1,881	13	10	77.0
1958	Brown, Ed	218	102	1,418	10	17	51.0
1957	Brown, Ed	185	84	1,321	6	16	44.5
1956	Brown, Ed	168	96	1,667	11	12	83.1
1955	Brown, Ed	164	85	1,307	9	10	71.4
1954	Bralkowski, Zeke	130	67	1,087	8	17	60.9
1953	Blanda, George	362	169	2,164	14	24	51.4
1952	Romanik, Steve	126	49	772	4	11	34.5
1951	Lujack, Johnny	176	85	1,295	3	8	59.9
1950	Lujack, Johnny	254	121	1,731	4	21	40.9
1949	Lujack, Johnny	312	162	2,658	23	22	75.9
1948	Luckman, Sid	163	89	1,047	13	14	65.2
1947	Luckman, Sid	323	176	2,712	24	31	67.6
1946	Luckman, Sid	229	110	1,826	17	16	70.8
1945	Luckman, Sid	217	117	1,725	14	10	82.6
1944	Luckman, Sid	143	71	1,018	11	11	66.8
1943	Luckman, Sid	202	110	2,194	28	12	107.8
1942	Luckman, Sid	105	57	1,023	10	13	80.0
1941	Luckman, Sid	119	68	1,181	9	6	95.5
1940	Luckman, Sid	105	48	941	6	9	60.7
1939	Masterson, Bernie	113	44	914	5	9	49.6
1938	Masterson, Bernie	112	46	848	7	9	55.6
1937	Masterson, Bernie	72	26	615	6	7	55.8

BEARS ON RADIO

All Bear games can be heard for the fifth year on WBBM Newsradio 78 (780kc) live with play-by-play description by Joe McConnell and analysis by Brad Palmer. Games are sandwiched around one-hour pre- and post-game shows.

ANNUAL RECEIVING LEADERS YARDAGE

Year	Player	Yards	No.	TD	Year	Player	Yards	No.	TD
1980	Scott, James	696	36	3	1956	Hill, Harlon	1,128	47	1
1979	Baschnagel, Brian	452	30	2	1955	Hill, Harlon	789	42	9
1978	Scott, James	759	42	5	1954	Hill, Harlon	1,124	45	12
1977	Scott, James	809	50	3	1953	Dooley, Jim	841	53	4
1976	Scott, James	512	26	6	1952	Schroeder, Gene	660	39	6
1975	Rather, Bo	685	39	2	1951	Schroeder, Gene	461	24	3
1974	Wade, Charles	683	39	1	1950	Keane, Jim	433	36	0
1973	Thomas, Earl	343	24	4	1949	Keane, Jim	696	47	6
1972	Farmer, George	380	14	2	1948	McAfee, George	227	17	2
1971	Farmer, George	737	46	5	1947	McAfee, George	490	32	1
1970	Gordon, Dick	1,026	71	13	1946	McLean, Ray	348	17	2
1969	Wallace, Bob	553	47	5	1945	Kavanaugh, Ken	539	35	6
1968	Gordon, Dick	477	29	4	1944	McLean, Ray	414	19	5
1967	Gordon, Dick	534	31	5	1943	Clark, Harry	535	23	7
1966	Jones, Jimmie	504	28	5	1942	McLean, Ray	571	19	8
1965	Morris, Johnny	846	53	4	1941	Kavanaugh, Ken	314	11	6
1964	Morris, Johnny	1,200	93	10	1940	Kavanaugh, Ken	276	12	3
1963	Ditka, Mike	794	59	8	1939	Plasman, Dick	403	19	3
1962	Ditka, Mike	904	58	5	1938	Karr, Bill	253	14	4
1961	Ditka, Mike	1,076	56	12	1937	Manske, Eggs	225	9	3
1960	Dewveall, Willard	804	43	5	1936	Hewitt, Bill	358	15	6
1959	Dooley, Jim	580	41	3	1935	Johnsos, Luke	298	19	4
1958	McColl, Bill	517	35	8	1934	Hewitt, Bill	151	10	5
1957	Dooley, Jim	530	37	1	1933	Hewitt, Bill	274	16	2

ANNUAL RECEIVING LEADERS CATCHES

Year	Player	No.	Yards	TD	Year	Player	Yards	Att.	TD
1980	Payton, Walter	46	367	1	1955	Hill, Harlon	42	789	9
1979	Williams, Dave	42	354	5	1954	Hill, Harlon	45	1,124	12
1978	Payton, Walter	50	480	0	1953	Dooley, Jim	53	841	4
1977	Scott, James	50	809	3	1952	Schroeder, Gene	39	660	6
1976	Harper, Roland	29	291	1	1951	Hoffman, John	28	394	2
1975	Rather, Bo	39	685	2	1950	Keane, Jim	36	433	0
1974	Wade, Charlie	39	683	1	1949	Keane, Jim	47	696	6
1973	Garrett, Carl	23	292	0	1948	Keane, Jim	30	414	3
1972	Thomas, Earl	20	365	3	1947	Keane, Jim	64	910	10
1971	Farmer, George	46	737	5	1946	Kavanaugh, Ken	18	337	5
1970	Gordon, Dick	71	1,026	13	1945	Wilson, George	28	259	3
1969	Wallace, Bob	47	553	5	1944	Wilson, George	24	265	4
1968	Gordon, Dick	29	477	4	1943	Clark, Harry	23	535	7
1967	Gordon, Dick	31	524	5	1942	McLean, Ray	19	571	8
1966	Sayers, Gale	34	447	2	1941	Plasman, Dick	14	283	0
1965	Morris, Johnny	53	846	4	1940	Kavanaugh, Ken	12	276	3
1964	Morris, Johnny	93	1,200	10	1939	Plasman, Dick	19	403	3
1963	Ditka, Mike	59	794	8	1938	Karr, William	14	253	4
1962	Ditka, Mike	58	904	5	1937	McDonald, Lester	11	179	4
	Morris, Johnny	58	889	5	1936	Hewitt, Bill	15	358	0
1961	Ditka, Mike	56	1,076	12	1935	Johnsos, Luke	19	298	4
1960	Dewveall, Willard	43	804	3	1934	Hewitt, Bill	10	151	5
1959	Dooley, Jim	41	580	3	1933	Hewitt, Bill	16	273	2
1958	McColl, Bill	35	517	8	1932	Johnsos, Luke	24	321	2
1957	Dooley, Jim	37	530	1					
1956	Hill, Harlon	47	1,128	11					

ANNUAL KICKOFF RETURN LEADERS

Year	Player	Yards
1980	Williams, Dave	27
1979	Walterscheid, Len	19
1978	Baschnagel, Brian	20
1977	Baschnagel, Brian	23
1976	Baschnagel, Brian	29
1975	Payton, Walter	14
1974	Grandberry, Ken	27
1973	Hill, Ike	27
1972	Smith, Ron	30
1971	Smith, Ron	26
1970	Turner, Cecil	23
1969	Sayers, Gale	14
1968	Turners, Cecil	20
1967	Sayers, Gale	16
1966	Sayers, Gale	21
1965	Sayers, Gale	23
1964	Martin, Billy	24
1963	Bull, Ronnie	7
1962	Martin, Billy	25
1961	Brins, Charles	25

ANNUAL SCORING

Year Player TD PAT FG Pts.

1980	Parsons, Bob	0	35	13	74
1979	Parsons, Bob	16	0	96	92
1978	Parsons, Bob	0	26	17	77
1977	Parsons, Bob	16	0	96	96
1976	Payton, Walter	13	0	78	99
1975	Thomas, Bob	13	0	13	93
1974	Roder, Miro	0	18	13	57
1973	Roder, Miro	0	11	8	35
1972	Percival, Mac	0	26	12	62
1971	Percival, Mac	0	18	15	63
1970	Percival, Mac	0	28	20	88
1969	Percival, Mac	0	26	8	50
1968	Percival, Mac	0	25	25	100
1967	Sayers, Gale	12	0	72	79
1966	LeClerc, Roger	0	24	18	78
1965	Sayers, Gale	22	0	0	132
1964	Morris, Johnny	10	0	60	66
1963	Ditka, Mike	8	0	48	56
1962	LeClerc, Roger	0	36	13	75
1961	Ditka, Mike	12	0	72	72
1960	Aveni, John	0	23	7	44
1959	Casares, Rick	12	0	72	72
1958	Gallimore, Willie	1	12	0	71
1957	Casares, Rick	1	23	14	71
1956	Casares, Rick	14	0	84	84
1955	Blanda, George	2	37	11	82
1954	Hill, Harlon	10	0	72	72
1953	Blanda, George	12	0	48	48
1952	Blanda, George	1	30	6	54
1951	Lujack, Johnny	7	10	0	52
1950	Lujack, Johnny	11	34	3	109

PUNTING LEADERS

ANNUAL

Year	Player	No.	Yards
1980	Parsons, Bob	79	292
1979	Parsons, Bob	92	37.9
1978	Parsons, Bob	96	37.0
1977	Parsons, Bob	80	40.4
1976	Payton, Walter	99	37.6
1975	Thomas, Bob	93	39.0
1974	Parsons, Bob	90	37.8
1973	Green, Bobby Joe	82	40.5
1972	Green, Bobby Joe	67	41.2
1971	Green, Bobby Joe	77	40.1
1970	Green, Bobby Joe	83	40.9
1969	Green, Bobby Joe	76	39.0
1968	Green, Bobby Joe	27	42.3
1967	Green, Bobby Joe	79	42.9
1966	Green, Bobby Joe	80	41.9
1965	Green, Bobby Joe	58	44.5
1964	Green, Bobby Joe	71	42.7
1963	Green, Bobby Joe	64	46.5
1962	Green, Bobby Joe	69	43.7
1961	Green, Bobby Joe	58	42.2
1960	Brown, Ed	56	39.8
1959	Brown, Ed	64	41.2
1958	Brown, Ed	27	42.2
1957	Brown, Ed	34	40.1
1956	Brown, Ed	42	39.1
1955	Brown, Ed	44	40.1
1954	Bratkowski, Zeke	39	41.0
1953	Morrison, Fred	65	42.6
1952	Morrison, Fred	64	42.3
1951	Morrison, Fred	57	39.0
1950	Morrison, Fred	57	43.3

ANNUAL PUNT RETURN LEADERS

Year	Player	No.	Yards	Avg.
1980	Walterscheid, Lenny	33	239	7.2
1979	Schubert, Steve	25	238	9.5
1978	Schubert, Steve	27	229	8.5
1977	Schubert, Steve	31	291	9.4
1976	Livers, Virgil	28	205	7.3
1975	Livers, Virgil	42	456	10.9
1974	Hill, Ike	33	10.9	5.5
1973	Hill, Ike	36	204	5.7
1972	Smith, Ron	26	163	6.3
1971	Smith, Ron	194	7.5	White, Roy
1970	Cole, Linzy	14	83	5.9
1969	Lyte, Garry	12	78	6.5
1968	Turner, Cecil	9	19	2.1
1967	Gordon, Dick	12	82	6.8
1966	Arnett, Jon	15	58	3.9
1965	Sayers, Gale	16	238	14.9
1964	Arnett, Jon	19	188	9.9
1963	Morris, Johnny	16	164	10.3
1962	Morris, Johnny	20	208	10.4
1961	Morris, Johnny	23	155	6.7
1960	Morris, Johnny	13	75	5.8
1959	Morris, Johnny	14	171	12.2
1958	Morris, Johnny	14	171	12.2
1957	Dzewiecki, Ron	22	64	2.9
1956	Jeter, Perry	6	66	11.0
1955	Smith, Ray	6	66	11.0
1954	Stone, Billy	20	100	5.0
1953	Maccon, Ed	17	68	4.0
1952	White, Roy	23	117	5.1
1951	White, Roy	14	131	9.4
1950	McAfee, George	33	284	8.6
1949	McAfee, George	24	279	11.6
1948	McAfee, George	30	417	13.9
1947	McAfee, George	18	261	14.5
1946	Gallarnau, Hugh	10	99	9.9
1945	Marganla, Bob	7	66	9.4
1944	Grygo, Al	11	100	9.1
1943	Clark, Harry	10	158	15.8
1942	Gallarnau, Hugh	9	101	11.2
1941	Swisher, Bob	7	101	14.4
1940	McAfee, George	5	158	31.6

ANNUAL INTERCEPTION LEADERS

Year	Player	No.	Yards	Year	Player	No.	Yards
1980	Walterscheid, Lenny	4	84	1941	McAfee, George	6	78
1979	Schmidt, Terry	6	44	1942	Turner, Clyde	8	96
1978	Fencik, Gary	6	31	1943	Clark, Harry	5	32
1977	Ellis, Allan	6	23	1944	Grygo, Al	4	79
1976	Bruppacher, Ross	7	49	1945	Marganla, Bob	6	79
1975	Clemmons, Craig	2	109	1946	Farns, Tom	4	43
1974	Clemmons, Craig	4	84	1947	Mullins, Noah	6	113
1973	Lyte, Garry	5	62	1948	Lujack, Johnny	8	131
1972	Ford, Charlie	7	104	1949	McAfee, George	6	76
1971	Ford, Charlie	5	46	1950	Davis, Harper	5	59
1970	Buttione, Doug	4	33	1951	Schroeder, Gene	5	62
1969	Taylor, Joe	3	37	1952	Dooley, Jim	5	30
1968	McHae, Bennie	4	22	1953	Kindl, Don	6	172
1967	McHae, Bennie	5	94	1954	Whitman, S. J.	5	117
1966	Pettibon, Richie	4	34	1955	Sumner, Charles	7	162
1965	Butkus, Dick	5	84	1956	Caroline, J. C.	6	182
1964	Corlaine, J. C.	2	84	1957	Johnson, Jack	4	36
1963	Whitsett, Dave	2	57	1958	Sumner, Charles	6	67
1962	Pettibon, Richie	5	93	1959	Barnes, Ench	5	67
1961	Taylor, Roosevelt	8	84	1960	Caroline, J. C.	3	31
1960	Walterscheid, Lenny	4	84	1961	Whitsett, Dave	6	123
1959	Morris, Johnny	14	171	1962	Pettibon, Richie	6	212
1958	Morris, Johnny	14	171	1963	Taylor, Roosevelt	9	172
1957	Dzewiecki, Ron	22	64	1964	George, Bill	2	28
1956	Jeter, Perry	6	66	1965	McHae, Bennie	2	44
1955	Smith, Ray	6	66	1966	Taylor, Roosevelt	2	45
1954	Stone, Billy	20	100				
1953	Maccon, Ed	17	68				
1952	White, Roy	23	117				
1951	White, Roy	14	131				
1950	McAfee, George	33	284				
1949	McAfee, George	24	279				
1948	McAfee, George	30	417				
1947	McAfee, George	18	261				
1946	Gallarnau, Hugh	10	99				
1945	Marganla, Bob	7	66				
1944	Grygo, Al	11	100				
1943	Clark, Harry	10	158				
1942	Gallarnau, Hugh	9	101				
1941	Swisher, Bob	7	101				
1940	McAfee, George	5	158				

BEAR HONOR ROLL

Below and on the following pages is a listing of 780 players who have been on the Chicago Bears' active roster for one or more National Football League games from 1920 thru the 1980 seasons. The asterisks indicate deceased players; () indicates the number of seasons with the Bears; date indicates first Bear season.

Abbey, Joe (North Texas State)	E	(2)	1948
Adamle, Mike (Northwestern)	RB	(2)	1975
Adams, John (LA State)	B	(4)	1959
Adkins, Roy* (Millikin & Bethany)	G	(2)	1920
Akin, Len (Baylor)	G	(1)	1942
Albrecht, Ted (California)	T	(4)	1977
Allen, Duane (Santa Ana)	E	(2)	1966
Allen, Eddie (Pennsylvania)	FB	(1)	1947
Allman, Robert (Michigan St.)	E	(1)	1936
Amsler, Marty (Evansville)	DE	(2)	1967
Anderson, Art (Idaho)	T	(2)	1961
Anderson, Ed* (Notre Dame)	E	(1)	1923
Anderson, Henry (Northwestern)	G	(1)	1931
Anderson, Hunk* (Notre Dame)	G	(6)	1922
Anderson, Ralph* (Los Angeles St.)	E	(1)	1958
Anderson, William (Compton Jr.)	HB	(2)	1953
Antoine, Lionel (Southern Illinois)	T	(6)	1972
Apolskis, Charles* (DePaul)	E	(2)	1938
Ardizzone, Tony (Northwestern)	C	(1)	1979
Arnett, Jon (Southern California)	HB	(3)	1964
Artoe, Lee (California)	T	(4)	1940
Ashburn, Clifford (Nebraska)	T	(1)	1930
Asher, Bob (Vanderbilt)	T	(4)	1972
Ashmore, M. Roger* (Gonzaga)	T	(1)	1927
Aspatore, Edward (Marquette)	T	(1)	1934
Atkins, Doug (Tennessee)	E	(12)	1955
Autrey, Billy (SF Austin)	C	(1)	1953
Avellini, Bob (Maryland)	QB	(6)	1975
Aveni, John (Indiana)	E	(2)	1959

—B—

Babartsky, Al (Fordham)	T	(3)	1943
Babinecz, John (Villanova)	LB	(1)	1975
Badaczewski, J. (Western Reserve)	G	(1)	1953
Baisi, Al (West Virginia)	G	(3)	1940
Barker, Richard* (Iowa State)	G	(1)	1921
Barnes, Erich (Purdue)	HB	(3)	1958
Barnes, Gary (Clemson)	E	(1)	1964
Barnes, Joe (Texas Tech)	QB	(1)	1974
Barnett, Steve (Oregon)	T	(1)	1963
Barwegan, Richard* (Purdue)	G	(3)	1950
Baschnagel, Brian (Ohio St.)	WR-KR	(5)	1976
Bassi, Dick* (Santa Clara)	G	(2)	1938
Battles, Bill (Brown)	E	(1)	1939
Bauman, Alf (Northwestern)	T	(3)	1948
Bausch, Frank* (Kansas)	C	(4)	1937

Baynham, Craig (Georgia Tech)	RB	(1)	1970
Becker, Dave (Iowa)	S	(1)	1980
Becker, Doug (Notre Dame)	LB	(1)	1978
Becker, Wayland (Marquette)	E	(1)	1934
Bell, Kay (Washington State)	T	(1)	1937
Benton, Jim (Arkansas)	E	(1)	1943
Bergerson, Gilbert (Oregon State)	G	(2)	1932
Berry, Connie M. (N. Carolina St.)	E	(5)	1942
Berry, Royce (Houston)	DE	(1)	1976
Best, Art (Kent State)	RB	(2)	1977
Bettis, Tom (Purdue)	LB	(1)	1963
Bettridge, John (Ohio State)	HB	(1)	1937
Bingham, Don (Sul Ross)	HB	(1)	1956
Bishop, Bill (North Texas)	T	(9)	1952
Bishop, Don (Los Angeles City)	E	(1)	1959
Bivins, Charles (Morris Brown)	HB	(7)	1960
Bjork, Del (Oregon)	T	(2)	1937
Blackburn, J. A.	T	(1)	1923
Blacklock, Hugh* (Michigan State)	T	(6)	1920
Blackman, Lennon (Tulsa)	HB	(1)	1930
Blanda, George (Kentucky)	QB	(10)	1949
Boden, Lynn (South Dakota St.)	GB	(1)	1979
Bolan, George* (Purdue)	FB	(4)	1921
Bonderant, J. B.* (DePauw)	C	(1)	1922
Boone, J. R. (Tulsa U.)	HB	(4)	1948
Brackett, M. L. (Auburn)	T	(2)	1956
Bradley, Chuck (Oregon)	TE	(1)	1977
Bradley, Ed (Wake Forest)	G	(2)	1950
Braidwood, Charles* (Chattanooga)	E	(1)	1932
Bramhall, Art (DePaul)	HB	(1)	1931
Bratkowski, Zeke (Georgia)	QB	(6)	1954
Bray, Ray (Western Michigan)	G	(10)	1939
Brink, Larry (Northern Illinois)	E	(1)	1954
Britton, Earl* (Illinois)	FB	(1)	1925
Brockman, Edward (Oklahoma)	B	(1)	1930
Brown, Charley (Syracuse)	DB	(2)	1966
Brown, Ed (San Francisco)	QB	(8)	1954
Brown, William (Illinois)	FB	(1)	1961
Bruer, Bob (Mankato State)	TE	(1)	1976
Brumbaugh, Carl* (Florida)	QB	(8)	1930
Brupbacher, Ross (Tex. A&M)	LB	(4)	1970
Bryan, Johnny* (Chicago)	HB	(4)	1922
Bryant, Waymond (Tennessee St.)	LB	(4)	1974
Buck, Arthur (John Carroll)	HB	(1)	1941
Buckler, William "Bill" (Alabama)	G	(6)	1926
Buffone, Doug (Louisville)	LB	(14)	1966
Buivid, Ray* (Marquette)	QB-HB	(2)	1937
Bukich, Rudy (Southern Cal)	QB	(9)	1958
Bull, Ronnie (Baylor)	B	(9)	1962
Burdick, Lloyd* (Illinois)	T	(2)	1931
Burgeis, Glenn (Tulsa)	T	(1)	1945
Burks, Randy (SE Oklahoma St.)	WR	(1)	1976
Burman, George (Northwestern)	T	(1)	1964
Burnell, Max (Notre Dame)	B	(1)	1944
Buss, Arthur (Michigan State)	T	(2)	1934

Bussey, Young* (Louisiana State) QB (2) 1940
 Butkus, Dick (Illinois) LB (9) 1965
 Butler, Gary (Rice) TE (1) 1975
 Buzin, Rich (Penn State) T (1) 1972

—C—

Cadile, James (San Jose State) G (11) 1962
 Caffey, Lee Roy (Texas A&M) LB (1) 1970
 Calland, Lee (Louisville) CB (1) 1969
 Campana, Al (Youngstown) HB (4) 1950
 Campbell, Gary (Colorado) LB (4) 1977
 Campbell, Leon (Arkansas) FB (3) 1952
 Canady, James (Texas) HB (2) 1948
 Carey, Bob (Michigan State) E (1) 1958
 Carl, Harland (Wisconsin) HB (1) 1956
 Carlson, Jules "Zuck" (Oregon St.) G (8) 1929
 Caroline, J. C. (Illinois) HB (10) 1956
 Carter, Virgil (Brigham Young) QB (4) 1968
 Casares, Rick (Florida) FB (10) 1955
 Casey, Tim (Oregon) LB (1) 1969
 Castete, Jesse (McNeese State) HB (1) 1956
 Chamberlin, Guy* (Nebraska) E (2) 1920
 Chambers, Wally (E. Kentucky) DT (5) 1973
 Chesney, Chester "Chet" (De Paul) C (2) 1939
 Childs, Clarence (Fla. A&M) DB (1) 1968
 Cifers, Ed (Tennessee) E (2) 1947
 Clark, Gail (Michigan State) LB (1) 1973
 Clark, Harry (West Virginia) HB (4) 1940
 Clark, Herman (Oregon State) G (5) 1952
 Clark, Phil (Northwestern) DB (1) 1970
 Clarkson, Stuart* (Texas A&I) G (7) 1942
 Clemons, Craig (Iowa) S (6) 1972
 Coady, Rich (Memphis State) C/E (5) 1970
 Cobb, Mike (Michigan State) TE (3) 1978
 Cody, Ed (Purdue) FB (2) 1949
 Coia, Angelo (Southern California) HB (4) 1960
 Cote, Emerson (Toledo) FB (1) 1952
 Cole, Linzy (T.C.U.) WR (1) 1970
 Concannon, Jack (Boston College) QB (5) 1967
 Conkright, Bill* (Oklahoma) C (2) 1937
 Connor, George (Notre Dame) T (8) 1948
 Conzelman, Jim* (Washington) HB (1) 1920
 Cooke, Ed (Maryland) E (1) 1958
 Copeland, Ron* (UCLA) WR (1) 1969
 Corbett, George (Millikin) HB (7) 1932
 Cornish, Frank (Grambling) DT (4) 1966
 Corzine, Lester (Davis Elkins) HB (1) 1938
 Cotton, Craig (Youngstown) TE (1) 1973
 Cowan, Les (McMurry) T (1) 1951
 Crawford, Fred (Duke) T (2) 1934
 Crawford, James "Mush" (Illinois) G (1) 1925
 Croft, Abe (Southern Methodist) E (2) 1944
 Croftcheck, Don (Indiana) G (1) 1967
 Cross, Bob (S. F. Austin State) T (2) 1952
 Culver, Alvin (Notre Dame) T (1) 1932

Cunningham, Harold (Ohio State) E (1) 1929
 Curchin, Jeff (Florida State) T (2) 1970

—D—

Daffer, Ted (Tennessee) E (1) 1954
 Damore, John (Northwestern) C (2) 1957
 Daniell, Jim (Ohio State) T (1) 1945
 Daniels, Dick (Pacific-Oregon) S (2) 1969
 Davis, Art (Alabama State) T (2) 1953
 Davis, Fred (Alabama) T (6) 1946
 Davis, Harper (Mississippi State) HB (1) 1950
 Davis, John (Missouri) DB (1) 1970
 Davis, Roger (Syracuse) G (4) 1960
 Dean, Fred (Texas Southern) G (1) 1977
 DeCorrevont, Bill (Northwestern) HB (2) 1948
 DeLong, Steve (Tennessee) DE (1) 1972
 Deloplane, Jack (Salem) RB (1) 1979
 Dempsey, Frank (Florida) G (4) 1950
 Denney, Austin (Tennessee) E (3) 1967
 Devlin, Chris (Penn State) LB (1) 1978
 Dewealt, Willard (So. Methodist) E (2) 1959
 Digris, Bernie (Holy Cross) T (1) 1943
 Dimancheff, Boris Babe (Purdue) HB (1) 1952
 Ditka, Mike (Pittsburgh) TE (6) 1961
 Dodd, Al (N.W. Louisiana) DB (1) 1967
 Doehring, John "Bull" FB (6) 1932
 Donchez, Tom (Penn State) RB (1) 1975
 Dooley, Jim (Miami U.) E (9) 1952
 Dottley, John (Mississippi) FB (3) 1951
 Douglas, Merrill (Utah) FB (3) 1958
 Douglass, Bobby (Kansas) QB (7) 1969
 Doughitt, Earl (Iowa) S (1) 1975
 Dreher, Ferd (Denver) E (1) 1938
 Dressen, Charley* DB (1) 1920
 Drews, Ted (Princeton) E (1) 1928
 Dreyer, Wally (Wisconsin) HB (1) 1949
 Driscoll, Paddy* (Northwestern) HB (5) 1926
 Drubs, Chuck* (Temple) G (6) 1942
 Drury, Lyle (St. Louis) E (2) 1930
 Drzewiecki, Ron (Marquette) HB (2) 1955
 Dugger, Jack (Ohio State) E (1) 1949
 Dunlap, Bob (Oklahoma) QB (1) 1935


—E—

Earl, Robin (Washington) RB (4) 1977
 Ecker, Ed (John Carroll) T (1) 1947
 Edwards, Cid (Tennessee State) RB (1) 1975
 Ellis, Allan (UCLA) CB (7) 1973
 Elmes, Leland* (Bradley) QB (1) 1929
 Ely, Harold (Iowa) G (1) 1932
 Ely, Larry (Iowa) LB (1) 1975
 Engebretsen, Paul* (Northwestern) G (1) 1932
 Englund, Harry E (4) 1920
 Erickson, Harold* (Wash. & Jeff.) HB (1) 1925
 Evans, Earl (Harvard) T (4) 1926
 Evans, Fred (Notre Dame) HB (1) 1948

ALL TIME COACHING RECORDS

Years	Coach	Won	Lost	Tied	Pct.	Seasons	Games
1920-67	George Halas	480	201	35	.695	40	716
	Regular Season	320	147	31	.674		498
	Pre-Season	154	51	4	.746		209
	Playoffs	6	3	0	.667		9
1930-32	Ralph Jones	30	11	8	.694	3	49
	Regular Season	24	10	7	.671		41
	Pre-Season	5	1	1	.786		7
	Playoffs	1	0	0	1.000		1
1942-45	Anderson & Johnsons	30	15	2	.660	3	47
	Regular Season	22	11	2	.657		35
	Pre-Season	7	3	0	.700		10
	Playoffs	1	1	0	.500		2
1956-57	John L. Driscoll	23	12	2	.649	2	37
	Regular Season	14	9	1	.604		24
	Pre-Season	9	2	1	.792		12
	Playoffs	0	1	0	.000		1
1968-71	Jim Dooley	31	47	1	.399	4	79
	Regular Season	20	36	0	.357		56
	Pre-Season	11	11	1	.500		23
	Playoffs	16	40	4	.300		60
1972-74	Abe Giron	11	30	1	.274	3	42
	Regular Season	5	10	3	.361		18
	Pre-Season	10	22	0	.476		42
	Playoffs	0	1	0	.000		1
1975-77	Jack Pardee	30	32	0	.484	3	62
	Regular Season	20	22	0	.476		42
	Pre-Season	10	9	0	.526		19
	Playoffs	0	1	0	.000		1
1978-80	Neill Armstrong	28	33	0	.459	3	61
	Regular Season	24	24	0	.500		48
	Pre-Season	4	8	0	.333		12
	Playoffs	0	1	0	.000		1

1980 Honey Bears



ALL-TIME SEASON SCORES

1920 .909				1922 .750				1924 .857			
Won 10 Lost 1 Tied 2				Won 9 Lost 3				Won 6 Lost 1 Tied 4			
George Halas, Ed Sternaman — Coaches				George S. Halas, Ed Sternaman — Coaches				George S. Halas, Ed Sternaman — Coaches			
Bears	20	0	0	Bears	6	0	0	Bears	0	0	0
Moline	27	0	0	Rochester	10	6	0	G. B. Packers	(GB)	0	0
Kewanee	7	0	0	Rock Island	7	0	0	Hawke Legion	(W)	10	10
Rock Island	10	0	0	Buffalo All-Americans	7	0	0	Chicago Cardinals	(W)	6	0
Chicago Tigers	29	0	0	Canton Bulldogs	6	7	0	Frankford Yellowjackets	(W)	33	3
Rockford	20	0	0	Dayton Triangles	9	0	0	Rock Island	(W)	3	1
Hammond	28	7	0	Thomas Indians	33	6	0	Columbus Tigers	(W)	12	6
Rock Island	0	0	0	Rock Island	3	0	0	Rochester Legion	(W)	3	2
Minneapolis Marines	3	0	0	Akron Indians	20	10	0	G. B. Packers	(W)	3	0
Chicago Tigers	6	0	0	Chicago Cardinals	(CM)	0	0	Chicago Cardinals	(CM)	21	0
Cardinals	(W)	6	7	Toronto	22	0	0	Waukegan Badgers	(W)	34	14
Cardinals	(W)	10	0	Chicago Cardinals	(CM)	0	0			122	22
Akron	0	0	0			123	44				
	166	14									

1921 .909				1923 .818				1925 .643			
Won 10 Lost 1 Tied 1				Won 9 Lost 2 Tied 1				Won 9 Lost 5 Tied 3			
George S. Halas, Ed Sternaman — Coaches				George S. Halas, Ed Sternaman — Coaches				George S. Halas, Ed Sternaman — Coaches			
Bears	35	0	0	Bears	0	3	0	Bears	0	0	0
Waukegan	14	10	0	Rock Island	3	0	0	G. B. Packers	(GB)	12	14
Rock Island	16	13	0	Rochester	3	0	0	Detroit Panthers		0	0
Rochester	7	0	0	G. B. Packers	(GB)	3	0	Hammond	24	7	0
Dayton Triangles	20	9	0	Buffalo	16	3	0	Cleveland Bulldogs		7	0
Detroit Heralds	3	0	0	Canton Bulldogs	0	6	0	Chicago Cardinals	(CM)	0	9
Cleveland Tigers	22	7	0	Chicago Indians	26	0	0	Rock Island		6	0
Buffalo All Stars	6	7	0	Akron Indians	20	0	0	Frankford Yellowjackets		19	0
Green Bay Packers	(W)	20	0	Rock Island	7	3	0	Detroit Panthers	(W)	21	0
Buffalo All Stars	10	7	0	Hammond Pros.	14	7	0	Chicago Cardinals	(W)	0	0
Canton Bulldogs	10	0	0	Chicago Cardinals	(CM)	3	0	Columbus Tigers		14	7
Chicago Cardinals	(W)	0	0	Rock Island	29	7	0	Frankford Yellowjackets		14	7
	163	53		Waukegan Badgers	0	0	0	N. Y. Giants	(W)	14	7
						123	35	Rockford		6	9
								Detroit Panthers		0	21
								N. Y. Giants	(W)	0	9
										158	96

CITIES CODE

A	Atlanta, Ga.	HE	Hershey, Pa.	PH	Philadelphia, Pa.
AK	Akron, O.	JA	Jacksonville, Fla.	PI	Pittsburgh, Pa.
B	Birmingham, Ala.	KC	Kansas City, Mo.	PO	Portsmouth, N.C.
BF	Buffalo, N.Y.	LA	Los Angeles, Ca.	R	Raleigh, N.C.
BL	Baltimore, Md.	M	Minnesota	RI	Richmond, Va.
BO	Boston, Mass.	ME	Memphis, Tenn.	RK	Rock Island, Ill.
BR	Brooklyn, N.Y.	MI	Miami, Fla.	S	Soldier Field
C	Canton, O.	MP	Mills Park, Chicago	SB	South Bend, Ind.
CH	Charleston, W. Va.	ML	Milwaukee, Wis.	SD	San Diego, Ca.
CI	Cincinnati, O.	MN	Moline, Ill.	SE	Seattle, Wa.
CL	Cleveland, O.	MO	Montreal, Canada	SF	San Francisco, Ca.
CM	Comiskey Park	NA	Nashville, Tenn.	SL	St. Louis, Mo.
CN	Champaign, N.	NE	New England	SP	Spokane, Wa.
CR	Cedar Rapids, Ia.	NF	Norfolk, Va.	T	Tulsa, Okla.
D	Detroit, Mich.	NJ	East Rutherford, N.J.	TB	Tampa Bay, Fl.
DA	Dallas, Tex.	NO	New Orleans, La.	TO	Toronto, Canada
DN	Denver, Colo.	NP	Normal Park, Chicago	W	Wrigley Field
DS	Dyche Stadium	NY	New York, N.Y.	WA	Washington, D.C.
GB	Green Bay, Wis.	O	Oakland, Ca.		
H	Houston, Tex.	P	Pontiac, Mich.		

1926 .923		
Won 12	Lost 1	Tied 3
George S. Halas — Coach		
Ed Sternaman — Coaches	Bears	Opp.
Milwaukee Badgers	10	7
G.B. Packers	10	6
Detroit Panthers	10	7
N.Y. Giants	10	7
Chicago Cardinals	10	7
Duluth Eskimos	11	6
Aaron	21	0
Louisville	34	0
Chicago Cardinals	10	7
Milwaukee Badgers	10	7
G.B. Packers	10	7
Chicago Cardinals	10	7
Canton Bulldogs	35	0
Frankford Yellowjackets	6	7
Pottsville	9	7
G.B. Packers	10	7
	216	63

1930 .692		
Won 9	Lost 4	Tied 1
Ralph Jones — Coach		
Brooklyn Dodgers	(W)	0
G.B. Packers	(GB)	0
Minneapolis Redjackets	(W)	20
N.Y. Giants	(W)	0
Chicago Cardinals	(CM)	32
Pottsville	6	7
Frankford Yellowjackets	13	7
Minneapolis Redjackets	20	7
G.B. Packers	(W)	12
N.Y. Giants	(W)	12
Chicago Cardinals	(W)	6
Pottsville	14	6
G.B. Packers	(W)	21
Chicago Cardinals	165	72

1934 SEASON 1.000		
Won 13	Lost 0	
George S. Halas — Coach		
S.23 Green Bay Packers	(GB)	24
S.30 Cincinnati Reds	(CI)	21
O.7 Brooklyn Dodgers	(BR)	21
O.10 Pittsburgh Pirates	(PI)	28
O.13 Chicago Cardinals	(W)	20
O.21 Cincinnati Reds	(W)	41
O.28 Green Bay Packers	(W)	27
N.4 New York Giants	(W)	27
N.11 Boston Redskins	(BR)	21
N.14 New York Giants	(W)	10
N.25 Chicago Cardinals	(W)	17
N.29 Detroit Lions	(D)	19
O.2 Detroit Lions	(W)	10
	236	65
NFL CHAMPIONSHIP		
O.4 New York Giants	(NY)	13
	30	

1927 .750		
Won 9	Lost 3	Tied 2
George S. Halas		
Ed Sternaman — Coaches	Bears	Opp.
Chicago Cardinals	(W)	4
G.B. Packers	(GB)	7
New York Yankees	12	6
Cleveland B. Bulls	14	12
Dayton Triangles	14	4
New York Yankees	6	26
Frankford Yellowjackets	0	0
Providence	0	0
Pottsville	30	12
G.B. Packers	(W)	14
N.Y. Giants	(NY)	7
Chicago Cardinals	(W)	0
Frankford Yellowjackets	27	14
Duluth Eskimos	149	96

1931 .615		
Won 8	Lost 5	
Ralph Jones — Coach		
Cleveland Indians	Bears	Opp.
G.B. Packers	(GB)	21
N.Y. Giants	(W)	6
Chicago Cardinals	(W)	26
Frankford Yellowjackets	(W)	12
G.B. Packers	(W)	2
Pottsville	9	6
N.Y. Giants	(W)	26
Brooklyn Dodgers	0	3
Pottsville	0	3
Chicago Cardinals	(W)	18
N.Y. Giants	(W)	6
G.B. Packers	(W)	25
	145	92

1935 SEASON .600		
Won 6	Lost 4	Tied 2
George S. Halas — Coach		
S.22 Green Bay Packers	(GB)	0
S.29 Pittsburgh Pirates	(PI)	23
O.13 Philadelphia Eagles	(PH)	39
O.20 Brooklyn Dodgers	(W)	24
O.27 New York Giants	(W)	14
N.3 New York Giants	(NY)	20
N.10 Boston Redskins	(BR)	30
N.17 New York Giants	(W)	0
N.24 Detroit Lions	(W)	20
N.28 Detroit Lions	(D)	2
D.1 Chicago Cardinals	(W)	7
D.8 Chicago Cardinals	(W)	13
	192	106

1928 .636		
Won 7	Lost 5	Tied 1
George S. Halas		
Ed Sternaman — Coaches	Bears	Opp.
Chicago Cardinals	(NY)	15
G.B. Packers	(GB)	12
N.Y. Giants	(W)	13
G.B. Packers	(W)	6
Detroit Wolverines	0	6
New York Yankees	27	0
Dayton Triangles	27	0
Pottsville Maroons	13	6
Chicago Cardinals	(W)	34
Detroit Wolverines	7	14
Frankford Yellowjackets	26	6
G.B. Packers	(W)	0
Frankford Yellowjackets	0	19
	175	85

1932 .875		
Won 7	Lost 1	Tied 6
Ralph Jones — Coach		
G.B. Packers	(GB)	0
Staten Island Stapletons	(W)	0
Chicago Cardinals	(W)	0
G.B. Packers	(W)	0
Brooklyn Dodgers	(W)	13
Staten Island Stapletons	(NY)	27
Boston Redskins	7	7
N.Y. Giants	(NY)	28
Pottsville Spartans	13	13
Brooklyn Dodgers	20	0
Chicago Cardinals	(W)	34
Pottsville Spartans	7	7
N.Y. Giants	(W)	6
G.B. Packers	(W)	9
	164	44
NFL CHAMPIONSHIP		
Pottsville Spartans	9	0
Played on 80 yard field in Chicago Stadium		

1936 SEASON .750		
Won 9	Lost 3	
George S. Halas — Coach		
S.20 Green Bay Packers	(GB)	30
S.27 Philadelphia Eagles	(PH)	17
O.4 Pittsburgh Pirates	(PI)	27
O.11 Chicago Cardinals	(W)	7
O.18 Pittsburgh Pirates	(W)	26
O.25 Detroit Lions	(W)	12
N.1 Green Bay Packers	(W)	10
N.8 New York Giants	(NY)	25
N.15 Boston Redskins	(BR)	26
N.22 Philadelphia Eagles	(PH)	28
N.26 Detroit Lions	(D)	7
N.29 Chicago Cardinals	(W)	7
	272	94

1929 .308		
Won 4	Lost 9	Tied 2
George S. Halas		
Ed Sternaman — Coaches	Bears	Opp.
Minneapolis Redjackets	19	6
G.B. Packers	(GB)	0
Minneapolis Redjackets	7	6
Buffalo Bisons	16	0
Chicago Cardinals	(W)	0
Minneapolis Redjackets	27	0
N.Y. Giants	(W)	14
G.B. Packers	(W)	0
Frankford Yellowjackets	14	20
N.Y. Giants	(NY)	0
Buffalo Bisons	7	19
Chicago Cardinals	(CM)	6
Frankford Yellowjackets	0	0
G.B. Packers	(W)	0
N.Y. Giants	(W)	9
	119	227

1933 SEASON .833		
Won 10	Lost 2	Tied 1
George S. Halas — Coach		
S.24 Green Bay Packers	(GB)	14
O.1 Boston Redskins	(W)	7
O.8 Brooklyn Dodgers	(BR)	10
O.15 Chicago Cardinals	(W)	12
O.22 Green Bay Packers	(W)	10
O.29 New York Giants	(NY)	14
N.5 Boston Redskins	(BR)	0
N.12 Philadelphia Eagles	(PH)	3
N.19 New York Giants	(NY)	0
N.26 Pottsville Spartans	(W)	11
O.30 Chicago Cardinals	(W)	22
O.3 Portsmouth Spartans	(PO)	17
D.10 Green Bay Packers	(W)	7
	133	82
NFL CHAMPIONSHIP		
D.17 New York Giants	(W)	23
	21	28

1937 SEASON .900		
Won 9	Lost 1	Tied 1
George S. Halas — Coach		
S.10 Green Bay Packers	(GB)	14
O.4 Pittsburgh Steelers	(PI)	7
O.10 Cleveland Rams	(CL)	20
O.17 Chicago Cardinals	(W)	16
O.24 Detroit Lions	(W)	29
O.31 New York Giants	(NY)	3
N.7 Green Bay Packers	(GB)	14
N.14 Brooklyn Dodgers	(W)	29
N.25 Detroit Lions	(D)	13
N.28 Cleveland Rams	(W)	15
D.5 Chicago Cardinals	(W)	42
	201	100
NFL CHAMPIONSHIP		
D.22 Washington Redskins	(W)	21
	28	

1962 SEASON

Won 9 Lost 5 .643

1966 SEASON .417

1970 SEASON .428

George S. Matis — Coach	Wins	Losses	Opp
S 16 San Francisco Giants	(54)	20	74
S 20 Los Angeles Angels	(68)	16	84
S 22 Los Angeles Angels	(68)	16	84
O 7 Minnesota Vikings	(80)	13	93
O 14 San Francisco Giants	(80)	27	107
O 28 Baltimore Colts	(80)	35	115
O 28 Detroit Lions	(80)	3	83
N 4 Green Bay Packers	(80)	7	87
N 11 Minnesota Vikings	(80)	31	111
N 15 Dallas Cowboys	(80)	34	114
N 26 Detroit Lions	(80)	57	137
D 2 New York Giants	(80)	24	104
D 16 Los Angeles Angels	(80)	30	110
D 16 Detroit Lions	(80)	3	83

George S. Matis — Coach	Wins	Losses	Opp
S 14 Detroit Lions	(40)	3	43
S 16 Los Angeles Angels	(40)	17	57
S 25 Baltimore Colts	(40)	13	53
S 25 Washington Redskins	(40)	13	53
O 14 Minnesota Vikings	(40)	27	67
O 16 Green Bay Packers	(40)	17	57
O 17 San Francisco Giants	(40)	17	57
O 17 San Francisco Giants	(40)	10	50
N 4 Green Bay Packers	(40)	30	70
N 10 Green Bay Packers	(40)	6	46
N 27 Los Angeles Angels	(40)	23	63
D 14 Baltimore Colts	(40)	14	54
D 14 San Francisco Giants	(40)	14	54

Jim Dooley — Coach	Wins	Losses	Opp
S 19 New York Giants	(40)	16	56
S 19 New York Giants	(40)	16	56
S 22 Los Angeles Angels	(40)	1	41
D 12 Minnesota Vikings	(40)	1	41
O 16 San Francisco Giants	(40)	7	47
O 16 San Francisco Giants	(40)	4	43
O 17 Atlanta Falcons	(40)	4	43
O 28 Detroit Lions	(40)	13	53
N 4 San Francisco Giants	(40)	16	56
N 10 Green Bay Packers	(40)	13	53
N 22 Baltimore Colts	(40)	20	60
N 25 Baltimore Colts	(40)	13	53
N 25 Baltimore Colts	(40)	13	53
O 16 Green Bay Packers	(40)	35	75
O 20 Washington Redskins	(40)	24	64

1963 SEASON

Won 11 Lost 1 .917

1967 SEASON .538

1971 SEASON .428

George S. Matis — Coach	Wins	Losses	Opp
S 15 Green Bay Packers	(68)	10	78
S 22 Green Bay Packers	(68)	26	94
S 22 Detroit Lions	(68)	10	78
O 6 Baltimore Colts	(68)	10	78
O 13 Los Angeles Angels	(68)	52	114
O 20 San Francisco Giants	(68)	14	82
O 20 San Francisco Giants	(68)	14	82
N 4 Baltimore Colts	(68)	1	69
N 10 Los Angeles Angels	(68)	6	74
N 12 Los Angeles Angels	(68)	26	86
N 23 Pittsburgh Steelers	(68)	17	77
D 10 Washington Redskins	(68)	10	78
D 15 Detroit Lions	(68)	24	84

George S. Matis — Coach	Wins	Losses	Opp
S 21 Pittsburgh Steelers	(68)	13	81
S 21 Green Bay Packers	(68)	10	78
O 17 Minnesota Vikings	(68)	17	77
O 17 Baltimore Colts	(68)	14	82
O 22 Cleveland Browns	(68)	10	78
N 5 Detroit Lions	(68)	17	77
N 5 New York Giants	(68)	16	76
N 10 San Francisco Giants	(68)	31	91
N 16 San Francisco Giants	(68)	29	89
D 10 Minnesota Vikings	(68)	10	78
D 17 Atlanta Falcons	(68)	23	83

Jim Dooley — Coach	Wins	Losses	Opp
S 19 Pittsburgh Steelers	(40)	17	57
S 26 Minnesota Vikings	(40)	20	60
O 10 Los Angeles Angels	(40)	13	53
O 10 San Francisco Giants	(40)	10	50
O 24 Detroit Lions	(40)	28	68
O 31 Dallas Cowboys	(40)	23	63
N 7 Green Bay Packers	(40)	14	54
N 14 Washington Redskins	(40)	16	56
N 21 Detroit Lions	(40)	3	43
N 29 Dallas Cowboys	(40)	3	43
O 12 Green Bay Packers	(40)	3	43
D 19 Minnesota Vikings	(40)	10	50

1964 SEASON

Won 5 Lost 9 .357

1968 SEASON .500

1972 SEASON .307

George S. Matis — Coach	Wins	Losses	Opp
S 13 Green Bay Packers	(68)	17	85
S 20 Minnesota Vikings	(68)	34	102
S 27 Baltimore Colts	(68)	0	57
O 1 Los Angeles Angels	(68)	21	81
O 1 Los Angeles Angels	(68)	38	118
O 16 Detroit Lions	(68)	0	57
N 8 Dallas Cowboys	(68)	10	78
N 8 Baltimore Colts	(68)	24	84
N 13 Los Angeles Angels	(68)	34	102
N 22 San Francisco Giants	(68)	23	83
N 26 Detroit Lions	(68)	27	87
O 15 Green Bay Packers	(68)	3	47
D 13 Minnesota Vikings	(68)	14	82

Jim Dooley — Coach	Wins	Losses	Opp
S 15 Washington Redskins	(40)	28	68
S 22 Detroit Lions	(40)	10	50
S 22 Baltimore Colts	(40)	27	67
O 17 Baltimore Colts	(40)	2	28
O 20 San Francisco Giants	(40)	29	69
O 22 Pittsburgh Steelers	(40)	26	66
N 7 Detroit Lions	(40)	13	53
N 7 Green Bay Packers	(40)	21	61
N 10 San Francisco Giants	(40)	24	64
N 17 Atlanta Falcons	(40)	13	53
N 22 Dallas Cowboys	(40)	3	34
D 17 Washington Redskins	(40)	23	63
D 15 Los Angeles Angels	(40)	17	57
D 15 Green Bay Packers	(40)	14	54

Alie Gilman — Coach	Wins	Losses	Opp
S 17 Atlanta Falcons	(40)	15	55
S 17 Los Angeles Angels	(40)	15	55
O 6 Detroit Lions	(40)	21	61
O 6 Detroit Lions	(40)	21	61
O 15 Cleveland Browns	(40)	17	57
O 23 Minnesota Vikings	(40)	13	53
O 28 St. Louis Cardinals	(40)	27	67
N 5 Detroit Lions	(40)	0	34
N 12 Green Bay Packers	(40)	17	57
N 19 San Francisco Giants	(40)	21	61
N 26 Cincinnati Bengals	(40)	3	33
D 3 Minnesota Vikings	(40)	10	50
D 10 Washington Redskins	(40)	21	61
D 17 Oakland Raiders	(40)	27	67

1965 SEASON

Won 9 Lost 5 .643

1969 SEASON .071

1973 SEASON .214

George S. Matis — Coach	Wins	Losses	Opp
S 19 San Francisco Giants	(54)	24	78
S 23 Los Angeles Angels	(68)	20	88
S 23 Los Angeles Angels	(68)	23	91
O 1 Green Bay Packers	(68)	31	99
O 17 Washington Redskins	(68)	45	113
O 24 Detroit Lions	(68)	38	106
O 31 Green Bay Packers	(68)	31	99
N 1 Baltimore Colts	(68)	21	89
N 14 St. Louis Cardinals	(68)	34	102
N 21 Detroit Lions	(68)	13	73
N 28 New York Giants	(68)	35	103
D 5 Baltimore Colts	(68)	17	77
D 12 San Francisco Giants	(68)	6	74
D 19 Minnesota Vikings	(68)	16	76

Jim Dooley — Coach	Wins	Losses	Opp
S 19 Green Bay Packers	(40)	0	40
S 24 St. Louis Cardinals	(40)	24	64
S 25 New York Giants	(40)	7	47
O 17 Washington Redskins	(40)	1	41
O 19 Detroit Lions	(40)	7	47
O 20 San Francisco Giants	(40)	1	41
N 4 Pittsburgh Steelers	(40)	14	54
N 4 Pittsburgh Steelers	(40)	14	54
N 16 Baltimore Colts	(40)	21	61
N 21 Baltimore Colts	(40)	21	61
N 22 Cleveland Browns	(40)	24	64
N 26 San Francisco Giants	(40)	21	61
D 14 Green Bay Packers	(40)	3	43
D 21 Detroit Lions	(40)	210	339

Alie Gilman — Coach	Wins	Losses	Opp
S 16 Dallas Cowboys	(40)	15	55
S 23 Washington Redskins	(40)	13	53
S 23 Detroit Lions	(40)	13	53
S 26 Los Angeles Angels	(40)	6	46
O 21 Atlanta Falcons	(40)	14	54
O 21 Atlanta Falcons	(40)	14	54
O 28 Houston Oilers	(40)	15	55
N 4 Green Bay Packers	(40)	35	75
N 12 Dallas Cowboys	(40)	7	47
N 12 Dallas Cowboys	(40)	7	47
N 15 Detroit Lions	(40)	13	53
N 23 Minnesota Vikings	(40)	13	53
N 26 Los Angeles Angels	(40)	0	26
O 3 Detroit Lions	(40)	7	47
O 16 Green Bay Packers	(40)	15	55

1974 PRE-SEASON .167

Won 1		Lost 5		Bears		Opp.	
Abe Gubren — Coach							
A 3 St. Louis Cardinals	(CN)	7	10				
A 12 Pittsburgh Steelers	(PI)	21	50				
A 17 Green Bay Packers	(GB)	10	20				
A 26 Baltimore Colts	(BL)	20	16				
A 31 Houston Oilers	(H)	20	37				
S 9 Miami Dolphins	(S)	7	30				
		85	163				

1974 SEASON .286

Won 4		Lost 10		Bears		Opp.	
Abe Gubren — Coach							
S 15 Detroit Lions	(S)	17	9				
S 22 New York Jets	(S)	21	23				
S 23 Minnesota Vikings	(M)	7	11				
D 16 New Orleans Saints	(N)	24	10				
D 17 Atlanta Falcons	(A)	10	12				
D 21 Green Bay Packers	(GB)	10	9				
D 27 Buffalo Bills	(B)	6	16				
N 9 Minnesota Vikings	(M)	0	17				
N 10 Green Bay Packers	(GB)	3	20				
N 17 San Francisco 49ers	(S)	0	31				
N 24 Detroit Lions	(D)	17	13				
O 1 New York Giants	(N)	16	13				
O 8 San Diego Chargers	(SD)	21	26				
D 15 Washington Redskins	(WA)	0	42				
		152	273				

1975 PRE-SEASON .333

Won 2		Lost 4		Bears		Opp.	
Jack Pardee — Coach							
A 9 San Diego Chargers	(SD)	22	0				
A 16 Green Bay Packers	(GB)	9	13				
A 23 St. Louis Cardinals	(CN)	14	13				
S 30 Denver Broncos	(DN)	0	13				
S 16 Miami Dolphins	(MI)	10	21				
S 13 Houston Oilers	(H)	13	24				
		68	84				

1975 SEASON .286

Won 4		Lost 10		Bears		Opp.	
Jack Pardee — Coach							
S 21 Baltimore Colts	(B)	5	15				
S 28 Philadelphia Eagles	(P)	15	43				
D 16 Minnesota Vikings	(M)	4	24				
D 12 Detroit Lions	(D)	7	27				
D 19 Pittsburgh Steelers	(PI)	4	34				
D 27 Minnesota Vikings	(M)	9	13				
N 2 Miami Dolphins	(MI)	13	46				
N 9 Green Bay Packers	(GB)	27	14				
N 16 San Francisco 49ers	(S)	3	31				
N 23 Los Angeles Rams	(LA)	1	36				
N 30 Green Bay Packers	(GB)	7	29				
D 17 Detroit Lions	(D)	25	21				
D 14 St. Louis Cardinals	(CN)	20	34				
D 21 New Orleans Saints	(N)	12	17				
		141	374				

1976 PRESEASON .833

Won 5		Lost 1		Bears		Opp.	
Jack Pardee — Coach							
J 31 Denver Broncos	(DN)	15	14				
A 7 Seattle Seahawks	(SP)	27	16				
A 14 Baltimore Colts	(BI)	25	14				
A 21 St. Louis Cardinals	(CN)	14	20				
A 28 Tampa Bay Buccaneers	(TB)	10	7				
S 3 Washington Redskins	(WA)	9	7				
		100	78				

1976 SEASON .500

Won 7		Lost 7		Bears		Opp.	
Jack Pardee — Coach							
S 12 Detroit Lions	(S)	10	3				
S 19 San Francisco 49ers	(SF)	19	12				
S 26 Atlanta Falcons	(A)	0	10				
D 3 Washington Redskins	(W)	33	7				
D 10 Minnesota Vikings	(M)	19	20				
D 17 Los Angeles Rams	(LA)	12	20				
D 24 Dallas Cowboys	(DA)	21	31				
O 31 Minnesota Vikings	(M)	14	13				
N 7 Oakland Raiders	(O)	27	26				
N 14 Green Bay Packers	(GB)	24	13				
N 21 Detroit Lions	(D)	10	14				
N 28 Green Bay Packers	(GB)	16	10				
O 6 Seattle Seahawks	(SE)	31	7				
D 12 Denver Broncos	(DN)	15	14				
		253	215				

1977 PRE-SEASON .429

Won 3		Lost 4		Bears		Opp.	
Jack Pardee — Coach							
J 30 New York Jets	(NY)	0	6				
A 6 New Orleans Saints	(N)	14	20				
A 13 Oakland Raiders	(O)	20	13				
A 20 Houston Oilers	(H)	7	14				
A 25 Cleveland Browns	(CL)	7	14				
S 2 St. Louis Cardinals	(CN)	14	23				
S 10 Cincinnati Bengals	(C)	6	24				
		95	110				

1977 SEASON .643

Won 9		Lost 5		Bears		Opp.	
Jack Pardee — Coach							
S 16 Detroit Lions	(S)	30	20				
S 23 St. Louis Cardinals	(CN)	13	16				
A 6 New Orleans Saints	(N)	24	42				
A 13 Oakland Raiders	(O)	24	23				
O 16 Minnesota Vikings	(M)	16	22				
O 23 Atlanta Falcons	(A)	10	16				
N 30 Green Bay Packers	(GB)	26	0				
N 6 Houston Oilers	(H)	0	47				
N 12 Kansas City Chiefs	(K)	29	27				
N 20 Minnesota Vikings	(M)	10	7				
N 24 Detroit Lions	(D)	31	14				
D 4 Tampa Bay Buccaneers	(TB)	10	0				
D 11 Green Bay Packers	(GB)	21	10				
D 18 New York Giants	(NY)	12	9				
		255	293				

DIVISIONAL PLAYOFFS

D 26 Dallas Cowboys	(DA)	7	37				
---------------------	------	---	----	--	--	--	--

1978 PRE-SEASON .000

Won 0		Lost 4		Bears		Opp.	
Neill Armstrong — Coach							
A 5 Oakland Raiders	(O)	13	14				
A 12 St. Louis Cardinals	(CN)	14	26				
A 19 Cincinnati Bengals	(C)	3	27				
A 24 Seattle Seahawks	(SE)	7	16				
		37	83				

1978 SEASON .438

Won 7		Lost 9		Bears		Opp.	
Neill Armstrong — Coach							
S 3 St. Louis Cardinals	(CN)	17	10				
S 10 San Francisco 49ers	(SF)	16	13				
S 17 Detroit Lions	(D)	19	0				
S 25 Minnesota Vikings	(M)	20	24				
O 1 Oakland Raiders	(O)	20	25				
O 16 Green Bay Packers	(GB)	14	24				
O 16 Denver Broncos	(DN)	7	16				
O 22 Tampa Bay Buccaneers	(TB)	15	33				

O 29 Detroit Lions	(D)	17	21				
N 3 Seattle Seahawks	(SE)	29	31				
N 12 Minnesota Vikings	(M)	14	17				
N 19 Atlanta Falcons	(A)	13	7				
N 26 Tampa Bay Buccaneers	(TB)	14	3				
O 4 San Diego Chargers	(SD)	7	40				
O 10 Green Bay Packers	(GB)	14	0				
D 16 Washington Redskins	(WA)	14	10				
		253	274				

1979 PRE-SEASON .750

Won 3		Lost 1		Bears		Opp.	
Neill Armstrong — Coach							
A 4 New York Jets	(NY)	0	27				
A 11 New Orleans Saints	(N)	13	6				
A 18 Cincinnati Bengals	(C)	17	13				
A 25 St. Louis Cardinals	(CN)	7	10				
		64	43				

1979 SEASON .625

Won 10		Lost 6		Bears		Opp.	
Neill Armstrong — Coach							
S 2 Green Bay Packers	(GB)	6	3				
S 9 Minnesota Vikings	(M)	26	7				
S 16 Dallas Cowboys	(DA)	20	24				
S 23 Miami Dolphins	(MI)	16	31				
S 30 Tampa Bay Buccaneers	(TB)	13	17				
O 7 Buffalo Bills	(B)	7	0				
O 14 New England Patriots	(NE)	7	27				
O 21 Minnesota Vikings	(M)	27	30				
O 28 San Francisco 49ers	(SF)	28	27				
N 4 Detroit Lions	(D)	35	7				
N 11 Los Angeles Rams	(LA)	27	23				
N 18 New York Jets	(NY)	23	13				
N 22 Detroit Lions	(D)	0	20				
D 2 Tampa Bay Buccaneers	(TB)	14	0				
D 9 Green Bay Packers	(GB)	15	14				
D 16 St. Louis Cardinals	(CN)	42	6				
		306	249				

DIVISIONAL PLAYOFFS

D 23 Philadelphia Eagles	(PH)	17	27				
--------------------------	------	----	----	--	--	--	--

1980 PRE-SEASON .250

Won 1		Lost 3		Bears		Opp.	
Neill Armstrong — Head Coach							
A 10 New York Jets	(NY)	21	9				
A 16 Cincinnati Bengals	(C)	3	21				
A 23 Cleveland Browns	(CL)	31	33				
A 30 St. Louis Cardinals	(CN)	13	21				
		68	84				

1980 SEASON .438

Won 7		Lost 9			
Neill Armstrong — Head Coach				Bears	Opp.
S 7	Green Bay Packers . . . (GB)	0	12		
S 14	New Orleans Saints . . . (N)	22	3		
S 21	Minnesota Vikings . . . (M)	14	34		
S 28	Pittsburgh Steelers . . . (PI)	3	38		
O 6	Tampa Bay Buccaneers . . . (TB)	23	0		
O 12	Minnesota Vikings . . . (M)	7	13		
O 19	Detroit Lions . . . (D)	24	7		
O 26	Philadelphia Eagles . . . (PH)	14	17		
N 3	Cleveland Browns . . . (CL)	21	27		
N 9	Washington Redskins . . . (W)	35	21		
N 16	Houston Oilers . . . (H)	6	10		
N 23	Atlanta Falcons . . . (A)	17	28		
D 27	Detroit Lions . . . (D)	0	23		
O 7	Green Bay Packers . . . (GB)	61	7		
O 14	Cincinnati Bengals . . . (C)	0	14		
O 20	Tampa Buccaneers . . . (TB)	14	13		
		304	264		

Bear Overtime Game History

Overall: Won 2, Lost 4

Home 0-2; Road 2-2

At Metropolitan Stadium 10/16/77

Chicago 0 6 10 0 0—16

Minnesota . . 10 3 0 3 6—22

With 1st and 10 at the Bear 11 on their first possession, and the Vikings lined up in FG formation, Paul Krause pitched a TD pass to TE Stu Voight just 2:36 into overtime.

After winning the OT coin toss and receiving, Chicago was forced to punt after 3 downs—the key play a 2nd and 3 sack on Bob Avellini by Viking Alan Page.

Minnesota's TD drive covered 80 yards on 10 plays with QB Fran Tarkenton 3 of 4 for 46 on the march. The Vikings tied the game with 12:24 left in regulation on Fred Cox' 21-yard FG.

Chicago's 41-yard potential winning FG by Bob Thomas with 1:55 left was blocked by Page and Matt Blair.

At Giants Stadium 12/18/77

Chicago 3 0 0 6 3—12

New York 3 0 0 6 0—9

Bob Thomas' 28-yard FG with just 9 seconds left in the OT period kicked the Bears into their first playoff since 1963.

On a field made treacherous by a mid-morning ice storm and sleeting throughout the game, Doug Plank ended the first possession of the OT with an interception. The Bears then forced 3 NY punts taking possession with 1:22 remaining. Bob Avellini passes to Greg Latta (18) and Walter Payton (14) set up Thomas' game-winner.

Chicago had missed 36- and 27-yard FG opportunities after 2 of their first three OT drives.

Joe Danelo's 27-yard FG with 41 seconds to go in regulation capped a 14-play, 72-yard drive that knotted the game at 9-9. The Bears had taken a 9-6 lead midway through the 4th quarter on FB Robin Earl's 4-yard run.

At Soldier Field 10/1/78

Oakland 3 3 3 10 6—25

Chicago 0 9 0 10 0—19

Arthur Whittington's 2-yard run, 3 plays after Neal Colzie returned an interception of a Bob Avellini pass to the Bear 3, ended Chicago's upset plans 5:19 into OT.

Led by Ken Stabler on a 55-yard 2-minute drill, the Raiders had tied the game at 19 with 5 seconds

to play on Errol Mann's 29-yard FG. The teams traded punts after Chicago won the OT coin toss with Colzie's theft ending the second Bear possession.

Bob Thomas' 24-yard FG with 2:36 in regulation after Lenny Walterscheid's 81-yard kickoff return had given the Bears a 19-16 lead.

At Lambeau Field 9/7/80

Chicago 3 0 3 0 0—6

Green Bay . . . 0 6 0 0 6—12

Packer kicker Chester Marcol ran 25 yards with a rebound of his game-winning FG attempt, which Alan Page blocked, for the TD to upset the Bears on opening day.

After winning the OT toss and taking the ball, the Bears were flagged with four penalties before punting. On the first GB OT play, Lynn Dickey hit James Lofton with a 32-yard strike to the Bear 18.

Marcol came in on a 4th and 3 situation at the Bear 17.

At the Silverdome 11/27/80

Chicago 0 3 0 14 6—23

Detroit 3 7 7 0 0—17

Dave Williams ended the NFL's shortest OT game returning the opening kickoff 95 yards in 21 seconds crowning a Bear rally from a 17-3 hole.

Chicago scored 10 of its points with no time on the scoreboard clocks: Bob Thomas' 24-yard FG to end the 1st half and Vince Evans' 4-yard run and the PAT to knot the game on the final play of the 4th quarter.

The Bears' 2 4th quarter TDs capped 86- and 94-yard drives—the last one taking 3:37.

At Soldier Field 12/14/80

Cincinnati . . . 7 7 0 0 3—17

Chicago 0 7 0 7 0—14

Cincinnati marched 62 yards in 8 plays to Jim Breech's 28-yard FG after receiving the OT kickoff.

Down 14-0 early in the 2nd quarter, the Bears scored on Alan Page's endzone fumble recovery and Roland Harper's 1-yard run (midway through the 4th quarter).

Chicago's 2-minute drill produced a 58-yard drive that got to the Cincy 18 where the Bengals' Lewis Breeden ended it with his 3rd interception of the game with 9 seconds remaining in regulation.

BEARS ON MONDAY NIGHT

At Tiger Stadium 10/5/70

Chicago	7	0	0	7	—14
Detroit	0	0	21	7	—28

A pair of Dick Gordon TD catches (20, 60) could not offset the Lions' 21 2nd quarter points. On the way to a 10-4 record, Detroit got TDs from Mel Farr (3, 20), Albie Taylor (7), and Larry Walton (13 from Bill Munson).

At Orange Bowl 11/29/71

Chicago	0	0	3	0	—3
Miami	10	10	7	7	—34

On route to the Super Bowl, the Dolphins got 2 TDs from Larry Csonka and a pair of interceptions from Jake Scott in crushing the Bears. Bob Griese kept Chicago off-balance with 12-17-218 passing.

At Soldier Field 10/23/72

Minnesota	7	0	3	0	—10
Chicago	0	10	0	3	—13

Fred Cox' potential game-winning FG with 7 seconds left was wide as the Bears won their first home Monday Night game. Dick Butkus set up the first 2 scores with a fumble recovery and interception. Chicago controlled the ball for 42 of 51 1st half plays.

At Arrowhead 11/12/73

Chicago	0	0	7	0	—7
Kansas City	3	9	7	0	—19

Jan Stenerud's 4 FGs (47, 17, 43, 42) and a 24-yard Mike Livingston to Otis Taylor strike put up the KC points but the Chiefs kept Chicago's offense bottled by sacking Bobby Douglass 6 times.

At Soldier Field 10/21/74

Green Bay	0	0	6	3	—9
Chicago	10	0	0	0	—10

Miro Roder's 23-yard FG and Gary Huff's 57-yard completion to Charley Wade accounted for all the points the Bears needed. Chicago's defense stopped the Pack twice inside the Bear 5 in the 2nd quarter. The last of Chester Marcol's 3 FGs came with 6 minutes left but Gary Lyle ended the last GB threat with an interception.

At Soldier Field 10/27/75

Minnesota	0	10	3	0	—13
Chicago	7	0	2	0	—9

With Walter Payton not yet a starter, Mike Adamle's 14-yard run put the Bears on the board first. However, the Vikings went 97 yards in just 5 plays to go ahead with 2 minutes left in the half. Fran Tarkenton's 45-yard strike to Jim Lash was the game winner. Other scoring: Mike Hartenstein a 22-yard sack for a safety, and 52- and 46-yard Fred Cox FGs.

At Soldier Field 10/10/77

Los Angeles	13	3	0	7	—23
Chicago	7	7	0	10	—24

In his last game, the Bears intercepted 4 Joe Namath passes before Pat Haden threw a 26-yard TD pass to Dwight Scales with 27 seconds left. A pair of Bob Avellini bombs (70 & 72) to James Scott kept Chicago close until Bob Thomas' 33-yard FG put the Bears ahead. Avellini's 29-yard TD strike to Greg Latta with 6 left was the game winner.

At Soldier Field 9/25/78

Minnesota	14	0	7	3	—24
Chicago	7	3	3	7	—20

Matt Blair's 49-yard TD run with a Bear fumble gave the Vikes a 14-0 lead. Chicago cut the margin to 1 but Chuck Foreman's 1-yard run and Rick Danmeier's 29-yard FG iced it for Minnesota. Walter Payton's second TD of the game came with 13 seconds left.

At Mile High Stadium 10/16/78

Chicago	0	0	7	0	—7
Denver	3	0	0	13	—16

After Steve Foley stopped a Bear drive with an endzone interception, his run from FG formation set up the 1st Denver TD—Jon Keyworth's 4-yard game winner. Chicago was penalized 16 times for 147 yards. Roland Harper's 33-yard run with a Bob Avellini screen was NFL Films material.

At San Diego Stadium 12/4/78

Chicago	0	0	7	0	—7
San Diego	17	6	10	7	—40

San Diego held the Bears to 7 first downs and 112 yards offense. It was 17-0 before Chicago had run its 4th play. Dan Fouts did most of the 481-yard damage hitting 16-24-269-2 TDs. CB Virgil Livers put Chicago on the board with a 60-yard interception.

At Soldier Field 10/6/80

Tampa Bay	0	0	0	0	—0
Chicago	0	3	10	10	—23

The Bears dumped Tampa quarterbacks 5 times and held the Bucs to 147 yards as Mike Phipps scored on a pair of short runs and Bob Thomas converted 3 of 4 FG tries. As Walter Payton was running for 133 yards, Alan Page was awesome—1 intercept, 1 fumble recovery, 1 sack, 1 blocked FG, 2 passes broken up.

At Cleveland Stadium 11/3/80

Chicago	0	0	7	14	—21
Cleveland	3	7	3	14	—27

The Bears cut Cleveland's lead to 6 points 3 times but Mike Pruitt's 56-yard TD romp with 3:55 left was too much to overcome.

PLAYOFF HISTORY

1979 WILDCARD PLAYOFF

BEARS 17 EAGLES 27

At Veterans Stadium, Philadelphia, 12/23/79; Tix Dis. 70,756; Att. 69,397

BEARS 7 10 0 0 —17
EAGLES 7 3 7 10 —27
EAGLES — Harold Carmichael 17 pass from Ron Jaworski (Tony Franklin kick); 4:03 elapsed, 5 plays/26 yards. BEARS — Walter Payton 2 run (Bob Thomas kick); 14:16 elapsed, 11 plays 82 yards. EAGLES — Franklin 29 FG; 5:23 elapsed, 12 plays/59 yards. BEARS — Payton 1 run (Thomas kick); 12:56 elapsed, 5 plays/47 yards. BEARS — Thomas 30 FG; 14:09 elapsed, 4 plays/3 yards. EAGLES — Carmichael 29 pass from Jaworski (Franklin kick); 8:08 elapsed, 6 plays/67 yards. EAGLES — Billy Campfield 63 pass from Jaworski (Franklin kick); 2:36 elapsed, 6 plays/80 yards. EAGLES — Franklin 34 FG; 9:20 elapsed, 6 plays/15 yards.

Ahead 17-10 at halftime, the Bears let a pair of 3rd quarter TD opportunities slip away and with them the chance to stay in the Super Bowl tournament.

On Chicago's 1st 2nd half play, Walter Payton swept down the sidelines for an apparent 84-yard gain but the play was called back on an illegal motion call. Later in the quarter with the ball on the Eagle 9, Bobby Howard intercepted a Mike Phipps' pass in the end zone.

TEAM STATISTICS

	EAGLES	BEARS
First Downs	18	15
Total Net Yards	315	241
Rushes/Net Yards	37-139	29-99
Net Passing	176	142
Pass Attempts/Completions	23-12	30-13
Had Intercepted	1	2
Punts/Average	4-40.5	6-39.8
Return Yardage	132	149
Penalties/Yards	4-46	4-35
Possession Time	31:23	28:37

RUSHING

BEARS — Dave Williams 10-23; Payton 16-67; Willie McClendon 2-6; Mike Phipps 1-3.
EAGLES — Montgomery 26-87; Leroy Harris 8-33; Jaworski 3-19.

PASSING

BEARS — Phipps 13 of 30 for 142, 0 TD, 2 int.
EAGLES — Jaworski 12 of 23 for 204, 3 TD, 1 int.

RECEIVING

BEARS — Williams 2-4; Brian Baschnagel 3-38;

Payton 3-52; Greg Latta 2-6; Rickey Watts 3-42.

EAGLES — Carmichael 6-111; Campfield 2-70; Charles Smith 1-8; Harris 1-15; Montgomery 2-0.

INTERCEPTIONS

BEARS — Allan Ellis 1-25.

EAGLES — Bobby Howard 1-0; Herman Edwards 1-5.

SACKS

BEARS — Dan Hampton 2-18; Mike Hartenstine 1-10.

EAGLES — John Bunting ½-0; Charbe Johnson ½-0.

1977 DIVISIONAL PLAYOFF BEARS 7 COWBOYS 37

At Texas Stadium, Dallas, 12/26/77; Att. 64,758

CHICAGO 0 0 0 7 —7
DALLAS 7 10 17 3 —37

COWBOYS — Doug Dennison, 2 run (Efren Herrera kick). COWBOYS — Billy Joe DuPree, 28 pass from Roger Staubach (Herrera Kick). COWBOYS — Herrera, 21 FG. COWBOYS — Tony Dorsett, 23 run (Herrera kick). COWBOYS — Herrera, 31 FG. COWBOYS — Dorsett, 7 run (Herrera kick). COWBOYS — Herrera, 27 FG. BEARS — Steve Schubert, 34 pass from Bob Avellini (Bob Thomas kick).

Marching toward an eventual championship, Dallas coaxed 7 turnovers from the Bears, (one less than they got from Denver in the Super Bowl) to set up 20 Cowboy points.

Bob Avellini's 34-yard strike to Steve Schubert with 7:05 to play averted a Bear shutout.

At halftime, Dallas owned 279-93 and 16-4 advantages in yardage and first downs.

TEAM STATISTICS

	COWBOYS	BEARS
First Downs	20	15
Total Net Yards	365	224
Rushes/Net Yards	48-233	27-81
Net Passing	132	143
Pass Attempts/Completions	14-8	25-15
Had Intercepted	1	4
Punts/Average	3-37.0	6-43.4
Return Yardage	158	177
Penalties/Yards	3-35	4-43
Fumbles/Lost	2-2	3-3
Possession Time	33:21	26:39

RUSHING

BEARS — Walter Payton 19-60; Roland Harper 5-11; Robin Earl 2-6; Bob Avellini 1-4.

COWBOYS — Tony Dorsett 17-85; Robert Newhouse 16-80; Doug Dennison 8-40; Roger Staubach 4-25; Larry Brinson 3-3.

PASSING

BEARS — Avellini 15 of 25 for 177, 1 TD, 4 int.
COWBOYS — Staubach 8 of 13 for 134, 1 TD, 1 int.; Danny White 0 of 1 for 0, 0 TD, 1 int.

RECEIVING

BEARS — Steve Schubert 5-69; Payton 3-33; James Scott 3-29; Greg Latta 2-25; Earl 1-15; Harper 1-6.
COWBOYS — Drew Pearson 2-38; Dorsett 2-37; DuPree 1-28; Newhouse 1-13; Golden Richards 1-12; Brinson 1-6.

INTERCEPTIONS

BEARS — Virgil Livers 1-8.
COWBOYS — Charlie Waters 3-53; DD Lewis 1-23.

SACKS

BEARS — Jerry Meyers 1-2; Doug Buffone 1-0.
COWBOYS — Thomas Henderson 1-13; Ed Jones 1-11; Harvey Martin 1-10.

1963 NFL CHAMPIONSHIP

BEARS 14 GIANTS 10

At Wrigley Field, Chicago, 12/29/63; Att. 45,801
CHICAGO 7 0 7 0 —14
GIANTS 7 3 0 0 —10
GIANTS — Frank Gifford, 14 pass from Y. A. Tittle (Don Chandler kick). **BEARS** — Bill Wade, 2 run (Bob Jencks kick). **GIANTS** — Chandler, 13 FG. **BEARS** — Wade, 1 run (Jencks kick).

The temperature was 11 but the Bear defense was hot intercepting 5 passes, 2 setting up TDs. QB Y. A. Tittle played the second half with a strained knee incurred on a tackle by Bear LB Larry Morris.

The Bears scored their 1st TD after a Morris interception return to New York's 5. The 2nd TD followed an interception of another screen pass, this by DE Ed O'Bradovich, who returned the ball to the Giant 14.

TEAM STATISTICS

	Giants	Bears
First Downs	17	14
Total Net Yards	268	222
Rushes/Net Yards	38-128	31-93
Net Passing	140	129
Pass Attempts/Completions	30-11	28-10

RUSHING

BEARS — Ron Bull 13-42; Bill Wade 8-34; Willie Galimore 7-12; Joe Marconi 3-5.
GIANTS — Joe Morrison 18-61; Phil King 9-39; Hugh McElhenny 7-19; Alex Webster 3-7; Tittle 1-2.

PASSING

BEARS — Wade 10 of 28 for 138, 0 TD, 0 int.
GIANTS — Tittle 11 of 29 for 147, 1 TD, 5 int.; Glynn Griffing 0 of 1 for 0, 0 TD, 0 int.

RECEIVING

BEARS — Marconi 3-64; Mike Ditka 3-38; Johnny Morris 2-19; Angelo Coia 1-22; Bull 1-5.
GIANTS — Frank Gifford 3-45; Morrison 3-18; Aaron Thomas 2-46; McElhenny 2-20; Webster 1-18.

INTERCEPTIONS

BEARS — Larry Morris 1-61; Ed O'Bradovich 1-10; Bennie McCrae 1-0; Richie Petitbon 1-0; Dave Whitsell 1-0.
GIANTS — None

1956 NFL CHAMPIONSHIP

BEARS 7 GIANTS 47

At Yankee Stadium, New York, 12/30/56; Att. 56,836
CHICAGO 0 7 0 0 —7
GIANTS 13 21 6 7 —47
GIANTS — Mel Triplett, 17 run (Ben Agajanian kick). **GIANTS** — Agajanian, 17 FG. **GIANTS** — Agajanian, 43 FG. **GIANTS** — Alex Webster, 3 run (Agajanian kick). **BEARS** — Rick Casares, 9 run (George Blanda kick). **GIANTS** — Webster, 1 run (Agajanian kick). **GIANTS** — Henry Moore, fell on ball in end zone after Ray Beck blocked Ed Brown's punt (Agajanian kick). **GIANTS** — Kyle Rote, 9 pass from Charlie Conerly (kick failed). **GIANTS** — Frank Gifford, 14 pass from Conerly (Agajanian kick).

Gene Filipski returned George Blanda's opening kickoff 53 yards to signal the rout.

It was 13-0 at the end of the 1st quarter, when Charlie Conerly replaced Don Heinrich at quarterback for New York. Conerly completed 7 of 10 passes for 195 yards. Frank Gifford caught 4 for 131 and Alex Webster 5 for 76.

The Giants held Chicago to 67 rushing yards and outgained the Bears 348-280.

1950 CONFERENCE CHAMPIONSHIP

BEARS 14 RAMS 24

At Los Angeles Coliseum, 12/17/50; Att. 83,501
CHICAGO 0 7 0 7 —14
RAMS 3 14 7 0 —24
RAMS — Bob Waterfield, 43 FG. **BEARS** — Al Campana, 23 run (Johnny Lujack kick). **RAMS** — Tom Fears, 43 pass from Waterfield (Waterfield kick). **RAMS** — Fears, 68 pass from Waterfield (Waterfield kick). **RAMS** — Fears, 27 pass from Waterfield (Waterfield kick). **BEARS** — Fred Morrison, 4 run (Lujack kick).

Rams' quarterback Bob Waterfield, unable to practice all week because of flu, came off the bench late in the 1st quarter to throw 3 TD passes to Tom Fears on an 84-degree afternoon.

Waterfield completed 14 of 21 passes for 280 yards and Fears caught 7 for 198.

The Bears led the Rams 229-74 in rushing and 422-371 in total yardage.

1946 NFL CHAMPIONSHIP

BEARS 24 GIANTS 14

At Polo Grounds, New York, 12/15/46; 58,346

CHICAGO 14 0 0 10 — 24

GIANTS 7 0 7 0 — 14

BEARS — Ken Kavanaugh, 21 pass from Sid Luckman (Frank Maznicki kick). BEARS — Dante

Magnani, 19 interception return (Maznicki kick).

GIANTS — Frank Liebel, 38 pass from Frank

Filchcock (Ken Strong kick). GIANTS — Steve

Filipowicz, 5 pass from Filchcock (Strong kick).

BEARS — Luckman, 19 run (Maznicki kick). BEARS

— Maznicki, 26 FG.

With the score tied 14-14, the Bears won it on Sid Luckman's bootleg early in the fourth quarter. Scoring his only touchdown of 1946, Luckman shook off a tackler at the 10 and got blocks from C Bulldog Turner and G Ray Bray.

1943 NFL CHAMPIONSHIP

BEARS 41 REDSKINS 21

At Wrigley Field, Chicago, 12/26/43; Att. 34,320

CHICAGO 0 14 13 14 — 41

REDSKINS 0 7 7 7 — 21

REDSKINS — Andy Farkas, 1 run (Bob Masterson

kick). BEARS — Bronko Nagurski, 3 run (Bob

Snyder kick). BEARS — Harry Clark, 31 pass from

Sid Luckman (Snyder kick). BEARS — Dante

Magnani, 36 pass from Luckman (Snyder kick).

BEARS — Magnani, 66 pass from Luckman (kick

failed). REDSKINS — Farkas, 17 pass from Sammy

Baugh (Masterson kick). BEARS — Jim Benton, 26

pass from Luckman (Snyder kick). BEARS — Clark,

16 pass from Luckman (Snyder kick). REDSKINS —

Joe Aguirre, 25 pass from Baugh (Aguirre kick).

Idle for 29 days after clinching the NFL West, the

Bears went 67 and 55 yards for touchdowns after

the Washington score to take a 14-7 lead.

1942 NFL CHAMPIONSHIP

BEARS 6 REDSKINS 14

At Griffith Stadium, Washington, 12/13/42;

Att. 36,006

CHICAGO 0 6 0 0 — 6

REDSKINS 0 7 7 0 — 14

BEARS — Lee Artoe, 50 fumble return (kick failed). REDSKINS — Wilbur Moore, 38 pass from Sammy Baugh (Bob Masterson kick). REDSKINS — Andy Farkas, 1 run (Masterson kick).

Chicago took a 6-0 lead when Lee Artoe, a 230-pound tackle, ran 50 yards for a TD with a George Wilson forced fumble by Dick Todd. The Redskins countered with a 42-yard game-winning march.

Sammy Baugh made one of the game's biggest defensive plays when he stopped a Bear drive with an end zone interception. The Bears marched to the Redskins' 27- and 28-yard lines in the 1st period but came up empty—a missed FG and fumble. Chicago went 79 yards to Washington's 1 in the 4th. HB Hugh Gallarneau scored on the next play, but the Bears were penalized for motion.

1941 CONFERENCE CHAMPIONSHIP

BEARS 33 PACKERS 14

At Wrigley Field, Chicago, 12/14/41; Att. 43,425

CHICAGO 6 24 0 3 — 33

PACKERS 7 0 7 0 — 14

PACKERS — Clarke Hinkle, 1 run (Don Hutson

kick). BEARS — Hugh Gallarneau, 81 punt return

(kick blocked). BEARS — Bob Snyder, 24 FG.

BEARS — Norm Standlee, 3 run (Joe Stydahar

kick). BEARS — Standlee, 2 run (Stydahar kick).

BEARS — Bob Swisher, 9 run (Stydahar kick).

PACKERS — Hal Van Every, 10 pass from Cecil

Isbell (Hutson kick). BEARS — Snyder, 26 FG.

A brilliant sun couldn't melt the snow that framed the playing area on a 16-degree day at Wrigley Field, where Hugh Gallarneau's 81-yard punt return for a TD signaled 30 unanswered points for Chicago. Gallarneau had fumbled the opening kickoff, setting up a 5-play, 18-yard drive that put the Packers ahead 7-0.

The playoff was the 1st conducted with rules allowing for sudden death overtime.

1941 NFL CHAMPIONSHIP

BEARS 37 GIANTS 9

At Wrigley Field, Chicago, 12/21/41; Att. 13,341.

CHICAGO 3 6 14 14 — 37

GIANTS 6 0 0 3 — 9

BEARS — Bob Snyder, 14 FG. GIANTS — George

Franck, 31 pass from Tuffy Leemans (kick failed).

BEARS — Snyder, 39 FG. BEARS — Snyder, 37 FG.

GIANTS — Ward Cuff, 16 FG. BEARS — Norm

Standlee, 7 run (Joe Maniaci kick). BEARS —

George McAfee, 5 run (Lee Artoe kick). BEARS —

Ken Kavanaugh, 42 fumble return (Ray McLean

kick).

Chicago ran 53 offensive plays (compared to 10 for NY) but only had a 3-point halftime lead.

The Bears 3 TD drives covered 71, 66, and 54 yards. Chicago had a 389-157 yardage advantage, held the Giants to 8 first downs and made the only 3 interceptions of the day.

1940 NFL CHAMPIONSHIP

BEARS 73 REDSKINS 0

At Griffith Stadium, 12/8/40; 36,034

CHICAGO 21 7 26 19 — 73
REDSKINS 0 0 0 0 — 0

BEARS — Bill Osmanski, 68 run (Jack Manders kick). BEARS — Sid Luckman, 1 run (Bob Snyder kick). BEARS — Joe Maniaci, 42 run (Phil Martinovich kick). BEARS — Ken Kavanaugh, 30 pass from Luckman (Snyder kick). BEARS — Hampton Pool, 15 interception return (Dick Plasman kick). BEARS — Ray Nolting, 23 run (kick failed). BEARS — George McAfee, 34 interception return (Joe Stydahar kick). BEARS — Bulldog Turner, 24 interception return (kick failed). BEARS — Harry Clark, 44 run (kick failed). BEARS — Gary Famiglietti, 2 run (Maniaci pass from Saul Sherman). BEARS — Clark, 1 run (pass failed).

On the game's 2nd play, Bill Osmanski skirted left end for 68 yards and a touchdown. The rout was on. The Bears scored 3 touchdowns in the first 12:10.

Four QB's directed Bear scoring drives: Sid Luckman, Bernie Masterson, Bob Snyder, and Saul Sherman.

Team Statistics	Redskins	Bears
First Downs	17	17
Total Net Yards	245	501
Rushes/Net Yards	14-22	50-382
Net Passing	223	119
Pass Attempts/Completions	51-20	10-7

RUSHING

BEARS — Osmanski 10-109; Clark 8-73; Nolting 13-68; Maniaci 6-60; McAfee 7-33; Ray McLean 2-22; Famiglietti 4-20; Bob Nowasky 1-6; Luckman 1-1; Manders 2-1; Sherman 1- -6; Snyder 1- -5.

REDSKINS — Frank Filchock 2-20; Bob Seymour 4-16; Ed Justice 1-1; Jim Johnston 5-0; Leroy Zimmerman 2- -15.

PASSING

BEARS — Luckman 3 of 4 for 88, 1 TD, 0 int. Snyder 3 of 3 for 31, 0 TD, 0 int. Sherman 1 of 2 for 0, 0 TD, 0 int. McAfee 0 of 1, 0 TD, 0 int.

REDSKINS — Sammy Baugh 9 of 16 for 91, 0 TD, 2 int. Filchock 8 of 23 for 101, 0 TD, 4 int. Zimmerman 3 of 12 for 34, 0 TD, 2 int.

RECEIVING

BEARS — Maniaci 3-39; Kavanaugh 2-32; Bob Swisher 1-35; Joe Mihal 1-13.

REDSKINS — Wayne Millner 5-84; Bob Masterson 3-33; Jim Johnston 3-15; Charley Malone 2-58; Bob Hoffman 2-6; Andy Farkas 1-14; Wilbur Moore 1-8; Seymour 1-7; Justice 1-3; Bob McChesney 1- -5.

INTERCEPTIONS

BEARS — Maniaci 2-26; McAfee 1-35; Turner 1-20; Pool 1-15; Nolting 1-10; McLean 1-0; Osmanski 1-0.

REDSKINS — None.

1937 NFL CHAMPIONSHIP

BEARS 21 REDSKINS 28

At Wrigley Field, Chicago, 12/12/37; Att. 15,870

CHICAGO 7 7 7 0 — 21
REDSKINS 7 0 7 14 — 28

REDSKINS — Cliff Battles, 7 run (Riley Smith kick). BEARS — Jack Manders, 10 run (Manders kick). BEARS — Manders, 37 pass from Bernie Masterson (Manders kick). REDSKINS — Wayne Millner, 55 pass from Sammy Baugh (Smith kick). BEARS — Edgar Manske, 3 pass from Masterson (Manders kick). REDSKINS — Millner, 78 pass from Baugh (Smith kick). REDSKINS — Ed Justice, 35 pass from Baugh (Smith kick).

In 15-degree temperatures and on an icy field, the Redskins scored twice in the last 9 minutes for a come-from-behind win.

Sammy Baugh's 78-yard pass to Wayne Millner came on the 1st play after a Bear punt. The game winning drive covered 80 yards in 11 plays with Baugh hitting Ed Justice for the game winning 35-yard TD.

Washington held a 441-335 yardage edge as the Bears completed only 8 of 31 passes for 207 yards.

1934 NFL CHAMPIONSHIP

BEARS 13 GIANTS 30

At the Polo Grounds, New York, 12/9/34; 35,059

CHICAGO 0 10 3 0 — 13
GIANTS 3 0 0 27 — 30

GIANTS — Ken Strong, 38 FG. BEARS — Bronko Nagurski, 1 run (Jack Manders kick). BEARS — Manders, 17 FG. BEARS — Manders, 24 FG. GIANTS — Ike Frankian, 28 pass from Ed Danowski (Strong kick). GIANTS — Strong, 42 run (Strong kick). GIANTS — Strong, 11 run (kick failed). GIANTS — Danowski, 9 run (Molenda kick).

In the "sneakers game", the Giants switched from football shoes at halftime to combat a frozen

field in the Polo Grounds.

The comeback did not begin until well into the final period when rookie singlewing tailback Ed Danowski threw a 28-yard touchdown pass to Malcolm (Ike) Frankian to make the score 13-10.

The Giants, who were not penalized in the game, out-gained Chicago 276-165.

1933 NFL CHAMPIONSHIP

BEARS 23 GIANTS 21

At Wrigley Field, Chicago, 12/17/33; Att. 26,000
CHICAGO 3 3 10 7 —23
GIANTS 0 7 7 7 —21
BEARS — Jack Manders, 16 FG. BEARS — Manders, 40 FG. GIANTS — Red Badgro, 29 pass from Harry Newman (Ken Strong kick). BEARS — Manders 28 FG. GIANTS — Max Krause, 1 run (Strong). BEARS — Bill Karr, 8 pass from Bronko Nagurski (Manders kick). GIANTS — Strong, 8 pass from Newman (Strong kick). BEARS — Karr, 19 lateral from Bill Hewitt after 14 pass from Nagurski (Carl Brumbaugh kick).

The Bears winning drive started with 3 minutes left after an 8-yard (Giants') Ken Strong punt. Chicago took over on New York's 46-yard line. Keith Molesworth passed 9 yards to Carl Brumbaugh. Bronko Nagurski, the Bears' leading rusher with 65 yards in 14 carries, gained 4 to the 33. On the next play, Nagurski threw a jump pass to Bill Hewitt.

Hewitt gained 14 yards and lateraled to Bill Karr who covered the remaining 19.

1932 NFL CHAMPIONSHIP BEARS 9 SPARTANS 0

At Chicago Stadium, 12/18/32; Att. 11,198
CHICAGO 0 0 0 9 —9
SPARTANS 0 0 0 0 —0
BEARS — Red Grange 2 pass from Bronko Nagurski (Tiny Engebretsen kick). BEARS — Portsmouth fumble rolled out of the endzone for an automatic safety.

Super Bowls played indoors are common now. But when the Bears met the Portsmouth Spartans (now Detroit Lions) indoors to settle the 1932 NFL championship . . . man bites dog.

Snow and minus 30 temperatures forced the game from Wrigley Field to Chicago Stadium—now home to the Chicago Bulls and Blackhawks—where dirt was hauled in to make an 80-yard field.

That field and its proximity to the concrete stands brought about the use of hashmarks for starting scrimmage rather than from where the ball was downed.

The game's lone TD also caused a rule change. The Spartans protested Bronko Nagurski was less than the prescribed 5 yards from the line of scrimmage when he threw the winning TD pass. The following year, a pass thrown anywhere behind the line was legal.

1981 NFL PRESEASON SCHEDULE

(All Times Local)

SATURDAY, AUGUST 1

Cleveland vs. Atlanta
Canton, Ohio 3:30 p.m.

WEDNESDAY, AUGUST 5

San Francisco at Seattle 7:30 p.m.

THURSDAY, AUGUST 6

Philadelphia at Houston 7:00 p.m.

FRIDAY, AUGUST 7

Kansas City at Washington 7:30 p.m.
New York Jets at Denver 7:30 p.m.

SATURDAY, AUGUST 8

Atlanta at Oakland 6:00 p.m.
Baltimore at New Orleans 7:00 p.m.
Cincinnati at Tampa Bay 7:00 p.m.
Detroit at Buffalo 6:00 p.m.
Green Bay at Dallas 8:00 p.m.
Miami at Minnesota 8:00 p.m.
New York Giants at Chicago 6:00 p.m.
Pittsburgh at Cleveland 7:30 p.m.
St. Louis at San Diego 6:00 p.m.

MONDAY, AUGUST 10

New England at Los Angeles 8:00 p.m.

FRIDAY, AUGUST 14

Minnesota at Washington 7:30 p.m.
St. Louis at Seattle 7:30 p.m.

SATURDAY, AUGUST 15

Baltimore at New York Giants 8:00 p.m.
Chicago at Kansas City 7:35 p.m.
Cincinnati at Detroit 7:00 p.m.
Cleveland at Buffalo 6:00 p.m.
Denver at Miami 8:00 p.m.
Houston at New Orleans 7:00 p.m.
Dallas at Los Angeles 6:00 p.m.
New England at Tampa Bay 7:00 p.m.
New York Jets at Atlanta 7:00 p.m.
Oakland vs. Green Bay at Milwaukee 7:00 p.m.
Pittsburgh at Philadelphia TBA
San Diego at San Francisco 6:00 p.m.

FRIDAY, AUGUST 21

Los Angeles at San Diego 6:00 p.m.

SATURDAY, AUGUST 22

Atlanta at Minnesota	8:00 p.m.
Buffalo at Cleveland	7:30 p.m.
Cincinnati at Chicago	6:00 p.m.
Green Bay at Denver	7:30 p.m.
Houston at Tampa Bay	7:00 p.m.
Miami at Detroit	7:00 p.m.
N.Y. Jets at N.Y. Giants	8:00 p.m.
Pittsburgh at Dallas	8:00 p.m.
St. Louis at Kansas City	7:35 p.m.
Seattle at San Francisco	6:00 p.m.
Washington at Baltimore	8:00 p.m.

SUNDAY, AUGUST 23

New Orleans vs. Philadelphia	1:00 p.m.
at Syracuse	
(Oakland-New England game TBA)	

THURSDAY, AUGUST 27

Minnesota at Los Angeles	8:00 p.m.
--------------------------	-----------

FRIDAY, AUGUST 28

Baltimore at Seattle	7:30 p.m.
Buffalo at San Diego	6:00 p.m.
Kansas City at Miami	8:00 p.m.
Tampa Bay at Atlanta	8:30 p.m.

SATURDAY, AUGUST 29

Chicago at St. Louis	6:00 p.m.
Cleveland at Green Bay	7:00 p.m.
Denver at Cincinnati	7:00 p.m.
Detroit at New Orleans	7:00 p.m.
Houston at Dallas	8:00 p.m.
New York Giants at Pittsburgh	6:00 p.m.
Philadelphia at New York Jets	8:00 p.m.
(Meadowlands)	
San Francisco at Oakland	6:00 p.m.

SUNDAY, AUGUST 30

Washington at New England	12:30 p.m.
---------------------------	------------

1981 NATIONAL FOOTBALL LEAGUE SCHEDULE

(All times local)

SATURDAY, SEPTEMBER 5

Minnesota at Tampa Bay	8:00
------------------------	------

SUNDAY, SEPTEMBER 6

Baltimore at New England	1:00
Dallas at Washington	1:00
Green Bay at Chicago	1:00
Houston at Los Angeles	1:00
Kansas City at Pittsburgh	1:00
Miami at St. Louis	12:00
New Orleans at Atlanta	1:00
New York Jets at Buffalo	4:00
Oakland at Denver	2:00
Philadelphia at New York Giants	1:00
San Francisco at Detroit	1:00
Seattle at Cincinnati	1:00

MONDAY, SEPTEMBER 7

San Diego at Cleveland	9:00
------------------------	------

THURSDAY, SEPTEMBER 10

Pittsburgh at Miami	8:30
---------------------	------

SUNDAY, SEPTEMBER 13

Atlanta at Green Bay	12:00
Buffalo at Baltimore	2:00
Chicago at San Francisco	1:00
Cincinnati at New York Jets	4:00
Denver at Seattle	1:00
Detroit at San Diego	1:00
Houston at Cleveland	1:00
Los Angeles at New Orleans	12:00
New England at Philadelphia	4:00

New York Giants at Washington	1:00
St. Louis at Dallas	3:00
Tampa Bay at Kansas City	12:00

MONDAY, SEPTEMBER 14

Oakland at Minnesota	8:00
----------------------	------

THURSDAY, SEPTEMBER 17

Philadelphia at Buffalo	8:30
-------------------------	------

SUNDAY, SEPTEMBER 20

Baltimore at Denver	2:00
Cleveland at Cincinnati	1:00
Detroit at Minnesota	12:00
Green Bay at Los Angeles	1:00
Miami at Houston	12:00
New Orleans at New York Giants	4:00
New York Jets at Pittsburgh	1:00
San Diego at Kansas City	1:00
San Francisco at Atlanta	1:00
Seattle at Oakland	1:00
Tampa Bay at Chicago	1:00
Washington at St. Louis	12:00

MONDAY, SEPTEMBER 21

Dallas at New England	9:00
-----------------------	------

SUNDAY, SEPTEMBER 27

Atlanta at Cleveland	1:00
Buffalo at Cincinnati	1:00
Houston at New York Jets	1:00
Kansas City at Seattle	1:00
Miami at Baltimore	2:00
Minnesota vs. Green Bay at Milw.	1:00

New England at Pittsburgh	1:00
New Orleans at San Francisco	1:00
New York Giants at Dallas	3:00
Oakland at Detroit	1:00
St. Louis at Tampa Bay	4:00
San Diego at Denver	2:00
Washington at Philadelphia	1:00

MONDAY, SEPTEMBER 28

Los Angeles at Chicago	8:00
------------------------------	------

SUNDAY, OCTOBER 4

Baltimore at Buffalo	1:00
Chicago at Minnesota	12:00
Cincinnati at Houston	1:00
Cleveland at Los Angeles	1:00
Dallas at St. Louis	12:00
Denver at Oakland	1:00
Detroit at Tampa Bay	4:00
Green Bay at New York Giants	1:00
Kansas City at New England	1:00
New York Jets at Miami	4:00
Pittsburgh at New Orleans	1:00
San Francisco at Washington	1:00
Seattle at San Diego	1:00

MONDAY, OCTOBER 5

Atlanta at Philadelphia	9:00
-------------------------------	------

SUNDAY, OCTOBER 11

Cincinnati at Baltimore	2:00
Cleveland at Pittsburgh	1:00
Dallas at San Francisco	1:00
Detroit at Denver	2:00
Los Angeles at Atlanta	1:00
Minnesota at San Diego	1:00
New England at New York Jets	1:00
Oakland at Kansas City	1:00
Philadelphia at New Orleans	12:00
St. Louis at New York Giants	4:00
Seattle at Houston	1:00
Tampa Bay at Green Bay	1:00
Washington at Chicago	1:00

MONDAY, OCTOBER 12

Miami at Buffalo	9:00
------------------------	------

SUNDAY, OCTOBER 18

Buffalo at New York Jets	1:00
Denver at Kansas City	3:00
Houston at New England	1:00
Los Angeles at Dallas	8:00
New Orleans at Cleveland	1:00
New York Giants at Seattle	1:00
Philadelphia at Minnesota	12:00
Pittsburgh at Cincinnati	1:00
St. Louis at Atlanta	1:00

San Diego at Baltimore	2:00
San Francisco vs. Green Bay at Milw.	12:00
Tampa Bay at Oakland	1:00
Washington at Miami	1:00

MONDAY, OCTOBER 19

Chicago at Detroit	9:00
--------------------------	------

SUNDAY, OCTOBER 25

Baltimore at Cleveland	1:00
Cincinnati at New Orleans	1:00
Denver at Buffalo	1:00
Green Bay at Detroit	1:00
Kansas City at Oakland	1:00
Los Angeles at San Francisco	1:00
Miami at Dallas	3:00
Minnesota at St. Louis	12:00
New England at Washington	1:00
New York Giants at Atlanta	1:00
San Diego at Chicago	3:00
Seattle at New York Jets	4:00
Tampa Bay at Philadelphia	1:00

MONDAY, OCTOBER 26

Houston at Pittsburgh	9:00
-----------------------------	------

SUNDAY, NOVEMBER 1

Atlanta at New Orleans	12:00
Baltimore at Miami	1:00
Chicago at Tampa Bay	1:00
Cleveland at Buffalo	1:00
Dallas at Philadelphia	4:00
Detroit at Los Angeles	1:00
Houston at Cincinnati	1:00
Kansas City at San Diego	1:00
New England at Oakland	1:00
New York Jets at New York Giants	1:00
St. Louis at Washington	4:00
San Francisco at Pittsburgh	1:00
Seattle at Green Bay	1:00

MONDAY, NOVEMBER 2

Minnesota at Denver	7:00
---------------------------	------

SUNDAY, NOVEMBER 8

Atlanta at San Francisco	1:00
Chicago at Kansas City	1:00
Cincinnati at San Diego	1:00
Cleveland at Denver	2:00
Detroit at Washington	1:00
Miami at New England	1:00
New Orleans at Los Angeles	1:00
New York Giants vs. Green Bay at Milw.	12:00
New York Jets at Baltimore	4:00
Oakland at Houston	12:00
Philadelphia at St. Louis	12:00
Pittsburgh at Seattle	1:00
Tampa Bay at Minnesota	12:00

MONDAY, NOVEMBER 9

Buffalo at Dallas 8:00

SUNDAY, NOVEMBER 15

Baltimore at Philadelphia 1:00

Buffalo at St. Louis 12:00

Chicago at Green Bay 12:00

Cleveland at San Francisco 1:00

Dallas at Detroit 4:00

Denver at Tampa Bay 1:00

Houston at Kansas City 1:00

Los Angeles at Cincinnati 1:00

New Orleans at Minnesota 12:00

New York Jets at New England 1:00

Oakland at Miami 1:00

Pittsburgh at Atlanta 1:00

Washington at New York Giants 4:00

MONDAY, NOVEMBER 16

San Diego at Seattle 6:00

SUNDAY, NOVEMBER 22

Denver at Cincinnati 1:00

Detroit at Chicago 12:00

Green Bay at Tampa Bay 1:00

Miami at New York Jets 4:00

New England at Buffalo 1:00

New Orleans at Houston 12:00

New York Giants at Philadelphia 1:00

Pittsburgh at Cleveland 1:00

St. Louis at Baltimore 2:00

San Diego at Oakland 1:00

San Francisco at Los Angeles 1:00

Seattle at Kansas City 1:00

Washington at Dallas 3:00

MONDAY, NOVEMBER 23

Minnesota at Atlanta 9:00

THURSDAY, NOVEMBER 26

Chicago at Dallas 3:00

Kansas City at Detroit 12:30

SUNDAY, NOVEMBER 29

Atlanta at Houston 3:00

Baltimore at New York Jets 1:00

Cincinnati at Cleveland 1:00

Denver at San Diego 1:00

Green Bay at Minnesota 12:00

Los Angeles at Pittsburgh 1:00

New York Giants at San Francisco 1:00

Oakland at Seattle 1:00

St. Louis at New England 1:00

Tampa Bay at New Orleans 1:00

Washington at Buffalo 1:00

MONDAY, NOVEMBER 30

Philadelphia at Miami 9:00

THURSDAY, DECEMBER 3

Cleveland at Houston 8:00

SUNDAY, DECEMBER 6

Atlanta at Tampa Bay 4:00

Buffalo at San Diego 1:00

Dallas at Baltimore 2:00

Detroit at Green Bay 12:00

Kansas City at Denver 2:00

Los Angeles at New York Giants 1:00

Minnesota at Chicago 12:00

New England at Miami 1:00

New Orleans at St. Louis 12:00

New York Jets at Seattle 1:00

Philadelphia at Washington 1:00

San Francisco at Cincinnati 1:00

MONDAY, DECEMBER 7

Pittsburgh at Oakland 6:00

SATURDAY, DECEMBER 12

Minnesota at Detroit 4:00

New York Jets at Cleveland 12:30

SUNDAY, DECEMBER 13

Baltimore at Washington 1:00

Buffalo at New England 1:00

Chicago at Oakland 1:00

Cincinnati at Pittsburgh 1:00

Green Bay at New Orleans 12:00

Houston at San Francisco 1:00

Miami at Kansas City 1:00

New York Giants at St. Louis 12:00

Philadelphia at Dallas 3:00

San Diego at Tampa Bay 1:00

Seattle at Denver 2:00

MONDAY, DECEMBER 14

Atlanta at Los Angeles 6:00

SATURDAY, DECEMBER 19

Buffalo at Miami 4:00

Dallas at New York Giants 12:30

SUNDAY, DECEMBER 20

Cincinnati at Atlanta 1:00

Cleveland at Seattle 1:00

Denver at Chicago 12:00

Green Bay at New York Jets 1:00

Kansas City at Minnesota 12:00

New England at Baltimore 2:00

Pittsburgh at Houston 3:00

St. Louis at Philadelphia 1:00

San Francisco at New Orleans 1:00

Tampa Bay at Detroit 1:00

Washington at Los Angeles 1:00

MONDAY, DECEMBER 21

Oakland at San Diego 6:00

1981 Playoff Pairings and Priority

1. **First Round**—Wild cards play each other. Home clubs will be the clubs with the best won-lost percentage in the regular season. If tied in record, apply all applicable divisional tie-breakers.
2. **Other Rounds**—Sites for the AFC and NFC Divisional Playoffs and the AFC and NFC Championship Games are determined by the won-lost records of the divisional champions.

Division Ties

If, at the end of the regular season, two or more clubs in the same division finish with the best won-lost-tied percentage, the following steps will be taken until a CHAMPION is determined:

Two Clubs

1. Head-to-head (best won-lost-tied percentage in games between the clubs).
2. Best won-lost-tied percentage in games played within the division.
3. Best won-lost-tied percentage in games played within the conference.
4. Best won-lost-tied percentage in common games, if applicable.
5. Best net points in division games.
6. Best net points in all games.
7. Strength of schedule.
8. Best net touchdowns in all games.
9. Coin toss.

Three or More Clubs

(Note: If two clubs remain tied after a third club is eliminated during any step, tie-breaker reverts to Step One of two-club format.)

1. Head-to-head (best won-lost-tied percentage in games among the clubs).
2. Best won-lost-tied percentage in games played within the division.
3. Best won-lost-tied percentage in games played within the conference.
4. Best won-lost-tied percentage in common games.
5. Best net points in division games.
6. Best net points in all games.
7. Strength of schedule.
8. Best net touchdowns in all games.
9. Coin toss.

Wild Card Ties

If necessary to break ties to determine the two Wild Card clubs from each conference, the following steps will be taken:

1. If all the tied clubs are from the same division, apply division tiebreaker.
2. If the tied clubs are from different divisions, apply the following steps.

Two Clubs

1. Head-to-head, if applicable.
2. Best won-lost-tied percentage in games played within the conference.
3. Best won-lost-tied percentage in common games, minimum of four.
4. Best net points in conference games.
5. Best net points in all games.
6. Strength of schedule.
7. Best net touchdowns in all games.
8. Coin toss.

Three or More Clubs

(Note: If two clubs remain tied after third or other clubs eliminated, tie-breaker reverts to Step One of applicable two-club format.)

1. Head-to-head sweep (applicable only if one club has defeated each of the others or one club has lost to each of the others.)
2. Best won-lost-tied percentage in games played within the conference.
3. Best won-lost-tied percentage in common games, minimum of four.
4. Best net points in conference games.
5. Best net points in all games.
6. Strength of schedule.
7. Best net touchdowns in all games.
8. Coin toss.

1981 OPPONENTS

- Cincinnati Bengals:** Head Coach—Forrest Gregg. PR Director—Al Heim. Home—Riverfront Stadium (56,200). 1980 Record—6-10 (4th in the AFC Central). Office Telephone—(513) 621-3550.
- Dallas Cowboys:** Head Coach—Tom Landry. PR Director—Doug Todd. Home—Texas Stadium (65,101). 1980 Record—12-4 (2nd in NFC East). Office Telephone—(214) 369-8000.
- Denver Broncos:** Head Coach—Dan Reeves. PR Director—George McFadden. Home—Mile High Stadium (75,103). 1980 Record—8-8 (4th in AFC West). Office Telephone—(303) 623-8778.
- Detroit Lions:** Head Coach—Monte Clark. PR Director—Don Kremer. Home—Pontiac Silverdome (80,638). 1980 Record—9-7 (2nd in NFC Central). Office Telephone—(313) 335-4131.
- Green Bay Packers:** Head Coach—Bart Starr. PR Director—Lee Rammel. Home—Lambeau Field (56,267). 1980 Record—5-10-1 (5th in NFC Central). Office Telephone—(414) 494-2351.
- Kansas City Chiefs:** Head Coach—Marv Levy. PR Director—Bob Sprenger. Home—Arrowhead Stadium (78,094). 1980 Record—8-8 (3rd in AFC West). Office Telephone—(816) 924-9300.
- Los Angeles Rams:** Head Coach—Ray Malavasi. PR Director—Jerry Wilcox. Home—Anaheim Stadium (69,000). 1980 Record—11-5 (2nd in NFC West). Office Telephone—(714) 535-7267.
- Minnesota Vikings:** Head Coach—Bud Grant. PR Director—Merrill Swanson. Home—Metropolitan Stadium (48,446). 1980 Record—9-7 (1st in NFC Central). Office Telephone—(612) 828-6500.
- New York Giants:** Head Coach—Ray Perkins. PR Director—Ed Croke. Home—Giants Stadium (76,500). 1980 Record—4-12 (5th in NFC East). Office Telephone—(201) 935-8111.
- Oakland Raiders:** Head Coach—Tom Flores. PR Director—John Herrera. Home—Oakland-Alameda County Coliseum (54,615). 1980 Record—11-5 (2nd in AFC West). Office Telephone—(415) 562-5900.
- San Diego Chargers:** Head Coach—Don Coryell. PR Director—Rick Smith. Home—San Diego Stadium (52,552). 1980 Record—11-5 (1st in AFC West). Office Telephone—(714) 280-2111.
- San Francisco 49ers:** Head Coach—Bill Walsh. PR Director—George Heddleston. Home—Candlestick Park (61,185). 1980 Record—6-10 (3rd in NFC West). Office Telephone—(415) 365-3420.
- St. Louis Cardinals:** Head Coach—Jim Hanifan. VP Administration: Bing Devine. Home—Busch Memorial Stadium (51,392). 1980 Record—5-11 (4th in NFC East). Office Telephone—(314) 421-0777.
- Tampa Bay Buccaneers:** Head Coach—John McKay. PR Director—Bob Best. Home—Tampa Stadium (71,951). 1980 Record—5-10-1 (4th in NFC Central). Office Telephone—(813) 870-2700.
- Washington Redskins:** Head Coach—Joe Gibbs. PR Director—Joe Blair. Home—Robert F. Kennedy Stadium (55,031). 1980 Record—6-10 (3rd in NFC East). Office Telephone—(703) 471-9100.

MEDIA INFORMATION

Credentials

Requests should be directed to Ted Haracz, Public Relations Director, Chicago Bears, 250 N. Washington, Lake Forest, IL 60045. Credentials will be mailed up to Monday of game week. Other credentials will be left at the WILL CALL window located near Gate "O" on the south end of the stadium. Will Call opens three hours before kickoff. Space is extremely limited in the Soldier Field press box. No guests are permitted and credentials are limited to working press.

Photographers

Credentials are limited to those on assignment from accredited wire services, daily newspapers, magazines, and television stations. Because of supply and demand, free lancers are not accredited by the Bears.

Copy Transmission/Telephones

The Bears cooperate with the Pro Football Writers Association telephone co-op system for copy transmission. Media outlets not participating in the PFWA system should expect to install their own dedicated telephone line or make use of Soldier Field's extremely limited pay phone system. To order phones to the Soldier Field press box call June Brown at Illinois Bell (312) 977-8415. IB's contact at the stadium is John Windebank (312) 326-0886 or 786-0044.

Bank with the Bears.



American National Bank

33 North La Salle / La Salle at Wacker 60690 / Phone (312) 661-5000

We're the bank for business.